

For any inquiries, contact:

Research
Aysegul Ozge Ozgur
aozgur@rabeesecurities.com

Trading
trading@rabeesecurities.com
Address: 903/14/19

Karada
Baghdad-Iraq
Tel: +964 1 7180 696
info@rabeesecurities.com

RS Bloomberg page: <RSIQ>

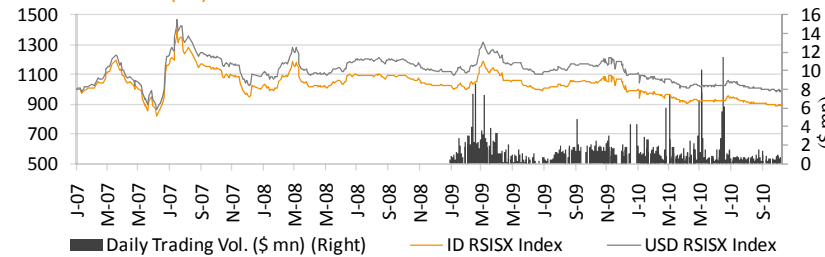
DISCLAIMER

This publication may not be reproduced, modified, or re-disseminated in whole or in part without the prior written permission of Rabee Securities. The information provided herein is of a general nature and for informational purposes only and is not intended to serve as an offer or solicitation with respect to the purchase or sale of any security, or as a recommendation to adopt any particular trading strategy. Such information is subject to change without prior notice. Although Rabee Securities obtains information from sources it considers reliable, Rabee Securities makes no representations or warranties, express or implied, as to the information's accuracy or completeness. Furthermore, such information may be incomplete or condensed. Rabee Securities, its affiliates, directors, employees, assigns, agents, and successors bear no liability for any errors or omissions in this publication or for any losses arising from the use of or reliance upon this information. This limitation on liability applies to direct, indirect, consequential, special, punitive, or other damages, as well as damages for loss of profits or business interruption. Investors shall bear all responsibility for investment decisions taken on the basis of the contents of this report. Rabee Securities strongly advises potential investors to seek financial guidance when determining whether an investment is appropriate to their needs. All estimates included in this report constitute Rabee Securities' opinion as of the date published on the report and are subject to change without notice.

Weekly Value Traded

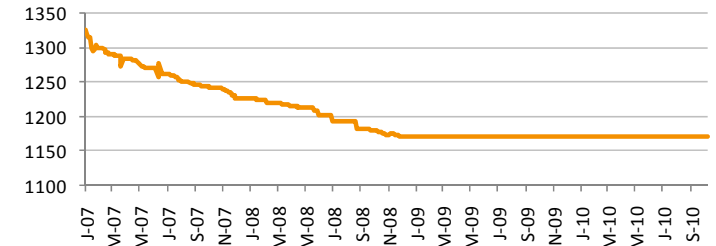
ID4,012,310,000

Rabee Securities (RS) Index - RSISX Index

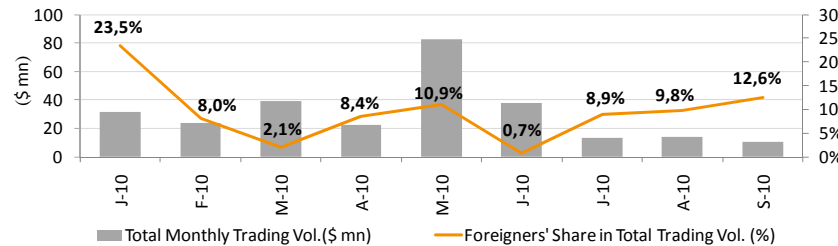


Iraqi Dinar Value

1USD=1170



Total Monthly Trading Vol. (\$ mn) & Share of Foreign Transaction in Total T. Vol. (%)



Best Performers - Weekly

Code	Price (ID)	Price Chn/w
IMPI	2.150	20.1%
IMAP	2.360	15.1%
IMIB	2.050	10.8%
INCP	3.000	7.5%
SILT	15.850	7.4%

Worst Performers - Weekly

Code	Price (ID)	Price Chn/w
INFI	1.060	-11.7%
AMEF	8.170	-9.9%
SKTA	10.500	-8.7%
VKHF	0.370	-7.5%
IMOS	0.750	-7.4%

RSISX Index Vs. Neighbour Market S.E.

Market	Index Close	Weekly Chg.	YTD Chg.
IRAQ (RSISX)	895	0.2%	-9.8%
EGYPT	6,879	0.0%	10.8%
KUWAIT	7,011	0.2%	0.1%
SAUDI	6,303	-1.8%	3.0%
MUSCAT	6,536	0.5%	2.6%
QATAR	7,821	0.7%	12.4%
DUBAI	1,747	1.4%	-3.2%
ABUDHABI	2,759	2.7%	0.5%
BAHRAIN	1,459	0.1%	0.8%
TURKEY	70,101	4.3%	32.7%
IRAN	17,902	-5.1%	59.7%

Top 5 Traded Volume - Weekly

Code	Price (ID)	Trading Vol. (ID mn)/w	Trading Vol. (US\$m)/w
SILT	15.850	830	0.7
ITLI	0.960	340	0.3
IHLI	0.960	324	0.3
SMRI	1.410	240	0.2
BASH	0.870	235	0.2

By the end of the week, 36 companies were able to trade in this session, and 26 companies were unable to do so mainly due to their General Assembly Meeting or ISX / ISC Instructions.

The dinar remained stable for the week, trading at 1170 to the dollar. Volumes for the week reached ID4.0 bln (\$3.4 mn), and the numbers of shares traded reached 2.2 bln, with the banking sector experiencing the highest volume and turnover.

Foreigners executed total 256 transactions this week. They executed 229 buying transactions amounted at ID715mn (\$611ths) and 27 selling transactions amounted at ID147mn (\$125ths). Thus, net purchases of foreigners reached ID629mn (\$538ths), while their share in total trading volume was 10.7%.

News from Iraq

Politics

- The leader of Al-Iraqiya Bloc, Rafi'a al-Issawi, and the leader in the National Alliance, Adel Abdu-Mahdi, have discussed on Saturday the current negotiations among the political blocs that won the nationwide elections held in March.
- A member from al-Iraqiya said on Saturday that no government would be formed without his bloc.
- Iraqi PM Nouri al-Maliki arrived in Damascus on Wednesday leading a high-profile delegation to meet President Bashar al-Assad and a number of Syrian officials.
- Iraqi Prime Minister Nouri al-Maliki said his coalition is close to forming a government and could announce a new coalition by next week.

Economics

- Oil Minister Hussein al-Shahrestani signed on Wednesday in Damascus a Memorandum of Understanding on strategic cooperation in oil and gas field with his Syrian counterpart Sufian Allaw, according to Syrian news agency (SANA).
- Deputy chairman of the Basra local council discussed on Wednesday with Jordanian al-Barq company the possibility to implement projects in the energy sector, according to a statement of his office.
- A number of Kuwaiti companies on Wednesday expressed desire to implement hotel and housing projects in Karbala, the province's governor said.
- The Iraqi Ministry of Electricity said Sunday it awarded three Turkish companies contracts to install 20 gas-powered turbines at three power generating stations in Iraq. The projects, involving \$900 mn investments, aim to generate up to 2,500 MW.

ISX - Recent Company Announcements

- National Metallic Industries & Bicycles (IMIB) will hold GA on October 27th, 2010 to discuss annual account report of 2009. ISX will suspend trading of IMIB shares starting October 21st, 2010.
- Modern Sewing (IMOS) announced that the GA will be held on October 30th, 2010 to discuss capital reduction from ID1.8 bln (\$1.5 mn) to ID1.0 bln (\$0.9 mn). ISX will suspend trading of IMOS shares starting from October 24th, 2010 due to this meeting.
- Baghdad Passengers Transport (SBPT) resumed trading on October 14th, 2010. SBPT shares were not trading due to General Assembly Meeting (GA).
- Nationality Household Furniture Industry (IHFI) resumed trading on October 14th, 2010. IHFI shares were not trading due to GA.
- Iraqi for Carton Manufacturies (IICM) resumed trading on Oct. 12th, 2010. IICM shares were not trading due to General Assembly (GA).
- AL-Badia General Trans (SBAG) resumed trading on October 10th, 2010. The Registration office did not approve the GA decision for the capital increase through 25% bonus issue from ID900 mn (\$769.2 ths) to ID1.125 bln (\$961.5 ths).

Performance of Traded Shares

	Code	Capital	Closing	Wk. Closing	YTD	Intra Week		Wk. Turnover	52 Week		Market Cap		P/E		P/B		DPS		Dividend Yield		Earnings(ID'000)		Note
		(000)	Price	% Change	% Change	High	Low	(ID '000)	High	Low	(ID'000)	(US '000)	T-2	T-1	T-2	T-1	T-2	T-1	T-2	T-1	T-2	T-1	
Banking Sector																							
Commercial Bank of Iraq	BCOI	60,000,000	1.390	-0.7%	-10.3%	1.430	1.360	69,191	1.700	1.300	83,400,000	71,282	69.045	N/A	1.286	N/A					1,216,606	N/A	
Bank of Baghdad	BBOB	100,000,000	1.340	0.0%	-30.2%	1.390	1.320	169,367	2.180	1.180	134,000,000	114,530	10.715	N/A	2.223	N/A					15,786,861	N/A	
Iraqi Islamic Bank	BIIB	51,192,000	0.830	-1.2%	-21.0%	0.830	0.000	43,534	1.000	0.750	42,489,360	36,316	N/M	N/A	0.835	N/A					N/M	N/A	
Iraqi Middle East Investment Bank	BIME	66,000,000	1.100	0.0%	-42.7%	0.000	0.000	0	2.300	1.090	72,600,000	62,051	8.230	N/A	1.886	N/A					11,561,101	N/A	Suspended
Investment Bank of Iraq	BIBI	50,400,000	1.240	0.0%	0.8%	0.000	0.000	0	1.380	0.830	62,496,000	53,415	8.113	N/A	1.605	N/A					7,703,453	N/A	Suspended
National Bank of Iraq	BNOI	50,000,000	0.780	-2.5%	-10.3%	0.800	0.780	13,540	0.940	0.780	39,000,000	33,333	53.163	N/A	1.521	N/A					799,421	N/A	N/A
Credit Bank of Iraq	BROI	85,000,000	1.980	0.0%	-15.7%	0.000	0.000	0	3.000	1.200	168,300,000	143,846	10.921	N/A	2.150	N/A	0.400		40%		15,333,101	N/A	Suspended
Dar Essalaam Investment Bank	BDSI	67,000,000	6.000	0.0%	-13.0%	0.000	0.000	0	7.100	1.380	402,000,000	343,590	324.960	N/A	9.198	N/A					1,206,150	N/A	Suspended
Sumer Commerical Bank	BSUC	50,000,000	0.900	0.0%	-9.1%	0.000	0.000	0	1.000	0.850	45,000,000	38,462	40.959	N/A	1.665	N/A					1,098,665	N/A	Suspended
Babylon Bank	BBAY	50,000,000	0.900	-2.2%	-30.8%	0.930	0.900	54,232	1.360	0.850	45,000,000	38,462	13.647	N/A	1.472	N/A					3,810,483	N/A	N/A
Economy Bank for Investment	BEFI	76,000,000	1.300	0.0%	-29.7%	0.000	0.000	0	2.320	1.300	98,800,000	84,444	23.412	N/A	3.989	N/A					4,813,687	N/A	Suspended
Gulf Commercial Bank	BGUC	50,000,000	1.000	0.0%	-16.7%	0.000	0.000	0	1.360	0.980	50,000,000	42,735	12.572	N/A	1.794	N/A					4,056,561	N/A	Suspended
Warka Bank for Investment	BWAI	75,000,000	1.260	0.0%	-9.4%	0.000	0.000	0	1.790	1.210	94,500,000	80,769	842.571	N/A	1.254	N/A					112,157	N/A	Suspended
Mosul Bank	BMFI	50,000,000	0.930	0.0%	-16.2%	0.950	0.930	199,602	1.300	0.830	46,500,000	39,744	17.013	N/A	1.710	N/A					3,085,833	N/A	N/A
Union Bank of Iraq	BUOI	50,000,000	0.990	0.0%	10.0%	0.000	0.000	0	1.150	0.790	49,500,000	42,308	51.757	N/A	3.136	N/A	0.130				1,062,662	N/A	Suspended
North Bank	BNOR	100,000,000	2.000	0.0%	0.0%	0.000	0.000	0	2.500	0.830	200,000,000	170,940	16.045	N/A	1.627	N/A					11,841,529	N/A	Suspended
Kurdistan International Bank	BKUI	50,000,000	1.950	0.0%	5.4%	0.000	0.000	0	1.950	1.500	97,500,000	83,333	79.765	N/A	1.728	N/A					1,203,533	N/A	Suspended
Ashur Bank	BASH	66,700,000	0.870	-1.1%	-30.4%	0.900	0.870	234,829	1.250	0.820	58,029,000	49,597	15.710	N/A	2.171	N/A					4,318,848	N/A	N/A
Mansour Bank	BMNS	75,000,000	1.180	-1.7%	-9.2%	1.200	1.170	124,008	1.900	1.170	88,500,000	75,641	13.260	N/A	1.523	N/A					7,522,560	N/A	N/A
United Bank for Investment	BUND	100,000,000	1.800	0.0%	8.4%	0.000	0.000	0	2.000	1.550	180,000,000	153,846	442.572	N/A	19.789	N/A					415,752	N/A	Suspended
Dijla and Furat Bank	BDFD	50,000,000	0.750	2.7%	-25.0%	0.750	0.000	3,198	1.100	0.720	37,500,000	32,051	108.128	N/A	3.025	N/A							N/A
Total								911,501			2,095,114,360	1,790,696	108.128	N/A	N/A								
Insurance Sector																							
Al-Ameen Insurance	NAME	1,000,000	1.210	0.0%	10.0%	0.000	0.000	0	1.300	1.050	1,210,000	1,034	7.435	N/A	0.918	N/A					150,639	N/A	N/A
Dar Essalaam Insurance	NDSA	2,200,000	2.850	-5.0%	14.0%	2.850	0.000	6,576	3.100	1.000	6,270,000	5,359	34.643	N/A	2.701	N/A					158,761	N/A	N/A
Ahliya Insurance	NAHF	1,300,000	1.000	0.0%	0.0%	0.000	0.000	0	1.250	1.050	1,300,000	1,111	14.600	N/A	0.911	N/A					95,272	N/A	Suspended
Al-Hamraa Insurance	NHAM	600,000	1.110	0.0%	11.0%	0.000	0.000	0	1.120	0.920	666,000	569	12.777	N/A	1.704	N/A					98,618	N/A	N/A
Gulf Insurance and Reinsurance	NGIR	1,000,000	1.800	0.0%	38.5%	1.800	0.000	18	2.000	1.100	1,800,000	1,538	N/A	N/A	N/A	N/A					N/A	N/A	N/A
Total								6,594			11,246,000	9,612	17.364	N/A	1.558	N/A							
Investment Sector																							
Al-Kheir Financial Investment	VKHF	7,000,000	0.370	-7.5%	-63.0%	0.400	0.000	3,486	0.990	0.370	2,590,000	2,214	17.343	N/A	0.385	N/A					161,450	N/A	N/A
Al-Ameen Financial Investment	VAMF	750,000	1.000	0.0%	5.3%	0.000	0.000	0	1.000	0.900	750,000	641	73.881	N/A	0.914	N/A					10,151	N/A	N/A
Al-Ayaam Financial Investment	VAYF	400,000	1.000	0.0%	0.0%	0.000	0.000	0	1.000	0.950	400,000	342	N/M	N/A	1.624	N/A					N/M	N/A	N/A
AL-Wiaam Financial Investment	VWIF	1,250,000	2.050	0.0%	-29.3%	0.000	0.000	0	3.300	1.980	2,562,500	2,190	117.055	N/A	2.439	N/A					28,833	N/A	N/A
Mesopotamia Investment	VMES	1,000,000	1.000	0.0%	5.3%	0.000	0.000	0	1.000	0.990	1,000,000	855	N/M	N/A	1.031	N/A					N/M	N/A	N/A
Al-Qum'a for Financial Investment	VQUF	1,000,000	0.850	0.0%	-57.5%	0.000	0.000	0	2.000	0.840	850,000	726	N/M	N/A	6.546	N/A					N/M	N/A	N/A
Al-Khaima Financial Investment	VKHA	400,000	1.000	0.0%	0.0%	0.000	0.000	0	1.000	0.890	400,000	342	N/M	N/A	13.781	N/A					N/M	N/A	N/A
Al-Zawraa for Financial Investment	VZAF	1,000,000	0.960	-5.0%	6.7%	1.100	0.000	1,367	1.100	0.750	960,000	821	92.728	N/A	0.747	N/A					8,735	N/A	N/A
AL- Batek for Financial Investment	VBAT	1,000,000	1.000	0.0%	0.0%	0.000	0.000	0	1.000	1.000	1,000,000	855	12.876	N/A	0.965	N/A	0.132		7%		77,666	N/A	N/A
Total								4,852			10,512,500	8,985	62.776	N/A	3.159	N/A							

Source: Iraq Stock Exchange

Performance of Traded Shares

	Capital	Closing	Wk. Closing	YTD	Intra Week	Wk. Turnover	52 Week	Market Cap	P/E	P/B	DPS	Dividend Yield	Earnings (ID'000)	Note							
Code	('000)	Price	% Change	% Change	High	Low	(ID '000)	High	Low	(ID'000)	(US '000)	T-2	T-1	T-2	T-1	T-2	T-1	T-2	T-1		
Services Sector																					
Kharkh Tour Amusement City	SKTA	99,000	10.500	-8.7%	90.9%	11.000	0.000	31,234	17.950	4.500	1,039,500	888	N/M	N/A	5.686	N/A	0.250	3%	N/M	N/A	
Mosul for Funfairs	SMOF	114,750	37.000	0.0%	156.9%	0.000	0.000	0	41.000	12.000	4,245,750	3,629	30.838	N/A	9.267	N/A	0.500	8%	88,934	N/A	Suspended
Mamoura Real estate Investment	SMRI	11,726,000	1.410	-0.7%	-52.8%	1.430	1.390	240,353	3.900	1.200	16,533,660	14,131	5,479.353	N/A	2.814	N/A			3,282	N/A	
Al-Ameen Estate Investment	SAEI	6,960,000	1.800	0.0%	-26.5%	0.000	0.000	0	3.000	0.960	12,528,000	10,708	N/A	N/A	N/A	N/A			N/A	N/A	
AL-Nukhba General Contracting	SNUC	1,600,000	2.000	0.0%	-60.0%	2.100	0.000	19,600	6.000	1.450	3,200,000	2,735	N/A	N/A	N/A	N/A			N/A	N/A	
Iraqi Land Transport	SILT	3,400,000	15.850	7.4%	33.2%	15.850	13.800	830,117	17.280	0.740	53,890,000	46,060	N/A	N/A	N/A	N/A			N/A	N/A	
Baghdad Passengers Transport	SBPT	160,000	25.500	0.0%	39.7%	0.000	0.000	0	30.000	15.000	4,080,000	3,487	250.121	N/A	12.917	N/A			15,992	N/A	
Iraqi for General Transportation	SIGT	1,500,000	7.210	0.0%	0.0%	0.000	0.000	0	0.000	0.000	10,815,000	9,244	22.392	N/A	4.153	N/A			482,990	N/A	Suspended
AL-Badia General Trans	SBAG	900,000	10.500	6.1%	27.3%	10.500	0.000	120,853	26.000	7.000	9,450,000	8,077	19.744	N/A	7.651	N/A			533,324	N/A	
Baghdad Motor cars Servicing	SBMC	1,080,000	1.730	0.0%	-19.5%	0.000	0.000	0	4.230	1.250	1,868,400	1,597	N/M	N/A	9.103	N/A			N/M	N/A	Suspended
Total								1,242,156			117,650,310	100,556	1,160,490	N/A	7.370	N/A					
Industry Sector																					
Nineveh Food Industries	INFI	3,600,000	1.060	-11.7%	-3.6%	1.200	0.000	3,931	2.000	1.000	3,816,000	3,262	N/M	N/A	1.410	N/A			N/M	N/A	
Al-Mansour Pharmaceuticals Industries	IMAP	2,499,633	2.360	15.1%	-9.2%	2.470	2.100	49,312	4.030	1.690	5,899,134	5,042	34.655	N/A	3.615	N/A			181,892	N/A	
Modern Sewing	IMOS	1,800,000	0.750	-7.4%	-31.8%	0.820	0.720	44,815	1.600	0.720	1,350,000	1,154	34.200	N/A	1.165	N/A			51,580	N/A	
Iraqi For Tufted Carpets & Floor	IITC	500,000	4.560	-3.0%	-0.9%	4.560	0.000	1,186	5.500	0.670	2,280,000	1,949	40.880	N/A	1.326	N/A	0.250	25%	48,924	N/A	
Northern Soft Drinks and Mineral Water	INSD	31,875,000	0.530	1.9%	-44.2%	0.530	0.520	35,277	1.140	0.520	16,893,750	14,439	18.155	N/A	0.650	N/A			950,165	N/A	
Eastern Brewery	IEAB	8,845,000	0.770	0.0%	-30.0%	0.000	0.000	0	1.300	0.750	6,810,650	5,821	N/M	N/A	2.319	N/A			NM	N/A	Suspended
Baghdad for Packing Materials	IBPM	270,000	8.250	0.0%	-6.3%	0.000	0.000	0	9.600	7.000	2,227,500	1,904	N/M	N/A	7.560	N/A			N/M	N/A	
Modern Chemical Industries	IMCI	60,000	55.000	0.0%	-20.3%	0.000	0.000	0	69.000	55.000	3,300,000	2,821	N/A	N/A	N/A	N/A			N/A	N/A	
Baghdad Soft Drinks	IBSD	105,000,000	1.050	0.0%	-16.7%	0.000	0.000	0	1.300	1.050	110,250,000	94,231	N/M	N/A	1.839	N/A			N/M	N/A	Suspended
Iraqi Date Processing and Marketing	IIDP	6,337,000	2.000	0.0%	0.0%	0.000	0.000	0	0.000	2.350	12,674,000	10,832	N/A	N/A	N/A	N/A			N/A	N/A	Suspended
Al -Hilal Industries	IHLI	12,375,000	0.960	3.2%	-44.5%	0.990	0.940	323,574	2.800	0.900	11,880,000	10,154	N/M	N/A	8.289	N/A			N/M	N/A	
The Light Industries	ITLI	16,800,000	0.960	5.5%	-58.1%	0.960	0.920	340,164	2.700	0.890	16,128,000	13,785	N/M	N/A	4.429	N/A			N/M	N/A	
National Chemical & Plastic Industries	INCP	7,593,750	3.000	7.5%	-20.0%	3.010	2.900	108,157	6.450	2.300	22,781,250	19,471	N/M	N/A	2.435	N/A			N/M	N/A	
Electronic Industries	IELI	12,000,000	3.160	0.0%	0.0%	0.000	0.000	0	0.000	0.000	37,920,000	32,410	13.758	N/A	3.029	N/A			2,756,267	N/A	Suspended
AL- Kindi for Production of Veterinary	IKLV	2,400,000	1.930	0.5%	-10.2%	1.960	1.920	60,513	3.710	1.740	4,632,000	3,959	71.858	N/A	3.533	N/A			70,139	N/A	
Fallujah Construction Materials	IFCM	540,000	3.480	0.0%	-29.3%	0.000	0.000	0	10.000	2.530	1,879,200	1,606	N/A	N/A	N/A	N/A			N/A	N/A	Suspended
Iraqi Engineering Works	IIEW	500,000	2.550	2.0%	5.8%	2.600	0.000	21,464	3.200	2.300	1,275,000	1,090	10.706	N/A	1.118	N/A			118,154	N/A	
Al -khazer for Construction Materials	IKHC	1,100,000	2.070	0.0%	-31.0%	0.000	0.000	0	3.650	2.070	2,277,000	1,946	N/M	N/A	2.176	N/A			N/M	N/A	
Kirkuk for Producing	IKFP	124,000	3.500	0.0%	0.0%	0.000	0.000	0	0.000	27.000	434,000	371	N/M	N/A	3.370	N/A			N/M	N/A	Out of Trade
Modern Paint Industries	IMPI	9,213,750	2.150	20.1%	-27.4%	2.150	1.920	93,543	3.000	1.500	19,809,563	16,931	224.117	N/A	1.522	N/A			78,934	N/A	
National Metallic Industries and Bicycles	IMIB	5,000,000	2.050	10.8%	-32.8%	2.050	2.000	37,618	3.600	1.700	10,250,000	8,761	20.255	N/A	1.454	N/A			506,043	N/A	
Ready Made Clothes	IRMC	720,000	2.410	0.0%	-49.3%	0.000	0.000	0	4.250	0.770	1,735,200	1,483	3.179	N/A	2.792	N/A			611,556	N/A	Suspended
Iraqi for Carton Manufactories	IICM	3,795,000	1.260	-3.1%	-51.5%	1.350	0.000	33,701	3.200	1.220	4,781,700	4,087	N/M	N/A	7.500	N/A			N/M	N/A	
Modern Construction Materials Industry	IMCM	2,235,894	1.200	0.0%	71.4%	0.000	0.000	0	1.470	0.800	2,683,073	2,293	N/M	N/A	1.168	N/A			N/M	N/A	Suspended
Nationality Household Furniture Industry	IHFI	1,260,000	1.480	0.0%	-17.8%	1.480	0.000	74	1.800	1.350	1,864,800	1,594	N/M	N/A	1.899	N/A			N/M	N/A	
Total								1,153,330			305,831,819	261,395	47.176	N/A	4.031	N/A					

Source: Iraq Stock Exchange

Performance of Traded Shares

	Capital	Closing	Wk. Closing	YTD	Intra Week	Wk. Turnover	52 Week	Market Cap	P/E	P/B	DPS	Dividend Yield	Earnings(ID'000)	Note							
Code	('000)	Price	% Change	% Change	High	Low	(ID '000)	High	Low	(ID'000)	(US '000)	T-2	T-1	T-2	T-1	T-2	T-1	T-2	T-1		
Hotel & Tourism Sector																					
Palestine Hotel	HPAL	4,470,000	18.700	-0.3%	8.4%	18.900	18.590	229,865	21.250	14.000	83,589,000	71,444	N/M	N/A	23.147	N/A			N/M	N/A	
Ishiar Hotels	HISH	1,500,000	27.200	0.0%	-10.8%	0.000	0.000	0	35.000	22.000	40,800,000	34,872	N/M	N/A	4.688	N/A			N/M	N/A	Suspended
Babylon Hotel	HBAY	1,350,000	38.060	0.7%	5.7%	38.060	37.700	99,250	46.580	31.000	51,381,000	43,915	N/M	N/A	34.603	N/A			N/M	N/A	
Baghdad Hotel	HBAG	1,922,000	18.550	-1.3%	-19.3%	19.000	18.550	78,231	39.000	16.800	35,653,100	30,473	203.778	N/A	15.155	N/A			198,068	N/A	
National for Tourist Investments	HNTI	2,755,000	18.000	-1.4%	-10.0%	18.100	18.000	32,103	26.850	17.500	49,590,000	42,385	N/M	N/A	22.319	N/A			N/M	N/A	
Ashour Hotel	HASH	376,369	12.000	0.0%	-33.3%	12.000	0.000	11,268	19.000	9.000	4,516,428	3,860	N/M	N/A	43.025	N/A			N/M	N/A	
Tourist Village of Mosul dam	HTVM	40,000	30.000	-6.3%	-33.3%	31.750	0.000	3,901	64.700	6.000	1,200,000	1,026	18.238	N/A	18.696	N/A	1.500	150%	75,665	N/A	
Karbala Hotels	HKAR	1,620,000	5.150	3.0%	-33.1%	5.200	4.960	27,585	8.450	4.750	8,343,000	7,131	N/M	N/A	10.993	N/A			N/M	N/A	
AL-Mansour Hotel	HMAN	2,016,000	40.500	0.0%	23.7%	0.000	0.000	0	45.200	30.500	81,648,000	69,785	N/M	N/A	31.240	N/A			N/M	N/A	Suspended
Al-Sadeer Hotel	HSAD	708,000	43.500	3.6%	-12.6%	43.500	0.000	203,000	51.000	38.320	30,798,000	26,323	N/M	N/A	48.525	N/A			N/M	N/A	
Total								685,202			387,518,528	331,212	111.008	N/A	25.239	N/A					
Agriculture Sector																					
AL-Therar for Agricultural Production	ATHP	2,400,000	0.400	0.0%	0.0%	0.000	0.000	0	0.000	0.000	960,000	821	N/A	N/A	N/A	N/A			N/A	N/A	Out of Trade
The Modern for Animal Agricultural Productio	AMAP	540,000	1.060	1.0%	-15.2%	1.080	0.000	1,637	1.500	0.980	572,400	489	22.037	N/A	0.198	N/A	0.120	12%	26,955	N/A	
Al-Ahlyia for Agricultural	AAHP	575,000	0.880	0.0%	-22.8%	0.000	0.000	0	1.150	0.780	506,000	432	N/M	N/A	0.867	N/A			N/M	N/A	
Middle East for Production - Fish	AMEF	300,000	8.170	-9.9%	48.5%	8.200	0.000	1,359	9.400	4.000	2,451,000	2,095	37.443	N/A	6.440	N/A			75,315	N/A	
Iraqi for Seed Production	AISP	2,000,000	2.020	-1.5%	15.4%	2.100	0.000	5,678	2.390	1.350	4,040,000	3,453	N/M	N/A	3.380	N/A			N/M	N/A	
Iraqi For Meat production and marketing	AIPM	3,000,000	7.000	0.0%	-9.7%	0.000	0.000	0	9.900	5.250	21,000,000	17,949	N/M	N/A	4.368	N/A			N/M	N/A	Suspended
Iraqi Agricultural Products Marketng	AIRP	360,000	3.750	0.0%	18.7%	0.000	0.000	0	4.400	3.000	1,350,000	1,154	N/M	N/A	2.391	N/A			N/M	N/A	
Total								8,674			30,879,400	26,393	29.740	N/A	2.941	N/A					
Grand Total								4,012,310			2,958,752,917	2,528,849	1,536.682	N/A	47.323	N/A					

Source: Iraq Stock Exchange

Note: "Suspended" companies are not trading due to General Assembly Meeting or ISX / ISC Instructions.
 "Out of Trade" companies are not trading, because they haven't completed the procedures to start electronic trading yet.