

**For any inquiries, contact:**

**Research**  
**Aysegul Ozge Ozgur**  
[aozgur@rabeesecurities.com](mailto:aozgur@rabeesecurities.com)

**Trading**  
[trading@rabeesecurities.com](mailto:trading@rabeesecurities.com)

Address: 903/14/19

Karada  
Baghdad-Iraq

Tel: +964 1 7180 696

[info@rabeesecurities.com](mailto:info@rabeesecurities.com)

**RS Bloomberg page: <RSIQ>**

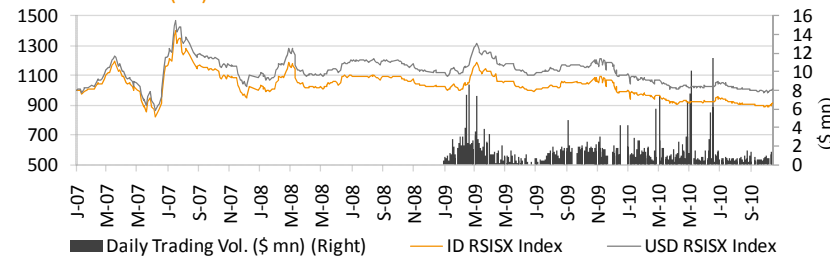
## DISCLAIMER

This publication may not be reproduced, modified, or re-disseminated in whole or in part without the prior written permission of Rabee Securities. The information provided herein is of a general nature and for informational purposes only and is not intended to serve as an offer or solicitation with respect to the purchase or sale of any security, or as a recommendation to adopt any particular trading strategy. Such information is subject to change without prior notice. Although Rabee Securities obtains information from sources it considers reliable, Rabee Securities makes no representations or warranties, express or implied, as to the information's accuracy or completeness. Furthermore, such information may be incomplete or condensed. Rabee Securities, its affiliates, directors, employees, assigns, agents, and successors bear no liability for any errors or omissions in this publication or for any losses arising from the use of or reliance upon this information. This limitation on liability applies to direct, indirect, consequential, special, punitive, or other damages, as well as damages for loss of profits or business interruption. Investors shall bear all responsibility for investment decisions taken on the basis of the contents of this report. Rabee Securities strongly advises potential investors to seek financial guidance when determining whether an investment is appropriate to their needs. All estimates included in this report constitute Rabee Securities' opinion as of the date published on the report and are subject to change without notice.

## Weekly Value Traded

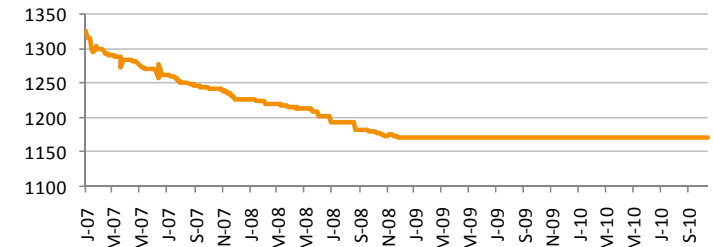
ID7,141,958,000

### Rabee Securities (RS) Index - RSISX Index

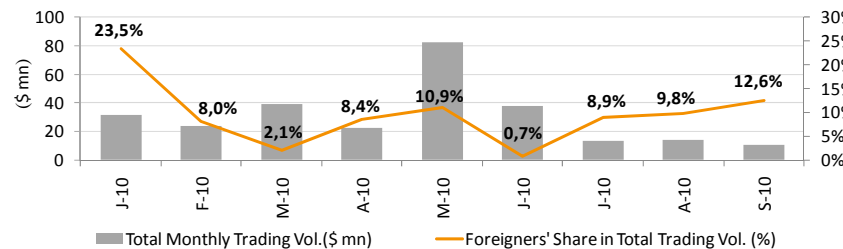


## Iraqi Dinar Value

1USD=1170



## Total Monthly Trading Vol. (\$ mn) & Share of Foreign Transaction in Total T. Vol. (%)



### Best Performers - Weekly

Code	Price (ID)	Price Chn/w
SBAG	14.400	37.1%
NDSA	3.450	21.1%
HISH	32.000	17.6%
IMPI	2.500	16.3%
IIEW	2.850	11.8%

### Worst Performers - Weekly

Code	Price (ID)	Price Chn/w
BUND	1.620	-10.0%
SILT	14.550	-8.2%
IMIB	1.900	-7.3%
SNUC	1.900	-5.0%
IMAP	2.280	-3.4%

### RSISX Index Vs. Neighbour Market S.E.

Market	Index Close	Weekly Chg.	YTD Chg.
IRAQ (RSISX)	913	2.0%	-8.0%
EGYPT	6,807	-1.1%	9.6%
KUWAIT	6,945	-0.9%	-0.9%
SAUDI	6,230	-1.1%	1.8%
MUSCAT	6,542	0.1%	2.7%
QATAR	7,728	-1.2%	11.0%
DUBAI	1,744	-0.2%	-3.3%
ABUDHABI	2,808	1.8%	2.3%
BAHRAIN	1,465	0.4%	1.2%
TURKEY	71,007	1.3%	34.4%
IRAN	18,229	1.8%	62.7%

### Top 5 Traded Volume - Weekly

Code	Price (ID)	Trading Vol. (ID mn)/w	Trading Vol. (US\$m)/w
HISH	32.000	1,729	1.5
ITLI	1.010	671	0.6
HPAL	19.050	537	0.5
VAMF	1.210	473	0.4
SMRI	1.450	452	0.4

By the end of the week, 41 companies were able to trade in this session, and 26 companies were unable to do so mainly due to their General Assembly Meeting or ISX / ISC Instructions.

The dinar remained stable for the week, trading at 1170 to the dollar. Volumes for the week reached ID7.1 bln (\$6.1 mn), and the numbers of shares traded reached 3.5 bln, with the banking sector experiencing the highest volume and turnover.

Foreigners executed total 344 transactions this week. They executed 318 buying transactions amounted at ID1.2bln (\$1.0bln) and 26 selling transactions amounted at ID90mn (\$77ths). Thus, net purchases of foreigners reached ID1.1bln (\$960ths), while their share in total trading volume was 9.1%.

## News from Iraq

### Politics

- Head of al-Iraqiya List, Iyad Allawi, received Wednesday an invitation from President Massoud Barzani to visit Kurdistan to discuss political conditions, within preparations to hold a meeting among the leaders of the political blocs which won the recent elections in the country, according to a leading figure of al-Iraqiya List.
- Iraqi Vice President Tareq al-Hashemi held talks with Turkish and Qatari officials during his visit in Doha, a statement of his office said on Wednesday.
- A leading member of al-Iraqiya List, Vice-President Tareq al-Hashemi, has said on Tuesday that the chances are that al-Iraqiya and the Supreme Council have come closer to forming the new government.

### Economics

- Results of Wednesday's auctions made on three gas fields: A consortium of South Korea KoGas and Kazakhstan's KazMunuiGaz won the right to develop the giant gas field of Akkas in Iraq's western province of Anbar. The Akkas gas field has 5.6 trln cubic feet of natural gas. They will produce 400mn standard cubic feet of gas a day at a price of \$5.50 per barrel of oil equivalent. Secondly, a consortium of Turkish TPAO, KoGas and Kuwait Energy won a deal to develop the 4.5 trln cubic feet gas field of al-Mansouriyah in eastern Iraq. The consortium accepted the Iraqi Oil Ministry's offer price of \$7 per barrel of oil equivalent to produce 320mn standard cubic feet of gas a day. Finally, a Kuwaiti Energy (60%) -Turkish TPAO (40%) consortium won the right to develop the 1.1trln cubic feet field of Siba in Iraq's southern province of Basra. They agreed to produce 100mn standard cubic feet of gas a day at a price of \$7.50 per barrel of oil equivalent.

### ISX - Recent Company Announcements

- United Bank for Investment (BUND) resumed trading on October 21st, 2010, after completing the capital increase processes from ID100bln (\$85.5mn) to ID150bln (\$128.2mn) through 38% rights issue and 12% bonus issue.
- National Metallic Industries & Bicycles (IMIB) will hold GA on October 27th, 2010 to discuss annual account report of 2009. ISX suspended trading of IMIB shares starting on October 21st, 2010.
- Iraqi Land Transport (SILT) announced that the General Assembly Meeting will be held on October 25th, 2010 to discuss annual accounting report of 2009, capital increase through 91.827% bonus issue and 53.324% rights issue. ISX suspended trading of SILT shares starting on October 19th, 2010.
- Ishtar Hotels (HISH) resumed trading on October 18th, 2010. HISH shares were not trading since August 8th, 2010 due to its violation by not delivering its annual account report of 2009.
- AL-Badia General Trans (SBAG) resumed trading on October 10th, 2010. The Registration office did not approve the GA decision for the capital increase through 25% bonus issue from ID900 mn (\$769.2 ths) to ID1.125 bln (\$961.5 ths).

**Performance of Traded Shares**

	Capital	Closing	Wk. Closing	YTD	Intra Week	Wk. Turnover	52 Week	Market Cap	P/E	P/B	DPS	Dividend Yield	Earnings(ID'000)	Note						
Code	('000)	Price	% Change	% Change	High	Low	(ID '000)	High	Low	(ID'000)	(US '000)	T-2	T-1	T-2	T-1	T-2	T-1	T-2	T-1	
<b>Banking Sector</b>																				
Commercial Bank of Iraq	BCOI	60,000,000	1.420	2.2%	-8.4%	1.450	0.000	62,582	1.650	1.300	85,200,000	72,821	69.045	N/A	1.286	N/A			1,216,606	N/A
Bank of Baghdad	BBOB	100,000,000	1.460	9.0%	-24.0%	1.500	1.350	269,546	2.180	1.180	146,000,000	124,786	10.715	N/A	2.223	N/A			15,786,861	N/A
Iraqi Islamic Bank	BIIB	51,192,000	0.810	-2.4%	-22.9%	0.830	0.000	39,798	1.000	0.750	41,465,520	35,441	N/M	N/A	0.835	N/A			N/M	N/A
Iraqi Middle East Investment Bank	BIME	66,000,000	1.100	0.0%	-42.7%	0.000	0.000	0	2.300	1.090	72,600,000	62,051	8.230	N/A	1.886	N/A			11,561,101	N/A
Investment Bank of Iraq	BIBI	50,400,000	1.240	0.0%	0.8%	0.000	0.000	0	1.380	0.830	62,496,000	53,415	8.113	N/A	1.605	N/A			7,703,453	N/A
National Bank of Iraq	BNOI	50,000,000	0.800	2.6%	-8.0%	0.800	0.000	24,359	0.940	0.780	40,000,000	34,188	53.163	N/A	1.521	N/A			799,421	N/A
Credit Bank of Iraq	BROI	85,000,000	1.980	0.0%	-15.7%	0.000	0.000	0	3.000	1.200	168,300,000	143,846	10.921	N/A	2.150	N/A	0.400	40%	15,333,101	N/A
Dar Essalaam Investment Bank	BDSI	67,000,000	6.000	0.0%	-13.0%	0.000	0.000	0	7.100	1.380	402,000,000	343,590	324.960	N/A	9.198	N/A			1,206,150	N/A
Sumer Commerical Bank	BSUC	50,000,000	0.900	0.0%	-9.1%	0.000	0.000	0	1.000	0.850	45,000,000	38,462	40.959	N/A	1.665	N/A			1,098,665	N/A
Babylon Bank	BBAY	50,000,000	0.910	1.1%	-30.0%	0.910	0.000	35,455	1.360	0.850	45,500,000	38,889	13.647	N/A	1.472	N/A			3,810,483	N/A
Economy Bank for Investment	BEFI	76,000,000	1.300	0.0%	-29.7%	0.000	0.000	0	2.320	1.300	98,800,000	84,444	23.412	N/A	3.989	N/A			4,813,687	N/A
Gulf Commercial Bank	BGUC	50,000,000	1.000	0.0%	-16.7%	0.000	0.000	0	1.360	0.980	50,000,000	42,735	12.572	N/A	1.794	N/A			4,056,561	N/A
Warka Bank for Investment	BWAI	75,000,000	1.260	0.0%	-9.4%	0.000	0.000	0	1.790	1.210	94,500,000	80,769	842.571	N/A	1.254	N/A			112,157	N/A
Mosul Bank	BMFI	50,000,000	0.930	0.0%	-16.2%	0.950	0.000	136,439	1.250	0.830	46,500,000	39,744	17.013	N/A	1.710	N/A			3,085,833	N/A
Union Bank of Iraq	BUOI	50,000,000	0.980	0.0%	10.0%	0.000	0.000	0	1.150	0.790	49,500,000	42,308	51.757	N/A	3.136	N/A	0.130		1,062,662	N/A
North Bank	BNOR	100,000,000	2.000	0.0%	0.0%	0.000	0.000	0	2.500	0.830	200,000,000	170,940	16.045	N/A	1.627	N/A			11,841,529	N/A
Kurdistan International Bank	BKUI	50,000,000	1.950	0.0%	5.4%	0.000	0.000	0	1.950	1.500	97,500,000	83,333	79.765	N/A	1.728	N/A			1,203,533	N/A
Ashur Bank	BASH	66,700,000	0.890	2.3%	-28.8%	0.900	0.880	125,147	1.250	0.820	59,363,000	50,738	15.710	N/A	2.171	N/A			4,318,848	N/A
Mansour Bank	BMNS	75,000,000	1.240	5.1%	-4.6%	1.260	1.180	161,718	1.900	1.170	93,000,000	79,487	13.260	N/A	1.523	N/A			7,522,560	N/A
United Bank for Investment	BUND	150,000,000	1.620	-10.0%	-2.4%	1.620	0.000	162	2.000	1.550	243,000,000	207,692	442.572	N/A	19.789	N/A			415,752	N/A
Dijla and Furat Bank	BDFD	50,000,000	0.750	0.0%	-25.0%	0.750	0.000	14,308	1.100	0.720	37,500,000	32,051	108.128	N/A	3.025	N/A				
<b>Total</b>								<b>869,513</b>			<b>2,178,224,520</b>	<b>1,861,730</b>	<b>108.128</b>	<b>N/A</b>	<b>N/A</b>					
<b>Insurance Sector</b>																				
Al-Ameen Insurance	NAME	1,000,000	1.210	0.0%	10.0%	1.210	0.000	472,917	1.300	1.050	1,210,000	1,034	7.435	N/A	0.918	N/A			150,639	N/A
Dar Essalaam Insurance	NDSA	2,200,000	3.450	21.1%	38.0%	3.450	0.000	42,639	3.450	1.000	7,590,000	6,487	34.643	N/A	2.701	N/A			158,761	N/A
Ahliya Insurance	NAHF	1,300,000	1.000	0.0%	0.0%	0.000	0.000	0	1.250	1.050	1,300,000	1,111	14.600	N/A	0.911	N/A			95,272	N/A
Al-Hamraa Insurance	NHAM	600,000	1.110	0.0%	11.0%	0.000	0.000	0	1.120	0.920	666,000	569	12.777	N/A	1.704	N/A			98,618	N/A
Gulf Insurance and Reinsurance	NGIR	1,000,000	1.800	0.0%	38.5%	1.800	0.000	936	2.000	1.100	1,800,000	1,538	N/A	N/A	N/A	N/A			N/A	N/A
<b>Total</b>								<b>516,492</b>			<b>12,566,000</b>	<b>10,740</b>	<b>17.364</b>	<b>N/A</b>	<b>1.558</b>	<b>N/A</b>				
<b>Investment Sector</b>																				
Al-Kheir Financial Investment	VKHF	7,000,000	0.380	2.7%	-62.0%	0.380	0.000	435	0.990	0.370	2,660,000	2,274	17.343	N/A	0.385	N/A			161,450	N/A
Al-Ameen Financial Investment	VAMF	750,000	1.000	0.0%	5.3%	0.000	0.000	0	1.000	0.900	750,000	641	73.881	N/A	0.914	N/A			10,151	N/A
Al-Ayaam Financial Investment	VAYF	400,000	1.000	0.0%	0.0%	0.000	0.000	0	1.000	0.950	400,000	342	N/M	N/A	1.624	N/A			N/M	N/A
Al-Wiaam Financial Investment	VWIF	1,250,000	2.050	0.0%	-29.3%	0.000	0.000	0	3.300	1.980	2,562,500	2,190	117.055	N/A	2.439	N/A			28,833	N/A
Mesopotamia Investment	VMES	1,000,000	1.000	0.0%	5.3%	0.000	0.000	0	1.000	0.990	1,000,000	855	N/M	N/A	1.031	N/A			N/M	N/A
Al-Qum'a for Financial Investment	VQUF	1,000,000	0.850	0.0%	-57.5%	0.860	0.000	1,963	2.000	0.840	850,000	726	N/M	N/A	6.546	N/A			N/M	N/A
Al-Khaima Financial Investment	VKHA	400,000	1.000	0.0%	0.0%	0.000	0.000	0	1.000	0.890	400,000	342	N/M	N/A	13.781	N/A			N/M	N/A
Al-Zawraa for Financial Investment	VZAF	1,000,000	0.960	0.0%	6.7%	0.000	0.000	0	1.100	0.750	960,000	821	92.728	N/A	0.747	N/A			8,735	N/A
AL- Batek for Financial Investment	VBAT	1,000,000	1.000	0.0%	0.0%	0.000	0.000	0	1.000	1.000	1,000,000	855	12.876	N/A	0.965	N/A	0.132	7%	77,666	N/A
<b>Total</b>								<b>2,398</b>			<b>10,582,500</b>	<b>9,045</b>	<b>62.776</b>	<b>N/A</b>	<b>3.159</b>	<b>N/A</b>				

Source: Iraq Stock Exchange

**Performance of Traded Shares**

	Capital	Closing	Wk. Closing	YTD	Intra Week	Wk. Turnover	52 Week	Market Cap	P/E	P/B	DPS	Dividend Yield	Earnings(ID'000)	Note							
Code	(000)	Price	% Change	% Change	High	Low	(ID '000)	High	Low	(ID'000)	(US '000)	T-2	T-1	T-2	T-1	T-2	T-1	T-2	T-1		
<b>Services Sector</b>																					
Kharkh Tour Amusement City	SKTA	99,000	11.000	4.8%	100.0%	11.000	0.000	1,092	17.950	4.500	1,089,000	931	N/M	N/A	5.686	N/A	0.250	3%	N/M	N/A	
Mosul for Funfairs	SMOF	114,750	37.000	0.0%	156.9%	0.000	0.000	0	41.000	12.000	4,245,750	3,629	30.838	N/A	9.267	N/A	0.500	8%	88,934	N/A	Suspended
Mamoura Real estate Investment	SMRI	11,726,000	1.450	2.8%	-51.5%	1.490	1.420	452,000	3.900	1.200	17,002,700	14,532	5,479.353	N/A	2.814	N/A			3,282	N/A	
Al-Ameen Estate Investment	SAEI	6,960,000	1.800	0.0%	-26.5%	0.000	0.000	0	3.000	0.960	12,528,000	10,708	N/A	N/A	N/A	N/A			N/A	N/A	
AL-Nukhba General Contracting	SNUC	1,600,000	1.900	-5.0%	-62.0%	2.050	0.000	5,442	6.000	1.450	3,040,000	2,598	N/A	N/A	N/A	N/A			N/A	N/A	
Iraqi Land Transport	SILT	3,400,000	14.550	-8.2%	22.3%	15.900	0.000	270,546	15.900	0.740	49,470,000	42,282	N/A	N/A	N/A	N/A			N/A	N/A	Suspended
Baghdad Passengers Transport	SBPT	160,000	26.000	2.0%	42.5%	26.000	0.000	156	30.000	15.000	4,160,000	3,556	250.121	N/A	12.917	N/A			15,992	N/A	
Iraqi for General Transportation	SIGT	1,500,000	7.210	0.0%	0.0%	0.000	0.000	0	0.000	0.000	10,815,000	9,244	22.392	N/A	4.153	N/A			482,990	N/A	Suspended
AL-Badia General Trans	SBAG	900,000	14.400	37.1%	74.5%	15.500	11.250	223,728	26.000	7.000	12,960,000	11,077	19.744	N/A	7.651	N/A			533,324	N/A	
Baghdad Motor cars Servicing	SBMC	1,080,000	1.730	0.0%	-19.5%	0.000	0.000	0	4.230	1.250	1,868,400	1,597	N/M	N/A	9.103	N/A			N/M	N/A	Suspended
<b>Total</b>								<b>952,965</b>			<b>117,178,850</b>	<b>100,153</b>	<b>1,160,490</b>	<b>N/A</b>	<b>7.370</b>	<b>N/A</b>					
<b>Industry Sector</b>																					
Nineveh Food Industries	INFI	3,600,000	1.150	8.5%	4.5%	1.210	0.000	3,818	2.000	1.000	4,140,000	3,538	N/M	N/A	1.410	N/A			N/M	N/A	
Al-Mansour Pharmaceuticals Industries	IMAP	2,499,633	2.280	-3.4%	-12.3%	2.400	0.000	7,837	4.030	1.700	5,699,163	4,871	34.655	N/A	3.615	N/A			181,892	N/A	
Modern Sewing	IMOS	1,800,000	0.740	-1.3%	-32.7%	0.770	0.740	33,289	1.600	0.720	1,332,000	1,138	34.200	N/A	1.165	N/A			51,580	N/A	
Iraqi For Tufted Carpets & Floor	IITC	500,000	4.750	4.2%	3.3%	4.750	0.000	1,337	5.500	0.670	2,375,000	2,030	40.880	N/A	1.326	N/A	0.250	25%	48,924	N/A	
Northern Soft Drinks and Mineral Water	INSD	31,875,000	0.550	3.8%	-42.1%	0.590	0.530	190,708	1.140	0.520	17,531,250	14,984	18.155	N/A	0.650	N/A			950,165	N/A	
Eastern Brewery	IEAB	8,845,000	0.770	0.0%	-30.0%	0.000	0.000	0	1.300	0.750	6,810,650	5,821	N/M	N/A	2.319	N/A			N/M	N/A	Suspended
Baghdad for Packing Materials	IBPM	270,000	8.000	-3.0%	-9.1%	8.000	0.000	1,464	8.900	7.000	2,160,000	1,846	N/M	N/A	7.560	N/A			N/M	N/A	
Modern Chemical Industries	IMCI	60,000	55.000	0.0%	-20.3%	0.000	0.000	0	69.000	55.000	3,300,000	2,821	N/A	N/A	N/A	N/A			N/A	N/A	
Baghdad Soft Drinks	IBSD	105,000,000	1.050	0.0%	-16.7%	0.000	0.000	0	1.300	1.050	110,250,000	94,231	N/M	N/A	1.839	N/A			N/M	N/A	Suspended
Iraqi Date Processing and Marketing	IIDP	6,337,000	2.000	0.0%	0.0%	0.000	0.000	0	0.000	2.350	12,674,000	10,832	N/A	N/A	N/A	N/A			N/A	N/A	Suspended
Al -Hilal Industries	IHLI	12,375,000	1.020	6.3%	-41.0%	1.070	0.970	306,471	2.800	0.900	12,622,500	10,788	N/M	N/A	8.289	N/A			N/M	N/A	
The Light Industries	ITLI	16,800,000	1.010	5.2%	-55.9%	1.030	0.960	670,701	2.070	0.890	16,968,000	14,503	N/M	N/A	4.429	N/A			N/M	N/A	
National Chemical & Plastic Industries	INCP	7,593,750	3.300	10.0%	-12.0%	3.450	3.100	148,121	6.450	2.300	25,059,375	21,418	N/M	N/A	2.435	N/A			N/M	N/A	
Electronic Industries	IELI	12,000,000	3.160	0.0%	0.0%	0.000	0.000	0	0.000	0.000	37,920,000	32,410	13.758	N/A	3.029	N/A			2,756,267	N/A	Suspended
AL- Kindi for Production of Veterinary	IKLV	2,400,000	2.010	4.1%	-6.5%	2.150	1.950	98,746	3.710	1.740	4,824,000	4,123	71.858	N/A	3.533	N/A			70,139	N/A	
Fallujah Construction Materials	IFCM	540,000	3.480	0.0%	-29.3%	0.000	0.000	0	10.000	2.900	1,879,200	1,606	N/A	N/A	N/A	N/A			N/A	N/A	Suspended
Iraqi Engineering Works	IIEW	500,000	2.850	11.8%	18.3%	2.850	0.000	49,396	3.200	2.300	1,425,000	1,218	10.706	N/A	1.118	N/A			118,154	N/A	
Al -khazer for Construction Materials	IKHC	1,100,000	2.070	0.0%	-31.0%	0.000	0.000	0	3.650	2.070	2,277,000	1,946	N/M	N/A	2.176	N/A			N/M	N/A	
Kirkuk for Producing	IKFP	124,000	3.500	0.0%	0.0%	0.000	0.000	0	0.000	27.000	434,000	371	N/M	N/A	3.370	N/A			N/M	N/A	Out of Trade
Modern Paint Industries	IMPI	9,213,750	2.500	16.3%	-15.5%	2.580	2.200	198,166	3.000	1.500	23,034,375	19,688	224.117	N/A	1.522	N/A			78,934	N/A	
National Metallic Industries and Bicycles	IMIB	5,000,000	1.900	-7.3%	-37.7%	2.090	0.000	16,127	3.600	1.700	9,500,000	8,120	20.255	N/A	1.454	N/A			506,043	N/A	Suspended
Ready Made Clothes	IRMC	720,000	2.410	0.0%	-49.3%	0.000	0.000	0	4.250	0.770	1,735,200	1,483	3.179	N/A	2.792	N/A			611,556	N/A	Suspended
Iraqi for Carton Manufacturies	IICM	3,795,000	1.340	6.3%	-48.5%	1.400	1.280	252,358	3.200	1.220	5,085,300	4,346	N/M	N/A	7.500	N/A			N/M	N/A	
Modern Construction Materials Industry	IMCM	2,235,894	1.200	0.0%	71.4%	0.000	0.000	0	1.470	0.800	2,683,073	2,293	N/M	N/A	1.168	N/A			N/M	N/A	Suspended
Nationality Household Furniture Industry	IHFI	1,260,000	1.500	1.4%	-16.7%	1.510	0.000	20,213	1.800	1.350	1,890,000	1,615	N/M	N/A	1.899	N/A			N/M	N/A	
<b>Total</b>								<b>1,998,753</b>			<b>313,609,086</b>	<b>268,042</b>	<b>47.176</b>	<b>N/A</b>	<b>4.031</b>	<b>N/A</b>					

Source: Iraq Stock Exchange

**Performance of Traded Shares**

	Code	Capital	Closing	Wk. Closing	YTD	Intra Week		Wk. Turnover	52 Week		Market Cap		P/E		P/B		DPS		Dividend Yield		Earnings(ID'000)		Note
		('000)	Price	% Change	% Change	High	Low	(ID '000)	High	Low	(ID'000)	(US '000)	T-2	T-1	T-2	T-1	T-2	T-1	T-2	T-1	T-2	T-1	
<b>Hotel &amp; Tourism Sector</b>																							
Palestine Hotel	HPAL	4,470,000	19.050	1.9%	10.4%	19.600	18.700	536,960	21.250	14.000	85,153,500	72,781	N/M	N/A	23.147	N/A					N/M	N/A	
Ishiar Hotels	HISH	1,500,000	32.000	17.6%	4.9%	32.910	0.000	1,728,991	35.000	22.000	48,000,000	41,026	N/M	N/A	4.688	N/A					N/M	N/A	
Babylon Hotel	HBAY	1,350,000	39.000	2.5%	8.3%	39.000	38.000	295,400	46.580	31.000	52,650,000	45,000	N/M	N/A	34.603	N/A					N/M	N/A	
Baghdad Hotel	HBAG	1,922,000	19.450	4.9%	-15.4%	19.500	18.750	84,966	39.000	16.800	37,382,900	31,951	203.778	N/A	15.155	N/A					198,068	N/A	
National for Tourist Investments	HNTI	2,755,000	18.100	0.6%	-9.5%	18.350	0.000	14,256	26.850	17.500	49,865,500	42,620	N/M	N/A	22.319	N/A					N/M	N/A	
Ashour Hotel	HASH	376,369	12.250	2.1%	-31.9%	12.250	0.000	18,634	19.000	9.000	4,610,520	3,941	N/M	N/A	43.025	N/A					N/M	N/A	
Tourist Village of Mosul dam	HTVM	40,000	30.000	0.0%	-33.3%	31.750	30.000	20,193	64.700	6.000	1,200,000	1,026	18.238	N/A	18.696	N/A	1.500		150%		75,665	N/A	
Karbala Hotels	HKAR	1,620,000	5.100	-1.0%	-33.8%	5.200	5.100	9,567	8.450	4.750	8,262,000	7,062	N/M	N/A	10.993	N/A					N/M	N/A	
AL-Mansour Hotel	HMAN	2,016,000	40.500	0.0%	23.7%	0.000	0.000	0	45.200	30.500	81,648,000	69,785	N/M	N/A	31.240	N/A					N/M	N/A	Suspended
Al-Sadeer Hotel	HSAD	708,000	45.000	3.4%	-9.5%	45.000	0.000	77,318	51.000	38.320	31,860,000	27,231	N/M	N/A	48.525	N/A					N/M	N/A	
<b>Total</b>								<b>2,786,285</b>			<b>400,632,420</b>	<b>342,421</b>	<b>111.008</b>	<b>N/A</b>	<b>25.239</b>	<b>N/A</b>							
<b>Agriculture Sector</b>																							
AL-Therar for Agricultural Production	ATHP	2,400,000	0.400	0.0%	0.0%	0.000	0.000	0	0.000	0.000	960,000	821	N/A	N/A	N/A	N/A					N/A	N/A	Out of Trade
The Modern for Animal Agricultural Productio	AMAP	540,000	1.060	0.0%	-15.2%	1.090	0.000	1,116	1.500	0.980	572,400	489	22.037	N/A	0.198	N/A	0.120		12%		26,955	N/A	
Al-Ahlyia for Agricultural	AAHP	575,000	0.900	2.3%	-21.1%	0.920	0.000	5,006	1.150	0.780	517,500	442	N/M	N/A	0.867	N/A					N/M	N/A	
Middle East for Production - Fish	AMEF	300,000	8.150	-0.2%	48.2%	8.150	0.000	1,226	9.400	4.000	2,445,000	2,090	37.443	N/A	6.440	N/A					75,315	N/A	
Iraqi for Seed Production	AISP	2,000,000	2.000	-1.0%	14.3%	2.070	0.000	6,211	2.390	1.350	4,000,000	3,419	N/M	N/A	3.380	N/A					N/M	N/A	
Iraqi For Meat production and marketing	AIPM	3,000,000	7.000	0.0%	-9.7%	0.000	0.000	0	9.900	5.250	21,000,000	17,949	N/M	N/A	4.368	N/A					N/M	N/A	Suspended
Iraqi Agricultural Products Marketng	AIRP	360,000	3.800	1.3%	20.3%	3.850	0.000	1,993	4.400	3.000	1,368,000	1,169	N/M	N/A	2.391	N/A					N/M	N/A	
<b>Total</b>								<b>15,552</b>			<b>30,862,900</b>	<b>26,379</b>	<b>29.740</b>	<b>N/A</b>	<b>2.941</b>	<b>N/A</b>							
<b>Grand Total</b>								<b>7,141,958</b>			<b>3,063,656,276</b>	<b>2,618,510</b>	<b>1,536.682</b>	<b>N/A</b>	<b>47.323</b>	<b>N/A</b>							

Source: Iraq Stock Exchange

Note: "Suspended" companies are not trading due to General Assembly Meeting or ISX / ISC Instructions.  
 "Out of Trade" companies are not trading, because they haven't completed the procedures to start electronic trading yet.