

For any inquiries, contact:

Research
Aysegul Ozge Ozgur
aozgur@rabeesecurities.com

Trading
trading@rabeesecurities.com

Address: 903/14/19

Karada
Baghdad-Iraq

Tel: +964 1 7180 696

info@rabeesecurities.com

RS Bloomberg page: <RSIQ>

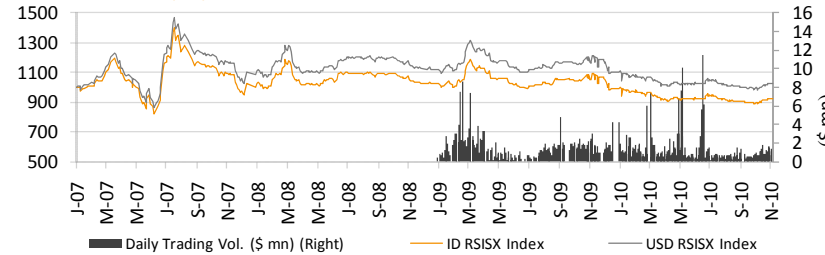
DISCLAIMER

This publication may not be reproduced, modified, or re-disseminated in whole or in part without the prior written permission of Rabee Securities. The information provided herein is of a general nature and for informational purposes only and is not intended to serve as an offer or solicitation with respect to the purchase or sale of any security, or as a recommendation to adopt any particular trading strategy. Such information is subject to change without prior notice. Although Rabee Securities obtains information from sources it considers reliable, Rabee Securities makes no representations or warranties, express or implied, as to the information's accuracy or completeness. Furthermore, such information may be incomplete or condensed. Rabee Securities, its affiliates, directors, employees, assigns, agents, and successors bear no liability for any errors or omissions in this publication or for any losses arising from the use of or reliance upon this information. This limitation on liability applies to direct, indirect, consequential, special, punitive, or other damages, as well as damages for loss of profits or business interruption. Investors shall bear all responsibility for investment decisions taken on the basis of the contents of this report. Rabee Securities strongly advises potential investors to seek financial guidance when determining whether an investment is appropriate to their needs. All estimates included in this report constitute Rabee Securities' opinion as of the date published on the report and are subject to change without notice.

Weekly Value Traded

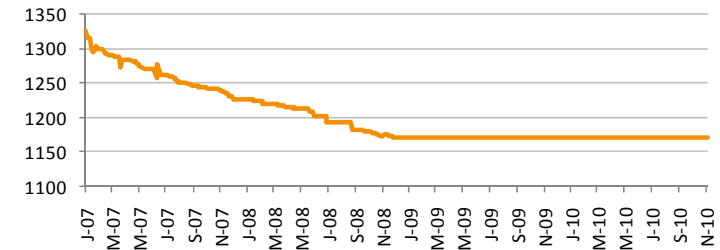
ID6,055,898,000

Rabee Securities (RS) Index - RSISX Index

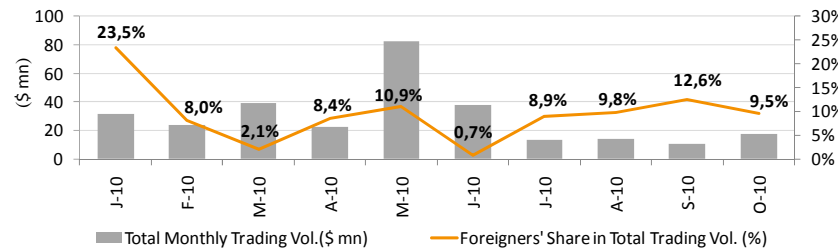


Iraqi Dinar Value

1USD=1170



Total Monthly Trading Vol. (\$ mn) & Share of Foreign Transaction in Total T. Vol. (%)



Best Performers - Weekly

Code	Price (ID)	Price Chn/w
AMEF	15.160	53.1%
IMIB	2.380	25.3%
HASH	13.450	12.1%
NHAM	1.600	9.6%
BMNS	1.390	7.8%

Worst Performers - Weekly

Code	Price (ID)	Price Chn/w
IITC	4.990	-11.4%
HSAD	45.000	-10.0%
VAMF	0.900	-10.0%
BSUC	0.830	-7.8%
IKHC	2.570	-5.5%

RSISX Index Vs. Neighbour Market S.E.

Market	Index Close	Weekly Chg.	YTD Chg.
IRAQ (RSISX)	926	0.2%	-6.7%
EGYPT	6,763	0.0%	8.9%
KUWAIT	6,950	-2.5%	-0.8%
SAUDI	6,444	1.6%	5.3%
MUSCAT	6,621	1.6%	4.0%
QATAR	8,074	2.2%	16.0%
DUBAI	1,692	-2.7%	-6.2%
ABUDHABI	2,758	0.3%	0.5%
BAHRAIN	1,450	-1.0%	0.1%
TURKEY	69,553	-1.7%	31.7%
IRAN	18,038	0.3%	61.0%

Top 5 Traded Volume - Weekly

Code	Price (ID)	Trading Vol. (ID mn)/w	Trading Vol. (US\$m)/w
BSUC	0.830	786	0.7
IHLI	1.130	563	0.5
INSD	0.710	494	0.4
BMFI	0.960	473	0.4
ITLI	1.160	356	0.3

By the end of the week, 38 companies were able to trade in this session, and 25 companies were unable to do so mainly due to their General Assembly Meeting or ISX / ISC Instructions.

The dinar remained stable for the week, trading at 1170 to the dollar. Volumes for the week reached ID6.1 bln (\$5.2 mn), and the numbers of shares traded reached 4.6 bln, with the banking sector experiencing the highest volume and turnover.

Foreigners executed total 290 transactions this week. They executed 276 buying transactions amounted at ID1.2bln (\$992ths) and 14 selling transactions amounted at ID129mn (\$110ths). Thus, net purchases of foreigners reached ID1.0bln (\$882ths), while their share in total trading volume was 10.6%.

News from Iraq

Politics

- Leading member of the National Alliance Hassan al-Sunaid informed the leaders of political blocs that Prime Minister Nouri al-Maliki and Kurdistan Region President Massoud Barazani withdrew their signatures on the document of political agreement concluded with al-Iraqiya bloc, a key member in al-Ahrar (Liberals) bloc said on Saturday. Maliki and Barazani withdrew their signatures because al-Iraqiya members did not participate in the session to elect President a president, speaker and prime minister, Nassar al-Rubei told Aswat al-Iraq news agency.
- The UN Secretary-General's Special Representative in Iraq, Ad Melkert highlighted in a statement on Saturday "important achievements by the Iraqi political powers in forming the new government," congratulating Iraqi President Jalal Talabani on the occasion of his re-election.
- Iraqi Kurdistan Region President, Massoud Barazani announced on Friday that the forthcoming phase of the process to form a new Iraqi government would start after the end of Eid al-Adha Feast through the agreement of the political parties to share power on top positions.

Economics

- The oil ministry will sign Sunday contracts for the development of Akkaz and Mansouriya gas fields with the companies that won relevant tenders, a ministry's official spokesman said Saturday.
- Iraqi Trade Minister Safa al-Din al-Safi discussed in Damascus with Syrian Minister of Industry Fouad Issa al-Jouni forming industrial partnerships, in addition to solving pending debts problem between the two countries, according to Syrian news agency (SANA). Syria and Iraq had signed on Sunday five memos of understanding for cooperation in World Trade Organization (WTO) agreements, protecting industrial and trade property, increasing exports, youth and sport.
- The managing director of Iran's Arvand Free Zone, Ali-Asghar Parhizgar, has said Iraqi banks have filed requests to set up branches in the zone.
- Iraq's National Investment Commission said on Sunday it had signed a memorandum of understanding with a South Korean group to build 500,000 housing units all over Iraq.
- The Missan Investment Commission on Sunday discussed with a Turkish firm the possibility of building a tourist hotel in al-Amara city at a proposed cost of \$60mn (roughly ID70.8bln), according to the commission chairman.
- Marsh Inc. has entered into an agreement with Anglo Arab Insurance Brokers to cooperate on risk management, insurance coverage and claims handling for companies in the energy, power and aviation sectors with operations in Iraq.

Performance of Traded Shares

	Code	Capital	Closing	Wk. Closing	YTD	Intra Week		Wk. Turnover		52 Week		Market Cap		P/E		P/B		DPS		Dividend Yield		Earnings(ID'000)		Note	
		(000)	Price	% Change	% Change	High	Low	(ID '000)	High	Low	(ID'000)	(US '000)	T-2	T-1	T-2	T-1	T-2	T-1	T-2	T-1	T-2	T-1			
Banking Sector																									
Commercial Bank of Iraq	BCOI	60,000,000	1.440	-1.4%	-7.1%	1.460	0.000	231,309	1.650	1.300	86,400,000	73,846	69.045	N/A	1.286	N/A							1,216,606	N/A	
Bank of Baghdad	BBOB	100,000,000	1.530	2.0%	-20.3%	1.530	1.500	190,943	2.140	1.180	153,000,000	130,769	10.715	N/A	2.223	N/A							15,786,861	N/A	
Iraqi Islamic Bank	BIIB	51,192,000	0.840	1.2%	-20.0%	0.850	0.000	79,673	1.000	0.750	43,001,280	36,753	N/M	N/A	0.835	N/A							N/M	N/A	
Iraqi Middle East Investment Bank	BIME	66,000,000	1.100	0.0%	-42.7%	0.000	0.000	0	2.300	0.800	72,600,000	62,051	8.230	N/A	1.886	N/A							11,561,101	N/A	Suspended
Investment Bank of Iraq	BIBI	50,400,000	1.240	0.0%	0.8%	0.000	0.000	0	1.330	0.830	62,496,000	53,415	8.113	N/A	1.605	N/A							7,703,453	N/A	Suspended
National Bank of Iraq	BNOI	50,000,000	0.840	-1.2%	-3.4%	0.840	0.000	3,295	0.940	0.780	42,000,000	35,897	53.163	N/A	1.521	N/A							799,421	N/A	
Credit Bank of Iraq	BROI	85,000,000	1.980	0.0%	-15.7%	0.000	0.000	0	3.000	1.200	168,300,000	143,846	10.921	N/A	2.150	N/A	0.400		40%			15,333,101	N/A	Suspended	
Dar Essalaam Investment Bank	BDSI	67,000,000	6.000	0.0%	-13.0%	0.000	0.000	0	7.100	1.380	402,000,000	343,590	324.960	N/A	9.198	N/A						1,206,150	N/A	Suspended	
Sumer Commerical Bank	BSUC	70,000,000	0.830	-7.8%	-16.2%	0.900	0.830	785,909	0.990	0.830	58,100,000	49,658	40.959	N/A	1.665	N/A							1,098,665	N/A	
Babylon Bank	BBAY	50,000,000	0.970	4.3%	-25.4%	0.980	0.930	224,628	1.300	0.850	48,500,000	41,453	13.647	N/A	1.472	N/A						3,810,483	N/A		
Economy Bank for Investment	BEFI	76,000,000	1.300	0.0%	-29.7%	0.000	0.000	0	2.300	1.300	98,800,000	84,444	23.412	N/A	3.989	N/A						4,813,687	N/A	Suspended	
Gulf Commercial Bank	BGUC	50,000,000	1.000	0.0%	-16.7%	0.000	0.000	0	1.270	0.980	50,000,000	42,735	12.572	N/A	1.794	N/A						4,056,561	N/A	Suspended	
Warka Bank for Investment	BWAI	75,000,000	1.260	0.0%	-9.4%	0.000	0.000	0	1.790	1.210	94,500,000	80,769	842.571	N/A	1.254	N/A						112,157	N/A	Suspended	
Mosul Bank	BMFI	50,000,000	0.960	4.3%	-13.5%	0.960	0.920	472,743	1.180	0.830	48,000,000	41,026	17.013	N/A	1.710	N/A						3,085,833	N/A		
Union Bank of Iraq	BUOI	50,000,000	0.990	0.0%	10.0%	0.000	0.000	0	1.150	0.790	49,500,000	42,308	51.757	N/A	3.136	N/A	0.130					1,062,662	N/A	Suspended	
North Bank	BNOR	100,000,000	2.000	0.0%	0.0%	0.000	0.000	0	2.500	0.830	200,000,000	170,940	16.045	N/A	1.627	N/A						11,841,529	N/A	Suspended	
Kurdistan International Bank	BKUI	50,000,000	1.950	0.0%	5.4%	0.000	0.000	0	1.950	1.500	97,500,000	83,333	79.765	N/A	1.728	N/A						1,203,533	N/A	Suspended	
Ashur Bank	BASH	66,700,000	0.940	0.0%	-24.8%	0.970	0.920	113,412	1.250	0.820	62,698,000	53,588	15.710	N/A	2.171	N/A						4,318,848	N/A		
Mansour Bank	BMNS	75,000,000	1.390	7.8%	6.9%	1.390	1.310	154,150	1.900	1.170	104,250,000	89,103	13.260	N/A	1.523	N/A						7,522,560	N/A		
United Bank for Investment	BUND	150,000,000	1.600	0.0%	-3.6%	1.640	1.580	283,811	2.000	1.500	240,000,000	205,128	442.572	N/A	19.789	N/A						415,752	N/A		
Dijla and Furat Bank	BDFD	50,000,000	0.810	-2.4%	-19.0%	0.820	0.800	39,964	1.100	0.720	40,500,000	34,615	108.128	N/A	3.025	N/A									
Total								2,579,838			2,222,145,280	1,899,269	108.128	N/A	N/A										
Insurance Sector																									
Al-Ameen Insurance	NAME	1,000,000	1.250	4.2%	13.6%	1.250	0.000	3,551	1.320	1.050	1,250,000	1,068	7.435	N/A	0.918	N/A						150,639	N/A		
Dar Essalaam Insurance	NDSA	2,200,000	4.000	-1.2%	60.0%	4.350	0.000	26,330	4.700	1.000	8,800,000	7,521	34.643	N/A	2.701	N/A						158,761	N/A		
Ahliya Insurance	NAHF	1,508,000	1.160	-4.1%	16.0%	1.210	0.000	17,778	1.280	1.050	1,749,280	1,495	14.600	N/A	0.911	N/A						95,272	N/A		
Al-Hamraa Insurance	NHAM	1,500,000	1.600	9.6%	60.0%	1.600	0.000	8,867	1.600	0.920	2,400,000	2,051	12.777	N/A	1.704	N/A						98,618	N/A		
Gulf Insurance and Reinsurance	NGIR	1,000,000	1.800	0.0%	38.5%	0.000	0.000	0	2.000	1.100	1,800,000	1,538	N/A	N/A	N/A	N/A						N/A	N/A		
Total								56,526			15,999,280	13,675	17.364	N/A	1.558	N/A									
Investment Sector																									
Al-Kheir Financial Investment	VKHF	7,000,000	0.380	-5.0%	-62.0%	0.380	0.000	190	0.990	0.370	2,660,000	2,274	17.343	N/A	0.385	N/A						161,450	N/A		
Al-Ameen Financial Investment	VAMF	750,000	0.900	-10.0%	-5.3%	0.900	0.000	144	1.000	0.900	675,000	577	73.881	N/A	0.914	N/A						10,151	N/A		
Al-Ayaam Financial Investment	VAYF	400,000	1.000	0.0%	0.0%	0.000	0.000	0	1.000	0.950	400,000	342	N/M	N/A	1.624	N/A						N/M	N/A		
AL-Wiaam Financial Investment	VWIF	1,250,000	2.050	0.0%	-29.3%	0.000	0.000	0	3.000	1.980	2,562,500	2,190	117.055	N/A	2.439	N/A						28,833	N/A		
Mesopotamia Investment	VMES	1,000,000	1.000	0.0%	5.3%	0.000	0.000	0	1.000	0.990	1,000,000	855	N/M	N/A	1.031	N/A						N/M	N/A		
Al-Qum'a for Financial Investment	VQUF	1,000,000	0.800	0.0%	-60.0%	0.800	0.000	444	2.000	0.800	800,000	684	N/M	N/A	6.546	N/A						N/M	N/A		
Al-Khaima Financial Investment	VKHA	400,000	1.000	0.0%	0.0%	0.000	0.000	0	1.000	0.890	400,000	342	N/M	N/A	13.781	N/A						N/M	N/A		
Al-Zawraa for Financial Investment	VZAF	1,000,000	1.000	0.0%	11.1%	0.000	0.000	0	1.100	0.750	1,000,000	855	92.728	N/A	0.747	N/A						8,735	N/A		
AL- Batek for Financial Investment	VBAT	1,000,000	1.000	0.0%	0.0%	0.000	0.000	0	1.000	1.000	1,000,000	855	12.876	N/A	0.965	N/A	0.132		7%			77,666	N/A		
Total								778			10,497,500	8,972	62.776	N/A	3.159	N/A									

Source: Iraq Stock Exchange

Performance of Traded Shares

	Capital	Closing	Wk. Closing	YTD	Intra Week	Wk. Turnover	52 Week	Market Cap	P/E	P/B	DPS	Dividend Yield	Earnings(ID'000)	Note								
Code	(000)	Price	% Change	% Change	High	Low	(ID '000)	High	Low	(ID'000)	(US '000)	T-2	T-1	T-2	T-1	T-2	T-1	T-2	T-1	T-2	T-1	
Services Sector																						
Kharkh Tour Amusement City	SKTA	99,000	13.500	-4.9%	145.5%	13.550	0.000	2,230	17.950	5.000	1,336,500	1,142	N/M	N/A	5.686	N/A	0.250	3%	N/M	N/A		
Mosul for Funfairs	SMOF	114,750	37.000	0.0%	156.9%	0.000	0.000	0	41.000	12.000	4,245,750	3,629	30.838	N/A	9.267	N/A	0.500	8%	88,934	N/A	Suspended	
Mamoura Real estate Investment	SMRI	11,726,000	1.770	1.7%	-40.8%	1.780	1.700	350,143	3.000	1.200	20,755,020	17,739	5,479.353	N/A	2.814	N/A			3,282	N/A		
Al-Ameen Estate Investment	SAEI	6,960,000	2.300	-2.1%	-6.1%	2.310	0.000	18,493	3.000	0.960	16,008,000	13,682	N/A	N/A	N/A	N/A			N/A	N/A		
AL-Nukhba General Contracting	SNUC	1,600,000	2.250	-4.7%	-55.0%	2.300	0.000	61,019	6.000	1.450	3,600,000	3,077	N/A	N/A	N/A	N/A			N/A	N/A		
Iraqi Land Transport	SILT	3,400,000	14.550	0.0%	22.3%	0.000	0.000	0	15.900	0.740	49,470,000	42,282	N/A	N/A	N/A	N/A			N/A	N/A	Suspended	
Baghdad Passengers Transport	SBPT	160,000	26.000	0.0%	42.5%	0.000	0.000	0	30.000	15.000	4,160,000	3,556	250.121	N/A	12.917	N/A			15,992	N/A		
Iraqi for General Transportation	SIGT	1,500,000	7.210	0.0%	0.0%	0.000	0.000	0	0.000	0.000	10,815,000	9,244	22.392	N/A	4.153	N/A			482,990	N/A	Suspended	
AL-Badia General Trans	SBAG	900,000	14.400	-0.7%	74.5%	14.650	0.000	64,849	26.000	7.000	12,960,000	11,077	19.744	N/A	7.651	N/A			533,324	N/A		
Baghdad Motor cars Servicing	SBMC	1,080,000	1.730	0.0%	-19.5%	0.000	0.000	0	4.230	1.250	1,868,400	1,597	N/M	N/A	9.103	N/A			N/M	N/A	Suspended	
Total								496,735			125,218,670	107,025	1,160.490	N/A	7.370	N/A						
Industry Sector																						
Nineveh Food Industries	INFI	3,600,000	1.120	-3.4%	1.8%	1.150	0.000	1,752	1.400	1.000	4,032,000	3,446	N/M	N/A	1.410	N/A			N/M	N/A		
Al-Mansour Pharmaceuticals Industries	IMAP	2,499,633	2.650	0.0%	1.9%	2.650	0.000	33,945	3.200	2.000	6,624,027	5,662	34.655	N/A	3.615	N/A			181,892	N/A		
Modern Sewing	IMOS	1,800,000	0.740	0.0%	-32.7%	0.000	0.000	0	1.450	0.720	1,332,000	1,138	34.200	N/A	1.165	N/A			51,580	N/A	Suspended	
Iraqi For Tufted Carpets & Floor	IITC	500,000	4.990	-11.4%	8.5%	5.450	4.870	61,956	5.850	0.670	2,495,000	2,132	40.880	N/A	1.326	N/A	0.250	25%	48,924	N/A		
Northern Soft Drinks and Mineral Water	INSD	31,875,000	0.710	1.4%	-25.3%	0.730	0.670	493,604	1.140	0.520	22,631,250	19,343	18.155	N/A	0.650	N/A			950,165	N/A		
Eastern Brewery	IEAB	8,845,000	0.770	0.0%	-30.0%	0.000	0.000	0	1.300	0.750	6,810,650	5,821	N/M	N/A	2.319	N/A			N/M	N/A	Suspended	
Baghdad for Packing Materials	IBPM	270,000	8.250	0.0%	-6.3%	0.000	0.000	0	8.900	7.000	2,227,500	1,904	N/M	N/A	7.560	N/A			N/M	N/A		
Modern Chemical Industries	IMCI	60,000	55.000	0.0%	-20.3%	0.000	0.000	0	69.000	55.000	3,300,000	2,821	N/A	N/A	N/A	N/A			N/A	N/A		
Baghdad Soft Drinks	IBSD	105,000,000	1.050	0.0%	-16.7%	0.000	0.000	0	1.220	1.050	110,250,000	94,231	N/M	N/A	1.839	N/A			N/M	N/A	Suspended	
Iraqi Date Processing and Marketing	IIDP	6,337,000	2.000	0.0%	0.0%	0.000	0.000	0	0.000	2.350	12,674,000	10,832	N/A	N/A	N/A	N/A			N/A	N/A	Suspended	
Al -Hilal Industries	IHLI	12,375,000	1.130	-4.2%	-34.7%	1.190	1.100	563,130	2.080	0.900	13,983,750	11,952	N/M	N/A	8.289	N/A			N/M	N/A		
The Light Industries	ITLI	16,800,000	1.160	-0.9%	-49.3%	1.190	1.130	355,527	2.070	0.890	19,488,000	16,656	N/M	N/A	4.429	N/A			N/M	N/A		
National Chemical & Plastic Industries	INCP	7,593,750	3.490	-0.3%	-6.9%	3.550	0.000	31,606	6.450	2.300	26,502,188	22,651	N/M	N/A	2.435	N/A			N/M	N/A		
Electronic Industries	IELI	12,000,000	3.160	0.0%	0.0%	0.000	0.000	0	0.000	0.000	37,920,000	32,410	13.758	N/A	3.029	N/A			2,756,267	N/A	Suspended	
AL- Kindi for Production of Veterinary	IKLV	2,400,000	2.380	5.8%	10.7%	2.450	2.170	140,462	3.710	1.740	5,712,000	4,882	71.858	N/A	3.533	N/A			70,139	N/A		
Fallujah Construction Materials	IFCM	540,000	3.480	0.0%	-29.3%	0.000	0.000	0	7.750	3.000	1,879,200	1,606	N/A	N/A	N/A	N/A			N/A	N/A	Suspended	
Iraqi Engineering Works	IIEW	500,000	3.250	1.9%	34.9%	3.250	0.000	3,800	3.250	2.300	1,625,000	1,389	10.706	N/A	1.118	N/A			118,154	N/A		
Al -khazer for Construction Materials	IKHC	1,100,000	2.570	-5.5%	-14.3%	2.650	0.000	4,883	3.650	1.950	2,827,000	2,416	N/M	N/A	2.176	N/A			N/M	N/A		
Kirkuk for Producing	IKFP	124,000	3.500	0.0%	0.0%	0.000	0.000	0	0.000	27.000	434,000	371	N/M	N/A	3.370	N/A			N/M	N/A	Out of Trade	
Modern Paint Industries	IMPI	9,213,750	2.800	0.0%	-5.4%	2.920	2.640	182,822	3.190	1.500	25,798,500	22,050	224.117	N/A	1.522	N/A			78,934	N/A		
National Metallic Industries and Bicycles	IMIB	5,000,000	2.380	25.3%	-22.0%	2.400	2.090	73,213	3.250	1.700	11,900,000	10,171	20.255	N/A	1.454	N/A			506,043	N/A		
Ready Made Clothes	IRMC	720,000	2.410	0.0%	-49.3%	0.000	0.000	0	4.250	0.770	1,735,200	1,483	3.179	N/A	2.792	N/A			611,556	N/A	Suspended	
Iraqi for Carton Manufacturies	IICM	3,795,000	1.570	2.6%	-39.6%	1.590	1.500	108,648	2.350	1.220	5,958,150	5,092	N/M	N/A	7.500	N/A			N/M	N/A		
Modern Construction Materials Industry	IMCM	2,235,894	1.200	0.0%	71.4%	0.000	0.000	0	1.470	0.800	2,683,073	2,293	N/M	N/A	1.168	N/A			N/M	N/A	Suspended	
Nationality Household Furniture Industry	IHFI	1,260,000	1.560	-1.9%	-13.3%	1.610	1.550	33,076	1.800	1.350	1,965,600	1,680	N/M	N/A	1.899	N/A			N/M	N/A		
Total								2,088,424			332,788,088	284,434	47.176	N/A	4.031	N/A						

Source: Iraq Stock Exchange

Performance of Traded Shares

	Capital	Closing	Wk. Closing	YTD	Intra Week	Wk. Turnover	52 Week	Market Cap	P/E	P/B	DPS	Dividend Yield	Earnings(ID'000)	Note						
Code	('000)	Price	% Change	% Change	High	Low	(ID '000)	High	Low	(ID'000)	(US '000)	T-2	T-1	T-2	T-1	T-2	T-1	T-2	T-1	
Hotel & Tourism Sector																				
Palestine Hotel	HPAL	4,470,000	19.200	-1.5%	11.3%	19.500	0.000	232,694	21.250	14.000	85,824,000	73,354	N/M	N/A	23.147	N/A			N/M	N/A
Ishiar Hotels	HISH	1,500,000	33.750	2.0%	10.7%	33.750	32.950	223,634	35.100	22.000	50,625,000	43,269	N/M	N/A	4.688	N/A			N/M	N/A
Babylon Hotel	HBAY	1,350,000	40.000	0.0%	11.1%	40.000	0.000	22,600	46.580	31.000	54,000,000	46,154	N/M	N/A	34.603	N/A			N/M	N/A
Baghdad Hotel	HBAG	1,922,000	19.100	-2.1%	-17.0%	19.100	18.750	72,810	39.000	16.800	36,710,200	31,376	203.778	N/A	15.155	N/A			198,068	N/A
National for Tourist Investments	HNTI	2,755,000	21.250	-3.4%	6.3%	21.850	0.000	36,401	26.850	17.500	58,543,750	50,037	N/M	N/A	22.319	N/A			N/M	N/A
Ashour Hotel	HASH	376,369	13.450	12.1%	-25.3%	13.450	12.000	184,931	19.000	9.000	5,062,163	4,327	N/M	N/A	43.025	N/A			N/M	N/A
Tourist Village of Mosul dam	HTVM	40,000	31.000	-4.6%	-31.1%	31.000	0.000	3,875	64.700	6.000	1,240,000	1,060	18.238	N/A	18.696	N/A	1.500	150%	75,665	N/A
Karbala Hotels	HKAR	1,620,000	5.100	-3.8%	-33.8%	5.200	5.100	21,938	8.450	4.750	8,262,000	7,062	N/M	N/A	10.993	N/A			N/M	N/A
AL-Mansour Hotel	HMAN	2,016,000	40.500	0.0%	23.7%	0.000	0.000	0	45.200	30.500	81,648,000	69,785	N/M	N/A	31.240	N/A			N/M	N/A
Al-Sadeer Hotel	HSAD	708,000	45.000	-10.0%	-9.5%	45.500	0.000	25,658	51.000	38.320	31,860,000	27,231	N/M	N/A	48.525	N/A			N/M	N/A
Total								824,541			413,775,113	353,654	111.008	N/A	25.239	N/A				
Agriculture Sector																				
AL-Therar for Agricultural Production	ATHP	2,400,000	0.400	0.0%	0.0%	0.000	0.000	0	0.000	0.000	960,000	821	N/A	N/A	N/A	N/A			N/A	N/A
The Modern for Animal Agricultural Productio	AMAP	540,000	1.370	-2.8%	9.6%	1.400	0.000	1,975	1.500	0.980	739,800	632	22.037	N/A	0.198	N/A	0.120	12%	26,955	N/A
Al-Ahlyia for Agricultural	AAHP	575,000	0.930	0.0%	-18.4%	0.000	0.000	0	1.150	0.780	534,750	457	N/M	N/A	0.867	N/A			N/M	N/A
Middle East for Production - Fish	AMEF	300,000	15.160	53.1%	175.6%	15.160	9.900	6,520	15.160	4.000	4,548,000	3,887	37.443	N/A	6.440	N/A			75,315	N/A
Iraqi for Seed Production	AISP	2,000,000	2.250	-4.3%	28.6%	2.250	0.000	563	2.390	1.350	4,500,000	3,846	N/M	N/A	3.380	N/A			N/M	N/A
Iraqi For Meat production and marketing	AIPM	3,000,000	7.000	0.0%	-9.7%	0.000	0.000	0	9.900	5.250	21,000,000	17,949	N/M	N/A	4.368	N/A			N/M	N/A
Iraqi Agricultural Products Marketng	AIRP	360,000	4.400	0.0%	39.2%	0.000	0.000	0	4.400	3.000	1,584,000	1,354	N/M	N/A	2.391	N/A			N/M	N/A
Total								9,057			33,866,550	28,946	29.740	N/A	2.941	N/A				
Grand Total								6,055,898			3,154,290,481	2,695,975	1,536.682	N/A	47.323	N/A				

Source: Iraq Stock Exchange

Note: "Suspended" companies are not trading due to General Assembly Meeting or ISX / ISC Instructions.
 "Out of Trade" companies are not trading, because they haven't completed the procedures to start electronic trading yet.