

For any inquiries, contact:

Research
Aysegul Ozge Ozgur
aozgur@rabeesecurities.com

Trading
trading@rabeesecurities.com

Address: 903/14/19

Karada
Baghdad-Iraq

Tel: +964 1 7180 696

info@rabeesecurities.com

RS Bloomberg page: <RSIQ>

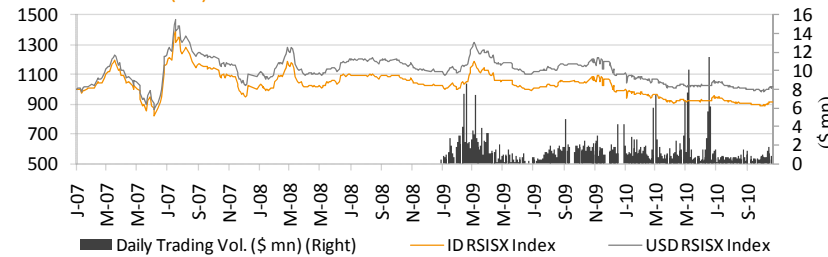
DISCLAIMER

This publication may not be reproduced, modified, or re-disseminated in whole or in part without the prior written permission of Rabee Securities. The information provided herein is of a general nature and for informational purposes only and is not intended to serve as an offer or solicitation with respect to the purchase or sale of any security, or as a recommendation to adopt any particular trading strategy. Such information is subject to change without prior notice. Although Rabee Securities obtains information from sources it considers reliable, Rabee Securities makes no representations or warranties, express or implied, as to the information's accuracy or completeness. Furthermore, such information may be incomplete or condensed. Rabee Securities, its affiliates, directors, employees, assigns, agents, and successors bear no liability for any errors or omissions in this publication or for any losses arising from the use of or reliance upon this information. This limitation on liability applies to direct, indirect, consequential, special, punitive, or other damages, as well as damages for loss of profits or business interruption. Investors shall bear all responsibility for investment decisions taken on the basis of the contents of this report. Rabee Securities strongly advises potential investors to seek financial guidance when determining whether an investment is appropriate to their needs. All estimates included in this report constitute Rabee Securities' opinion as of the date published on the report and are subject to change without notice.

Weekly Value Traded

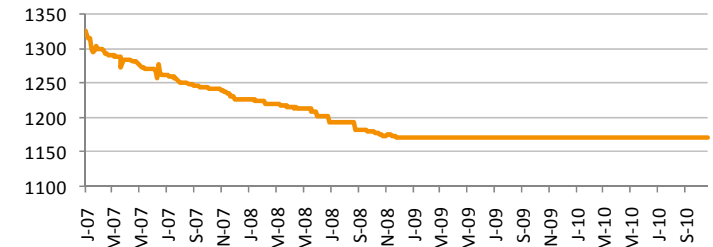
ID4,889,304,000

Rabee Securities (RS) Index - RSISX Index

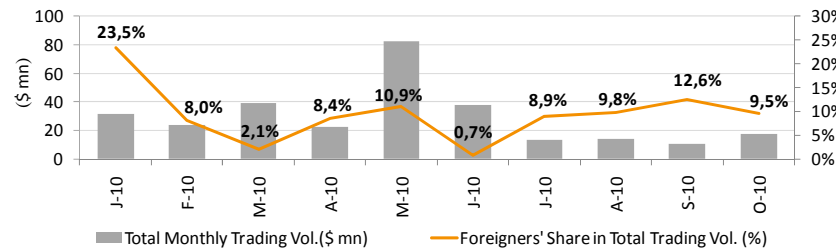


Iraqi Dinar Value

1USD=1170



Total Monthly Trading Vol. (\$ mn) & Share of Foreign Transaction in Total T. Vol. (%)



Best Performers - Weekly

Code	Price (ID)	Price Chn/w
IKHC	2.590	25.1%
HNTI	22.000	21.5%
AMAP	1.270	19.8%
SKTA	13.000	18.2%
AIRP	4.400	15.8%

Worst Performers - Weekly

Code	Price (ID)	Price Chn/w
IBPM	7.500	-6.3%
BUND	1.570	-3.1%
IIEW	2.800	-1.8%
HKAR	5.020	-1.6%
HASH	12.100	-1.2%

RSISX Index Vs. Neighbour Market S.E.

Market	Index Close	Weekly Chg.	YTD Chg.
IRAQ (RSISX)	918	0.5%	-7.6%
EGYPT	6,698	-1.6%	7.9%
KUWAIT	7,068	1.8%	0.9%
SAUDI	6,310	1.3%	3.1%
MUSCAT	6,582	0.6%	3.4%
QATAR	7,805	1.0%	12.2%
DUBAI	1,777	1.9%	-1.5%
ABUDHABI	2,817	0.3%	2.7%
BAHRAIN	1,463	-0.2%	1.0%
TURKEY	68,760	-3.2%	30.2%
IRAN	17,956	-1.5%	60.2%

Top 5 Traded Volume - Weekly

Code	Price (ID)	Trading Vol. (ID mn)/w	Trading Vol. (US\$m)/w
BUND	1.570	1,366	1.2
BBAY	0.920	395	0.3
HPAL	19.300	332	0.3
IHLI	1.040	254	0.2
HISH	32.250	240	0.2

By the end of the week, 39 companies were able to trade in this session, and 27 companies were unable to do so mainly due to their General Assembly Meeting or ISX / ISC Instructions.

The dinar remained stable for the week, trading at 1170 to the dollar. Volumes for the week reached ID4.9 bln (\$4.2 mn), and the numbers of shares

traded reached 3.1 bln, with the banking sector experiencing the highest volume and turnover.

Foreigners executed total 282 transactions this week. They executed 269 buying transactions amounting at ID906mn (\$775ths) and 13 selling transactions amounting at ID81mn (\$69ths). Thus, net purchases of foreigners reached ID826mn (\$706ths), while their share in total trading volume was 9.5%.

News from Iraq

Politics

- U.S. ambassador in Baghdad said Wednesday that his country committed to a long-term partnership with Iraq in all fields.
- General Secretary of the Patriotic Union of Kurdistan (PUK), Jalal Talabani, reviewed with the party's leaders in Kirkuk the latest political developments, a media source said.
- Iraq's President Jalal Talabani and his Deputy, Adel Abdul-Mahdi, have reiterated necessity for the acceleration of forming the new government, according to a Presidency statement on Monday.
- North Iraq Kurdistan Region's Premier, Barham Saleh, has left Erbil heading for Morocco on Monday for an official visit, aimed at strengthening relations between the two sides, according to an official spokesman for the Kurdistan Region.
- Iraqi Interior Minister Jawad Al Boulani announced police forces readiness to take over security command in all Iraq provinces.

Economics

- The Director-General of Iraq's South Oil Company, Di'a Jaafar, announced on Saturday that SOC signed a contract with an Australian consortium to implement two oil projects in southern Iraq. SOC signed contracts with the Australia's Leighton Holdings Limited to implement two projects.
- Iraq has exported 900,000 barrels of oil for Jordan over the past three months, according to an agreement concluded between the two countries.
- Iraq will play an important role to secure the energy sources Japan needs to implement industrial and investment projects, oil minister said on Wednesday. This came during a meeting between Minister Hussein al-Shahrestani and a Japanese diplomat in Baghdad.
- Chairman of the Diwaniya council signed on Monday Memorandums of Understanding with a group of Italian companies to carry out service projects in the province, according to his media advisor.
- Iraq and Sri-Lanka have signed a bilateral economic agreement for cooperation in economic, trade, scientific and cultural fields, Director of Iraqi Trade Ministry's Media said on Sunday.

ISX - Recent Company Announcements

- Ahliya For Insurance (NAHF) will resume trading on Monday, November 1st, 2010 after completing the capital increase processes through 16% bonus issue which will increase paid-up capital from ID1.3bln to ID1.508bln.
- Modern Sewing (IMOS) announced that the GA will be held on October 30th, 2010 to discuss capital reduction from ID1.8 bln (\$1.5 mn) to ID1.0 bln (\$0.9 mn). ISX suspended trading of IMOS shares starting from October 24th, 2010 due to this meeting.

Performance of Traded Shares

	Code	Capital	Closing	Wk. Closing	YTD	Intra Week		Wk. Turnover		52 Week		Market Cap		P/E		P/B		DPS		Dividend Yield		Earnings(ID'000)		Note	
		(000)	Price	% Change	% Change	High	Low	(ID '000)	High	Low	(ID'000)	(US '000)	T-2	T-1	T-2	T-1	T-2	T-1	T-2	T-1	T-2	T-1			
Banking Sector																									
Commercial Bank of Iraq	BCOI	60,000,000	1.470	3.5%	-5.2%	1.500	1.430	76,480	1.650	1.300	88,200,000	75,385	69.045	N/A	1.286	N/A							1,216,606	N/A	
Bank of Baghdad	BBOB	100,000,000	1.460	0.0%	-24.0%	1.490	1.440	204,536	2.140	1.180	146,000,000	124,786	10.715	N/A	2.223	N/A							15,786,861	N/A	
Iraqi Islamic Bank	BIIB	51,192,000	0.810	0.0%	-22.9%	0.820	0.800	27,472	1.000	0.750	41,465,520	35,441	N/M	N/A	0.835	N/A							N/M	N/A	
Iraqi Middle East Investment Bank	BIME	66,000,000	1.100	0.0%	-42.7%	0.800	0.000	800	2.300	0.800	72,600,000	62,051	8.230	N/A	1.886	N/A							11,561,101	N/A	Suspended
Investment Bank of Iraq	BIBI	50,400,000	1.240	0.0%	0.8%	0.000	0.000	0	1.340	0.830	62,496,000	53,415	8.113	N/A	1.605	N/A							7,703,453	N/A	Suspended
National Bank of Iraq	BNOI	50,000,000	0.850	6.2%	-2.3%	0.850	0.000	51,609	0.940	0.780	42,500,000	36,325	53.163	N/A	1.521	N/A							799,421	N/A	
Credit Bank of Iraq	BROI	85,000,000	1.980	0.0%	-15.7%	0.000	0.000	0	3.000	1.200	168,300,000	143,846	10.921	N/A	2.150	N/A	0.400		40%				15,333,101	N/A	Suspended
Dar Essalaam Investment Bank	BDSI	67,000,000	6.000	0.0%	-13.0%	0.000	0.000	0	7.100	1.380	402,000,000	343,590	324.960	N/A	9.198	N/A							1,206,150	N/A	Suspended
Sumer Commerical Bank	BSUC	50,000,000	0.900	0.0%	-9.1%	0.000	0.000	0	1.000	0.850	45,000,000	38,462	40.959	N/A	1.665	N/A							1,098,665	N/A	Suspended
Babylon Bank	BBAY	50,000,000	0.920	1.1%	-29.2%	0.920	0.890	395,191	1.330	0.850	46,000,000	39,316	13.647	N/A	1.472	N/A							3,810,483	N/A	
Economy Bank for Investment	BEFI	76,000,000	1.300	0.0%	-29.7%	0.000	0.000	0	2.320	1.300	98,800,000	84,444	23.412	N/A	3.989	N/A							4,813,687	N/A	Suspended
Gulf Commercial Bank	BGUC	50,000,000	1.000	0.0%	-16.7%	0.000	0.000	0	1.330	0.980	50,000,000	42,735	12.572	N/A	1.794	N/A							4,056,561	N/A	Suspended
Warka Bank for Investment	BWAI	75,000,000	1.260	0.0%	-9.4%	0.000	0.000	0	1.790	1.210	94,500,000	80,769	842.571	N/A	1.254	N/A							112,157	N/A	Suspended
Mosul Bank	BMFI	50,000,000	0.920	-1.1%	-17.1%	0.930	0.000	197,627	1.220	0.830	46,000,000	39,316	17.013	N/A	1.710	N/A							3,085,833	N/A	
Union Bank of Iraq	BUOI	50,000,000	0.990	0.0%	10.0%	0.000	0.000	0	1.150	0.790	49,500,000	42,308	51.757	N/A	3.136	N/A	0.130						1,062,662	N/A	Suspended
North Bank	BNOR	100,000,000	2.000	0.0%	0.0%	0.000	0.000	0	2.500	0.830	200,000,000	170,940	16.045	N/A	1.627	N/A							11,841,529	N/A	Suspended
Kurdistan International Bank	BKUI	50,000,000	1.950	0.0%	5.4%	0.000	0.000	0	1.950	1.500	97,500,000	83,333	79.765	N/A	1.728	N/A							1,203,533	N/A	Suspended
Ashur Bank	BASH	66,700,000	0.940	5.6%	-24.8%	0.940	0.000	106,517	1.250	0.820	62,698,000	53,588	15.710	N/A	2.171	N/A							4,318,848	N/A	
Mansour Bank	BMNS	75,000,000	1.230	-0.8%	-5.4%	1.240	1.220	82,735	1.900	1.170	92,250,000	78,846	13.260	N/A	1.523	N/A							7,522,560	N/A	
United Bank for Investment	BUND	150,000,000	1.570	-3.1%	-5.4%	1.700	1.500	1,365,517	2.000	1.500	235,500,000	201,282	442.572	N/A	19.789	N/A							415,752	N/A	
Dijla and Furat Bank	BDFD	50,000,000	0.750	0.0%	-25.0%	0.770	0.000	5,575	1.100	0.720	37,500,000	32,051	108.128	N/A	3.025	N/A									
Total								2,514,060			2,178,809,520	1,862,230	108.128	N/A	N/A										
Insurance Sector																									
Al-Ameen Insurance	NAME	1,000,000	1.210	0.0%	10.0%	1.210	0.000	3,114	1.300	1.050	1,210,000	1,034	7.435	N/A	0.918	N/A							150,639	N/A	
Dar Essalaam Insurance	NDSA	2,200,000	3.750	8.7%	50.0%	3.750	3.460	15,131	3.750	1.000	8,250,000	7,051	34.643	N/A	2.701	N/A							158,761	N/A	
Ahliya Insurance	NAHF	1,300,000	1.000	0.0%	0.0%	0.000	0.000	0	1.250	1.050	1,300,000	1,111	14.600	N/A	0.911	N/A							95,272	N/A	Suspended
Al-Hamraa Insurance	NHAM	600,000	1.110	0.0%	11.0%	0.000	0.000	0	1.120	0.920	666,000	569	12.777	N/A	1.704	N/A							98,618	N/A	
Gulf Insurance and Reinsurance	NGIR	1,000,000	1.800	0.0%	38.5%	0.000	0.000	0	2.000	1.100	1,800,000	1,538	N/A	N/A	N/A	N/A							N/A	N/A	
Total								18,244			13,226,000	11,304	17.364	N/A	1.558	N/A									
Investment Sector																									
Al-Kheir Financial Investment	VKHF	7,000,000	0.400	5.3%	-60.0%	0.400	0.000	1,080	0.990	0.370	2,800,000	2,393	17.343	N/A	0.385	N/A							161,450	N/A	
Al-Ameen Financial Investment	VAMF	750,000	1.000	0.0%	5.3%	0.000	0.000	0	1.000	0.900	750,000	641	73.881	N/A	0.914	N/A							10,151	N/A	
Al-Ayaam Financial Investment	VAYF	400,000	1.000	0.0%	0.0%	0.000	0.000	0	1.000	0.950	400,000	342	N/M	N/A	1.624	N/A							N/M	N/A	
AL-Wiaam Financial Investment	VWIF	1,250,000	2.050	0.0%	-29.3%	0.000	0.000	0	3.300	1.980	2,562,500	2,190	117.055	N/A	2.439	N/A							28,833	N/A	
Mesopotamia Investment	VMES	1,000,000	1.000	0.0%	5.3%	0.000	0.000	0	1.000	0.990	1,000,000	855	N/M	N/A	1.031	N/A							N/M	N/A	
Al-Qum'a for Financial Investment	VQUF	1,000,000	0.850	0.0%	-57.5%	0.850	0.000	1,190	2.000	0.840	850,000	726	N/M	N/A	6.546	N/A							N/M	N/A	
Al-Khaima Financial Investment	VKHA	400,000	1.000	0.0%	0.0%	0.000	0.000	0	1.000	0.890	400,000	342	N/M	N/A	13.781	N/A							N/M	N/A	
Al-Zawraa for Financial Investment	VZAF	1,000,000	0.990	3.1%	10.0%	1.000	0.000	1,433	1.100	0.750	990,000	846	92.728	N/A	0.747	N/A							8,735	N/A	
AL- Batek for Financial Investment	VBAT	1,000,000	1.000	0.0%	0.0%	0.000	0.000	0	1.000	1.000	1,000,000	855	12.876	N/A	0.965	N/A	0.132		7%				77,666	N/A	
Total								3,703			10,752,500	9,190	62.776	N/A	3.159	N/A									

Source: Iraq Stock Exchange

Performance of Traded Shares

	Code	Capital	Closing	Wk. Closing	YTD	Intra Week		Wk. Turnover	52 Week		Market Cap		P/E		P/B		DPS		Dividend Yield		Earnings(ID'000)		Note	
		('000)	Price	% Change	% Change	High	Low	(ID '000)	High	Low	(ID'000)	(US '000)	T-2	T-1	T-2	T-1	T-2	T-1	T-2	T-1	T-2	T-1		
Services Sector																								
Kharkh Tour Amusement City	SKTA	99,000	13.000	18.2%	136.4%	13.300	11.000	12,298	17.950	4.500	1,287,000	1,100	N/M	N/A	5.686	N/A	0.250	3%	N/M	N/A				
Mosul for Funfairs	SMOF	114,750	37.000	0.0%	156.9%	0.000	0.000	0	41.000	12.000	4,245,750	3,629	30.838	N/A	9.267	N/A	0.500	8%	88,934	N/A	Suspended			
Mamoura Realestate Investment	SMRI	11,726,000	1.480	2.1%	-50.5%	1.480	1.450	188,247	3.900	1.200	17,354,480	14,833	5,479.353	N/A	2.814	N/A			3,282	N/A				
Al-Ameen Estate Investment	SAEI	6,960,000	1.850	2.8%	-24.5%	1.900	0.000	10,200	3.000	0.960	12,876,000	11,005	N/A	N/A	N/A	N/A			N/A	N/A				
AL-Nukhba General Contracting	SNUC	1,600,000	2.040	7.4%	-59.2%	2.040	0.000	33,993	6.000	1.450	3,264,000	2,790	N/A	N/A	N/A	N/A			N/A	N/A				
Iraqi Land Transport	SILT	3,400,000	14.550	0.0%	22.3%	0.000	0.000	0	15.900	0.740	49,470,000	42,282	N/A	N/A	N/A	N/A			N/A	N/A	Suspended			
Baghdad Passengers Transport	SBPT	160,000	26.000	0.0%	42.5%	26.000	0.000	260	30.000	15.000	4,160,000	3,556	250.121	N/A	12.917	N/A			15,992	N/A				
Iraqi for General Transportation	SIGT	1,500,000	7.210	0.0%	0.0%	0.000	0.000	0	0.000	0.000	10,815,000	9,244	22.392	N/A	4.153	N/A			482,990	N/A	Suspended			
AL-Badia General Trans	SBAG	900,000	14.750	2.4%	78.8%	15.150	14.000	68,750	26.000	7.000	13,275,000	11,346	19.744	N/A	7.651	N/A			533,324	N/A				
Baghdad Motor cars Servicing	SBMC	1,080,000	1.730	0.0%	-19.5%	0.000	0.000	0	4.230	1.250	1,868,400	1,597	N/M	N/A	9.103	N/A			N/M	N/A	Suspended			
Total								313,748			118,615,630	101,381	1,160.490	N/A	7.370	N/A								
Industry Sector																								
Nineveh Food Industries	INFI	3,600,000	1.150	0.0%	4.5%	0.000	0.000	0	2.000	1.000	4,140,000	3,538	N/M	N/A	1.410	N/A			N/M	N/A				
Al-Mansour Pharmaceuticals Industries	IMAP	2,499,633	2.600	14.0%	0.0%	2.600	2.370	27,937	4.030	1.740	6,499,046	5,555	34.655	N/A	3.615	N/A			181,892	N/A				
Modern Sewing	IMOS	1,800,000	0.740	0.0%	-32.7%	0.000	0.000	0	1.600	0.720	1,332,000	1,138	34.200	N/A	1.165	N/A			51,580	N/A	Suspended			
Iraqi For Tufted Carpets & Floor	IITC	500,000	5.000	5.3%	8.7%	5.000	0.000	9,265	5.500	0.670	2,500,000	2,137	40.880	N/A	1.326	N/A	0.250	25%	48,924	N/A				
Northern Soft Drinks and Mineral Water	INSD	31,875,000	0.560	1.8%	-41.1%	0.570	0.540	128,128	1.140	0.520	17,850,000	15,256	18.155	N/A	0.650	N/A			950,165	N/A				
Eastern Brewery	IEAB	8,845,000	0.770	0.0%	-30.0%	0.000	0.000	0	1.300	0.750	6,810,650	5,821	N/M	N/A	2.319	N/A			N/M	N/A	Suspended			
Baghdad for Packing Materials	IBPM	270,000	7.500	-6.3%	-14.8%	7.500	0.000	38	8.900	7.000	2,025,000	1,731	N/M	N/A	7.560	N/A			N/M	N/A				
Modern Chemical Industries	IMCI	60,000	55.000	0.0%	-20.3%	0.000	0.000	0	69.000	55.000	3,300,000	2,821	N/A	N/A	N/A	N/A			N/A	N/A				
Baghdad Soft Drinks	IBSD	105,000,000	1.050	0.0%	-16.7%	0.000	0.000	0	1.220	1.050	110,250,000	94,231	N/M	N/A	1.839	N/A			N/M	N/A	Suspended			
Iraqi Date Processing and Marketing	IIDP	6,337,000	2.000	0.0%	0.0%	0.000	0.000	0	0.000	2.350	12,674,000	10,832	N/A	N/A	N/A	N/A			N/A	N/A	Suspended			
Al -Hilal Industries	IHLI	12,375,000	1.040	2.0%	-39.9%	1.050	1.020	254,096	2.800	0.900	12,870,000	11,000	N/M	N/A	8.289	N/A			N/M	N/A				
The Light Industries	ITLI	16,800,000	1.040	3.0%	-54.6%	1.050	1.010	114,347	2.070	0.890	17,472,000	14,933	N/M	N/A	4.429	N/A			N/M	N/A				
National Chemical & Plastic Industries	INCP	7,593,750	3.460	4.8%	-7.7%	3.560	3.280	73,911	6.450	2.300	26,274,375	22,457	N/M	N/A	2.435	N/A			N/M	N/A				
Electronic Industries	IELI	12,000,000	3.160	0.0%	0.0%	0.000	0.000	0	0.000	0.000	37,920,000	32,410	13.758	N/A	3.029	N/A			2,756,267	N/A	Suspended			
AL- Kindi for Production of Veterinary	IKLV	2,400,000	2.080	3.5%	-3.3%	2.250	2.000	122,034	3.710	1.740	4,992,000	4,267	71.858	N/A	3.533	N/A			70,139	N/A				
Fallujah Construction Materials	IFCM	540,000	3.480	0.0%	-29.3%	0.000	0.000	0	10.000	3.000	1,879,200	1,606	N/A	N/A	N/A	N/A			N/A	N/A	Suspended			
Iraqi Engineering Works	IIEW	500,000	2.800	-1.8%	16.2%	2.810	2.800	105,644	3.200	2.300	1,400,000	1,197	10.706	N/A	1.118	N/A			118,154	N/A				
Al -khazer for Construction Materials	IKHC	1,100,000	2.590	25.1%	-13.7%	2.590	1.950	4,832	3.650	1.950	2,849,000	2,435	N/M	N/A	2.176	N/A			N/M	N/A				
Kirkuk for Producing	IKFP	124,000	3.500	0.0%	0.0%	0.000	0.000	0	0.000	27.000	434,000	371	N/M	N/A	3.370	N/A			N/M	N/A	Out of Trade			
Modern Paint Industries	IMPI	9,213,750	2.800	12.0%	-5.4%	2.800	2.460	109,173	3.000	1.500	25,798,500	22,050	224.117	N/A	1.522	N/A			78,934	N/A				
National Metallic Industries and Bicycles	IMIB	5,000,000	1.900	0.0%	-37.7%	0.000	0.000	0	3.600	1.700	9,500,000	8,120	20.255	N/A	1.454	N/A			506,043	N/A	Suspended			
Ready Made Clothes	IRMC	720,000	2.410	0.0%	-49.3%	0.000	0.000	0	4.250	0.770	1,735,200	1,483	3.179	N/A	2.792	N/A			611,556	N/A	Suspended			
Iraqi for Carton Manufacturies	IICM	3,795,000	1.370	2.2%	-47.3%	1.380	1.330	85,073	3.200	1.220	5,199,150	4,444	N/M	N/A	7.500	N/A			N/M	N/A				
Modern Constrction Materials Industry	IMCM	2,235,894	1.200	0.0%	71.4%	0.000	0.000	0	1.470	0.800	2,683,073	2,293	N/M	N/A	1.168	N/A			N/M	N/A	Suspended			
Nationality Household Furniture Industry	IHFI	1,260,000	1.520	1.3%	-15.6%	1.550	1.510	29,753	1.800	1.350	1,915,200	1,637	N/M	N/A	1.899	N/A			N/M	N/A				
Total								1,064,229			320,302,394	273,763	47.176	N/A	4.031	N/A								

Source: Iraq Stock Exchange

Performance of Traded Shares

	Code	Capital	Closing	Wk. Closing	YTD	Intra Week		Wk. Turnover	52 Week		Market Cap		P/E		P/B		DPS		Dividend Yield		Earnings(ID'000)		Note
		('000)	Price	% Change	% Change	High	Low	(ID '000)	High	Low	(ID'000)	(US '000)	T-2	T-1	T-2	T-1	T-2	T-1	T-2	T-1	T-2	T-1	
Hotel & Tourism Sector																							
Palestine Hotel	HPAL	4,470,000	19.300	1.3%	11.9%	19.300	18.800	331,812	21.250	14.000	86,271,000	73,736	N/M	N/A	23.147	N/A					N/M	N/A	
Ishiar Hotels	HISH	1,500,000	32.250	0.8%	5.7%	32.500	31.550	239,789	35.000	22.000	48,375,000	41,346	N/M	N/A	4.688	N/A					N/M	N/A	
Babylon Hotel	HBAY	1,350,000	39.550	1.4%	9.9%	40.000	39.000	154,997	46.580	31.000	53,392,500	45,635	N/M	N/A	34.603	N/A					N/M	N/A	
Baghdad Hotel	HBAG	1,922,000	19.450	0.0%	-15.4%	19.450	0.000	1,264	39.000	16.800	37,382,900	31,951	203.778	N/A	15.155	N/A					198,068	N/A	
National for Tourist Investments	HNTI	2,755,000	22.000	21.5%	10.0%	22.800	18.100	84,794	26.850	17.500	60,610,000	51,803	N/M	N/A	22.319	N/A					N/M	N/A	
Ashour Hotel	HASH	376,369	12.100	-1.2%	-32.8%	12.250	0.000	3,759	19.000	9.000	4,554,065	3,892	N/M	N/A	43.025	N/A					N/M	N/A	
Tourist Village of Mosul dam	HTVM	40,000	32.000	6.7%	-28.9%	33.000	0.000	14,455	64.700	6.000	1,280,000	1,094	18.238	N/A	18.696	N/A	1.500		150%		75,665	N/A	
Karbala Hotels	HKAR	1,620,000	5.020	-1.6%	-34.8%	5.400	5.000	102,734	8.450	4.750	8,132,400	6,951	N/M	N/A	10.993	N/A					N/M	N/A	
AL-Mansour Hotel	HMAN	2,016,000	40.500	0.0%	23.7%	0.000	0.000	0	45.200	30.500	81,648,000	69,785	N/M	N/A	31.240	N/A					N/M	N/A	Suspended
Al-Sadeer Hotel	HSAD	708,000	46.750	3.9%	-6.0%	46.750	0.000	13,483	51.000	38.320	33,099,000	28,290	N/M	N/A	48.525	N/A					N/M	N/A	
Total								947,088			414,744,865	354,483	111.008	N/A	25.239	N/A							
Agriculture Sector																							
AL-Therar for Agricultural Production	ATHP	2,400,000	0.400	0.0%	0.0%	0.000	0.000	0	0.000	0.000	960,000	821	N/A	N/A	N/A	N/A					N/A	N/A	Out of Trade
The Modern for Animal Agricultural Productio	AMAP	540,000	1.270	19.8%	1.6%	1.270	1.080	14,192	1.500	0.980	685,800	586	22.037	N/A	0.198	N/A	0.120		12%		26,955	N/A	
Al-Ahlyia for Agricultural	AAHP	575,000	0.890	-1.1%	-21.9%	0.890	0.000	445	1.150	0.780	511,750	437	N/M	N/A	0.867	N/A					N/M	N/A	
Middle East for Production - Fish	AMEF	300,000	9.000	10.4%	63.6%	9.000	0.000	997	9.400	4.000	2,700,000	2,308	37.443	N/A	6.440	N/A					75,315	N/A	
Iraqi for Seed Production	AISP	2,000,000	2.130	6.5%	21.7%	2.130	0.000	10,653	2.390	1.350	4,260,000	3,641	N/M	N/A	3.380	N/A					N/M	N/A	
Iraqi For Meat production and marketing	AIPM	3,000,000	7.000	0.0%	-9.7%	0.000	0.000	0	9.900	5.250	21,000,000	17,949	N/M	N/A	4.368	N/A					N/M	N/A	Suspended
Iraqi Agricultural Products Marketng	AIRP	360,000	4.400	15.8%	39.2%	4.400	0.000	1,531	4.400	3.000	1,584,000	1,354	N/M	N/A	2.391	N/A					N/M	N/A	
Total								27,817			31,701,550	27,095	29.740	N/A	2.941	N/A							
Grand Total								4,888,889			3,088,152,459	2,639,447	1,536.682	N/A	47.323	N/A							

Source: Iraq Stock Exchange

Note: "Suspended" companies are not trading due to General Assembly Meeting or ISX / ISC Instructions.
 "Out of Trade" companies are not trading, because they haven't completed the procedures to start electronic trading yet.