

For any inquiries, contact:

Research
Aysegul Ozge Ozgur
aozgur@rabeesecurities.com

Trading
trading@rabeesecurities.com

Address: 903/14/19

Karada
Baghdad-Iraq

Tel: +964 1 7180 696

info@rabeesecurities.com

RS Bloomberg page: <RSIQ>

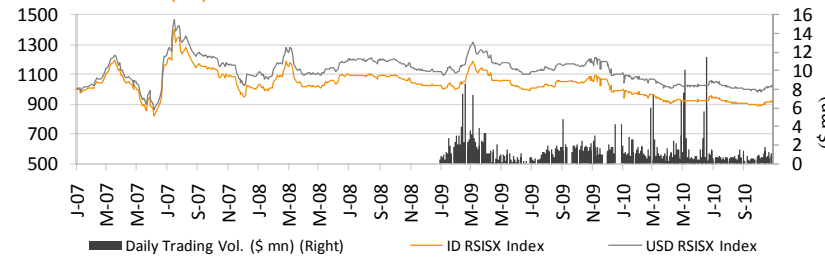
DISCLAIMER

This publication may not be reproduced, modified, or re-disseminated in whole or in part without the prior written permission of Rabee Securities. The information provided herein is of a general nature and for informational purposes only and is not intended to serve as an offer or solicitation with respect to the purchase or sale of any security, or as a recommendation to adopt any particular trading strategy. Such information is subject to change without prior notice. Although Rabee Securities obtains information from sources it considers reliable, Rabee Securities makes no representations or warranties, express or implied, as to the information's accuracy or completeness. Furthermore, such information may be incomplete or condensed. Rabee Securities, its affiliates, directors, employees, assigns, agents, and successors bear no liability for any errors or omissions in this publication or for any losses arising from the use of or reliance upon this information. This limitation on liability applies to direct, indirect, consequential, special, punitive, or other damages, as well as damages for loss of profits or business interruption. Investors shall bear all responsibility for investment decisions taken on the basis of the contents of this report. Rabee Securities strongly advises potential investors to seek financial guidance when determining whether an investment is appropriate to their needs. All estimates included in this report constitute Rabee Securities' opinion as of the date published on the report and are subject to change without notice.

Weekly Value Traded

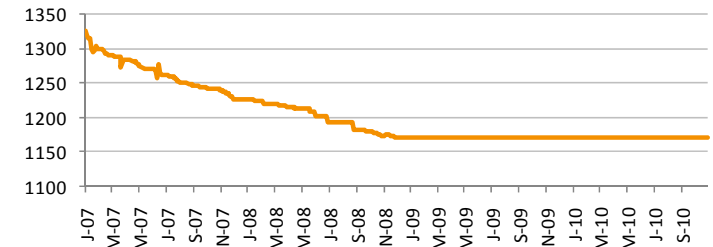
ID7,019,126,000

Rabee Securities (RS) Index - RSISX Index

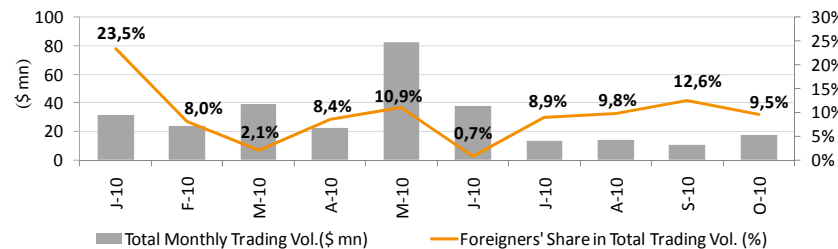


Iraqi Dinar Value

1USD=1170



Total Monthly Trading Vol. (\$ mn) & Share of Foreign Transaction in Total T. Vol. (%)



Best Performers - Weekly

Code	Price (ID)	Price Chn/w
NHAM	1.460	31.5%
SAEI	2.350	27.0%
INSD	0.700	25.0%
NAHF	1.210	21.0%
SMRI	1.740	17.6%

Worst Performers - Weekly

Code	Price (ID)	Price Chn/w
VQUF	0.800	-5.9%
SBAG	14.500	-1.7%
VAMF	1.200	-0.8%
HASH	12.000	-0.8%
BCOI	1.460	-0.7%

RSISX Index Vs. Neighbour Market S.E.

Market	Index Close	Weekly Chg.	YTD Chg.
IRAQ (RSISX)	923	0.6%	-7.0%
EGYPT	6,765	1.0%	9.0%
KUWAIT	7,125	0.8%	1.7%
SAUDI	6,344	0.5%	3.6%
MUSCAT	6,516	-1.0%	2.3%
QATAR	7,903	1.3%	13.6%
DUBAI	1,738	-2.2%	-3.7%
ABUDHABI	2,751	-2.4%	0.3%
BAHRAIN	1,466	0.2%	1.2%
TURKEY	70,779	2.9%	34.0%
IRAN	17,976	0.1%	60.4%

Top 5 Traded Volume - Weekly

Code	Price (ID)	Trading Vol. (ID mn)/w	Trading Vol. (US\$m)/w
HISH	33.100	730	0.6
INSD	0.700	580	0.5
BUND	1.600	520	0.4
BASH	0.940	435	0.4
SMRI	1.740	425	0.4

By the end of the week, 40 companies were able to trade in this session, and 27 companies were unable to do so mainly due to their General Assembly Meeting or ISX / ISC Instructions.

The dinar remained stable for the week, trading at 1170 to the dollar. Volumes for the week reached ID7.0 bln (\$6.0 mn), and the numbers of shares

traded reached 4.2 bln, with the banking sector experiencing the highest volume and turnover.

Foreigners executed total 226 transactions this week. They executed 203 buying transactions amounted at ID1.2bln (\$1mn) and 23 selling transactions amounted at ID143mn (\$123ths). Thus, net purchases of foreigners reached ID1.0bln (\$894ths), while their share in total trading volume was 9.5%.

News from Iraq

Politics

- A member of al-Iraqiya Coalition, Intisar Allawi, has said on Saturday that the decision of the Parliament Speaker and oldest MP, Fuad Maasoum, to delay the Parliament's session, was taken to develop the current dialogues among different political blocs.
- Iraq's foreign minister said on Wednesday his country welcomed a Saudi proposal to host talks for resolving a deadlock over forming a government.
- Iraq's former Prime Minister and Leader of al-Iraqiya bloc, Iyad Allawi, has said on Wednesday that the "reservations" by some Iraqi political parties against the Saudi King's initiative, calling on the Iraqi political blocs to meet in Riyadh to settle the issue of forming the new government, "are too early," adding that his bloc "won't submit its right to form the new government."
- Barzani received a phone call on Thursday evening (Nov. 5) from Obama, who thanked him for the efforts he exerted to bring together leaders of four alliances who succeeded in elections in Iraq to form a government of partnership.

Economics

- Opening the Baghdad International Fair sends an important message to all investors asserts that Iraq is an important country and has promising investment opportunities for international companies, spokesman of the Iraqi government said.
- Iraqi and French companies discussed Wednesday ways of boosting industrial cooperation and in the technological transfer, according to a media source from the industry ministry.
- Northern Iraq's Batna Oil Field in Nineveh Province has resumed production after 20 year stoppage, with Iraqi cadres, an official in Nineveh Oil Commission said on Tuesday, expressing hope that its production would exceed 2,000 bpd.

ISX - Recent Company Announcements

- Al -Hilal Industries (IHLI) will hold GA on November 25th, 2010 to discuss annual account report of 2009. ISX will suspend trading of IHLI starting November 19th, 2010.
- National Metallic Industries & Bicycles (IMIB) will resume trading on November 7th, 2010. IMIB shares were not trading since October 21st, 2010 due to GA.
- Sumer Commercial Bank (BSUC) will resume trading on November 7th, 2010, after the capital increase from ID50bln to ID70bln through 8% bonus issue and 32% rights issue.
- ISX suspended trading of Al-Ahlyia for Agricultural Production (AAHP) shares starting today, November 3rd, 2010 due to ISC decision given depending on the problem about the disclosure of accounting reports.
- Iraqi for Seed Production (AISP) will hold GA on November 30th, 2010 to discuss accounting report of 31/3/2010 and cash dividend ratio. ISX will suspend trading of AISP shares starting on November 24th, 2010.

Performance of Traded Shares

	Capital	Closing	Wk. Closing	YTD	Intra Week	Wk. Turnover	52 Week	Market Cap		P/E		P/B		DPS		Dividend Yield		Earnings(ID'000)		Note	
Code	(000)	Price	% Change	% Change	High	Low	(ID '000)	High	Low	(ID'000)	(US '000)	T-2	T-1	T-2	T-1	T-2	T-1	T-2	T-1		
Banking Sector																					
Commercial Bank of Iraq	BCOI	60,000,000	1.460	-0.7%	-5.8%	1.480	1.460	163,872	1.650	1.300	87,600,000	74,872	69.045	N/A	1.286	N/A			1,216,606	N/A	
Bank of Baghdad	BBOB	100,000,000	1.500	2.7%	-21.9%	1.560	1.440	421,841	2.140	1.180	150,000,000	128,205	10.715	N/A	2.223	N/A			15,786,861	N/A	
Iraqi Islamic Bank	BIIB	51,192,000	0.830	2.5%	-21.0%	0.830	0.000	5,735	1.000	0.750	42,489,360	36,316	N/M	N/A	0.835	N/A			N/M	N/A	
Iraqi Middle East Investment Bank	BIME	66,000,000	1.100	0.0%	-42.7%	0.000	0.000	0	2.300	0.800	72,600,000	62,051	8.230	N/A	1.886	N/A			11,561,101	N/A	Suspended
Investment Bank of Iraq	BIBI	50,400,000	1.240	0.0%	0.8%	0.000	0.000	0	1.330	0.830	62,496,000	53,415	8.113	N/A	1.605	N/A			7,703,453	N/A	Suspended
National Bank of Iraq	BNOI	50,000,000	0.850	0.0%	-2.3%	0.860	0.000	18,336	0.940	0.780	42,500,000	36,325	53.163	N/A	1.521	N/A			799,421	N/A	
Credit Bank of Iraq	BROI	85,000,000	1.980	0.0%	-15.7%	0.000	0.000	0	3.000	1.200	168,300,000	143,846	10.921	N/A	2.150	N/A	0.400	40%	15,333,101	N/A	Suspended
Dar Essalaam Investment Bank	BDSI	67,000,000	6.000	0.0%	-13.0%	0.000	0.000	0	7.100	1.380	402,000,000	343,590	324.960	N/A	9.198	N/A			1,206,150	N/A	Suspended
Sumer Commerical Bank	BSUC	50,000,000	0.900	0.0%	-9.1%	0.000	0.000	0	0.990	0.850	45,000,000	38,462	40.959	N/A	1.665	N/A			1,098,665	N/A	Suspended
Babylon Bank	BBAY	50,000,000	0.930	1.1%	-28.5%	0.960	0.900	110,882	1.300	0.850	46,500,000	39,744	13.647	N/A	1.472	N/A			3,810,483	N/A	
Economy Bank for Investment	BEFI	76,000,000	1.300	0.0%	-29.7%	0.000	0.000	0	2.320	1.300	98,800,000	84,444	23.412	N/A	3.989	N/A			4,813,687	N/A	Suspended
Gulf Commercial Bank	BGUC	50,000,000	1.000	0.0%	-16.7%	0.000	0.000	0	1.320	0.980	50,000,000	42,735	12.572	N/A	1.794	N/A			4,056,561	N/A	Suspended
Warka Bank for Investment	BWAI	75,000,000	1.260	0.0%	-9.4%	0.000	0.000	0	1.790	1.210	94,500,000	80,769	842.571	N/A	1.254	N/A			112,157	N/A	Suspended
Mosul Bank	BMFI	50,000,000	0.920	0.0%	-17.1%	0.930	0.900	242,042	1.180	0.830	46,000,000	39,316	17.013	N/A	1.710	N/A			3,085,833	N/A	
Union Bank of Iraq	BUOI	50,000,000	0.990	0.0%	10.0%	0.000	0.000	0	1.150	0.790	49,500,000	42,308	51.757	N/A	3.136	N/A	0.130		1,062,662	N/A	Suspended
North Bank	BNOR	100,000,000	2.000	0.0%	0.0%	0.000	0.000	0	2.500	0.830	200,000,000	170,940	16.045	N/A	1.627	N/A			11,841,529	N/A	Suspended
Kurdistan International Bank	BKUI	50,000,000	1.950	0.0%	5.4%	0.000	0.000	0	1.950	1.500	97,500,000	83,333	79.765	N/A	1.728	N/A			1,203,533	N/A	Suspended
Ashur Bank	BASH	66,700,000	0.940	0.0%	-24.8%	0.940	0.000	435,143	1.250	0.820	62,698,000	53,588	15.710	N/A	2.171	N/A			4,318,848	N/A	
Mansour Bank	BMNS	75,000,000	1.290	4.9%	-0.8%	1.320	1.250	82,005	1.900	1.170	96,750,000	82,692	13.260	N/A	1.523	N/A			7,522,560	N/A	
United Bank for Investment	BUND	150,000,000	1.600	1.9%	-3.6%	1.650	1.560	520,280	2.000	1.500	240,000,000	205,128	442.572	N/A	19.789	N/A			415,752	N/A	
Dijla and Furat Bank	BDFD	50,000,000	0.830	10.7%	-17.0%	0.830	0.000	3,426	1.100	0.720	41,500,000	35,470	108.128	N/A	3.025	N/A					
Total							2,003,561				2,196,733,360	1,877,550	108.128	N/A	N/A						
Insurance Sector																					
Al-Ameen Insurance	NAME	1,000,000	1.200	-0.8%	9.1%	1.320	0.000	2,655	1.320	1.050	1,200,000	1,026	7.435	N/A	0.918	N/A			150,639	N/A	
Dar Essalaam Insurance	NDSA	2,200,000	4.050	8.0%	62.0%	4.700	0.000	34,527	4.700	1.000	8,910,000	7,615	34.643	N/A	2.701	N/A			158,761	N/A	
Ahliya Insurance	NAHF	1,508,000	1.210	21.0%	21.0%	1.280	0.000	35,055	1.280	1.050	1,824,680	1,560	14.600	N/A	0.911	N/A			95,272	N/A	
Al-Hamraa Insurance	NHAM	1,500,000	1.460	31.5%	46.0%	1.460	0.000	9,356	1.460	0.920	2,190,000	1,872	12.777	N/A	1.704	N/A			98,618	N/A	
Gulf Insurance and Reinsurance	NGIR	1,000,000	1.800	0.0%	38.5%	1.800	0.000	180	2.000	1.100	1,800,000	1,538	N/A	N/A	N/A	N/A			N/A	N/A	
Total							81,773				15,924,680	13,611	17.364	N/A	1.558	N/A					
Investment Sector																					
Al-Kheir Financial Investment	VKHF	7,000,000	0.400	0.0%	-60.0%	0.400	0.000	364	0.990	0.370	2,800,000	2,393	17.343	N/A	0.385	N/A			161,450	N/A	
Al-Ameen Financial Investment	VAMF	750,000	1.000	0.0%	5.3%	0.000	0.000	0	1.000	0.900	750,000	641	73.881	N/A	0.914	N/A			10,151	N/A	
Al-Ayaam Financial Investment	VAYF	400,000	1.000	0.0%	0.0%	0.000	0.000	0	1.000	0.950	400,000	342	N/M	N/A	1.624	N/A			N/M	N/A	
AL-Wiaam Financial Investment	VWIF	1,250,000	2.050	0.0%	-29.3%	0.000	0.000	0	3.000	1.980	2,562,500	2,190	117.055	N/A	2.439	N/A			28,833	N/A	
Mesopotamia Investment	VMES	1,000,000	1.000	0.0%	5.3%	0.000	0.000	0	1.000	0.990	1,000,000	855	N/M	N/A	1.031	N/A			N/M	N/A	
Al-Qum'a for Financial Investment	VQUF	1,000,000	0.800	-5.9%	-60.0%	0.800	0.000	153	2.000	0.800	800,000	684	N/M	N/A	6.546	N/A			N/M	N/A	
Al-Khaima Financial Investment	VKHA	400,000	1.000	0.0%	0.0%	0.000	0.000	0	1.000	0.890	400,000	342	N/M	N/A	13.781	N/A			N/M	N/A	
Al-Zawraa for Financial Investment	VZAF	1,000,000	1.000	1.0%	11.1%	1.000	0.000	300	1.100	0.750	1,000,000	855	92.728	N/A	0.747	N/A			8,735	N/A	
AL- Batek for Financial Investment	VBAT	1,000,000	1.000	0.0%	0.0%	0.000	0.000	0	1.000	1.000	1,000,000	855	12.876	N/A	0.965	N/A	0.132	7%	77,666	N/A	
Total							816				10,712,500	9,156	62.776	N/A	3.159	N/A					

Source: Iraq Stock Exchange

Performance of Traded Shares

	Code	Capital	Closing	Wk. Closing	YTD	Intra Week		Wk. Turnover	52 Week		Market Cap		P/E		P/B		DPS		Dividend Yield		Earnings (ID'000)		Note
		(000)	Price	% Change	% Change	High	Low	(ID '000)	High	Low	(ID'000)	(US '000)	T-2	T-1	T-2	T-1	T-2	T-1	T-2	T-1	T-2	T-1	
Services Sector																							
Kharkh Tour Amusement City	SKTA	99,000	14.200	9.2%	158.2%	14.200	0.000	8,493	17.950	4.500	1,405,800	1,202	N/M	N/A	5.686	N/A	0.250	3%	N/M	N/A			
Mosul for Funfairs	SMOF	114,750	37.000	0.0%	156.9%	0.000	0.000	0	41.000	12.000	4,245,750	3,629	30.838	N/A	9.267	N/A	0.500	8%	88,934	N/A	Suspended		
Mamoura Real estate Investment	SMRI	11,726,000	1.740	17.6%	-41.8%	1.900	1.490	425,317	3.900	1.200	20,403,240	17,439	5,479.353	N/A	2.814	N/A			3,282	N/A			
Al-Ameen Estate Investment	SAEI	6,960,000	2.350	27.0%	-4.1%	2.360	2.000	38,648	3.000	0.960	16,356,000	13,979	N/A	N/A	N/A	N/A			N/A	N/A			
AL-Nukhba General Contracting	SNUC	1,600,000	2.360	15.7%	-52.8%	2.500	2.070	55,831	6.000	1.450	3,776,000	3,227	N/A	N/A	N/A	N/A			N/A	N/A			
Iraqi Land Transport	SILT	3,400,000	14.550	0.0%	22.3%	0.000	0.000	0	15.900	0.740	49,470,000	42,282	N/A	N/A	N/A	N/A			N/A	N/A	Suspended		
Baghdad Passengers Transport	SBPT	160,000	26.000	0.0%	42.5%	0.000	0.000	0	30.000	15.000	4,160,000	3,556	250.121	N/A	12.917	N/A			15,992	N/A			
Iraqi for General Transportation	SIGT	1,500,000	7.210	0.0%	0.0%	0.000	0.000	0	0.000	0.000	10,815,000	9,244	22.392	N/A	4.153	N/A			482,990	N/A	Suspended		
AL-Badia General Trans	SBAG	900,000	14.500	-1.7%	75.8%	14.700	0.000	39,712	26.000	7.000	13,050,000	11,154	19.744	N/A	7.651	N/A			533,324	N/A			
Baghdad Motor cars Servicing	SBMC	1,080,000	1.730	0.0%	-19.5%	0.000	0.000	0	4.230	1.250	1,868,400	1,597	N/M	N/A	9.103	N/A			N/M	N/A	Suspended		
Total								568,001			125,550,190	107,308	1,160.490	N/A	7.370	N/A							
Industry Sector																							
Nineveh Food Industries	INFI	3,600,000	1.160	0.9%	5.5%	1.200	0.000	10,095	2.000	1.000	4,176,000	3,569	N/M	N/A	1.410	N/A			N/M	N/A			
Al-Mansour Pharmaceuticals Industries	IMAP	2,499,633	2.650	1.9%	1.9%	2.900	2.580	41,263	4.030	2.000	6,624,027	5,662	34.655	N/A	3.615	N/A			181,892	N/A			
Modern Sewing	IMOS	1,800,000	0.740	0.0%	-32.7%	0.000	0.000	0	1.600	0.720	1,332,000	1,138	34.200	N/A	1.165	N/A			51,580	N/A	Suspended		
Iraqi For Tufted Carpets & Floor	IITC	500,000	5.630	12.6%	22.4%	5.850	0.000	71,154	5.850	0.670	2,815,000	2,406	40.880	N/A	1.326	N/A	0.250	25%	48,924	N/A			
Northern Soft Drinks and Mineral Water	INSD	31,875,000	0.700	25.0%	-26.3%	0.750	0.560	580,128	1.140	0.520	22,312,500	19,071	18.155	N/A	0.650	N/A			950,165	N/A			
Eastern Brewery	IEAB	8,845,000	0.770	0.0%	-30.0%	0.000	0.000	0	1.300	0.750	6,810,650	5,821	N/M	N/A	2.319	N/A			NM	N/A	Suspended		
Baghdad for Packing Materials	IBPM	270,000	8.250	10.0%	-6.3%	8.250	0.000	825	8.900	7.000	2,227,500	1,904	N/M	N/A	7.560	N/A			N/M	N/A			
Modern Chemical Industries	IMCI	60,000	55.000	0.0%	-20.3%	0.000	0.000	0	69.000	55.000	3,300,000	2,821	N/A	N/A	N/A	N/A			N/A	N/A			
Baghdad Soft Drinks	IBSD	105,000,000	1.050	0.0%	-16.7%	0.000	0.000	0	1.220	1.050	110,250,000	94,231	N/M	N/A	1.839	N/A			N/M	N/A	Suspended		
Iraqi Date Processing and Marketing	IIDP	6,337,000	2.000	0.0%	0.0%	0.000	0.000	0	0.000	2.350	12,674,000	10,832	N/A	N/A	N/A	N/A			N/A	N/A	Suspended		
Al -Hilal Industries	IHLI	12,375,000	1.180	13.5%	-31.8%	1.240	1.050	384,082	2.800	0.900	14,602,500	12,481	N/M	N/A	8.289	N/A			N/M	N/A			
The Light Industries	ITLI	16,800,000	1.170	12.5%	-48.9%	1.250	1.050	392,330	2.070	0.890	19,656,000	16,800	N/M	N/A	4.429	N/A			N/M	N/A			
National Chemical & Plastic Industries	INCP	7,593,750	3.500	1.2%	-6.7%	3.820	3.500	121,469	6.450	2.300	26,578,125	22,716	N/M	N/A	2.435	N/A			N/M	N/A			
Electronic Industries	IELI	12,000,000	3.160	0.0%	0.0%	0.000	0.000	0	0.000	0.000	37,920,000	32,410	13.758	N/A	3.029	N/A			2,756,267	N/A	Suspended		
AL- Kindi for Production of Veterinary	IKLV	2,400,000	2.250	8.2%	4.7%	2.550	2.100	305,673	3.710	1.740	5,400,000	4,615	71.858	N/A	3.533	N/A			70,139	N/A			
Fallujah Construction Materials	IFCM	540,000	3.480	0.0%	-29.3%	0.000	0.000	0	10.000	3.000	1,879,200	1,606	N/A	N/A	N/A	N/A			N/A	N/A	Suspended		
Iraqi Engineering Works	IIEW	500,000	3.190	13.9%	32.4%	3.190	0.000	5,691	3.200	2.300	1,595,000	1,363	10.706	N/A	1.118	N/A			118,154	N/A			
Al -khazer for Construction Materials	IKHC	1,100,000	2.720	5.0%	-9.3%	3.000	2.600	4,723	3.650	1.950	2,992,000	2,557	N/M	N/A	2.176	N/A			N/M	N/A			
Kirkuk for Producing	IKFP	124,000	3.500	0.0%	0.0%	0.000	0.000	0	0.000	27.000	434,000	371	N/M	N/A	3.370	N/A			N/M	N/A	Out of Trade		
Modern Paint Industries	IMPI	9,213,750	2.800	0.0%	-5.4%	3.190	0.000	80,275	3.190	1.500	25,798,500	22,050	224.117	N/A	1.522	N/A			78,934	N/A			
National Metallic Industries and Bicycles	IMIB	5,000,000	1.900	0.0%	-37.7%	0.000	0.000	0	3.600	1.700	9,500,000	8,120	20.255	N/A	1.454	N/A			506,043	N/A	Suspended		
Ready Made Clothes	IRMC	720,000	2.410	0.0%	-49.3%	0.000	0.000	0	4.250	0.770	1,735,200	1,483	3.179	N/A	2.792	N/A			611,556	N/A	Suspended		
Iraqi for Carton Manufacturies	IICM	3,795,000	1.530	11.7%	-41.2%	1.720	1.380	271,493	3.200	1.220	5,806,350	4,963	N/M	N/A	7.500	N/A			N/M	N/A			
Modern Construction Materials Industry	IMCM	2,235,894	1.200	0.0%	71.4%	0.000	0.000	0	1.470	0.800	2,683,073	2,293	N/M	N/A	1.168	N/A			N/M	N/A	Suspended		
Nationality Household Furniture Industry	IHFI	1,260,000	1.590	4.6%	-11.7%	1.670	0.000	107,843	1.800	1.350	2,003,400	1,712	N/M	N/A	1.899	N/A			N/M	N/A			
Total								2,377,044			331,105,025	282,996	47.176	N/A	4.031	N/A							

Source: Iraq Stock Exchange

Performance of Traded Shares

	Capital	Closing	Wk. Closing	YTD	Intra Week	Wk. Turnover	52 Week	Market Cap	P/E	P/B	DPS	Dividend Yield	Earnings(ID'000)	Note									
Code	('000)	Price	% Change	% Change	High	Low	(ID '000)	High	Low	(ID'000)	(US '000)	T-2	T-1	T-2	T-1	T-2	T-1	T-2	T-1	T-2	T-1		
Hotel & Tourism Sector																							
Palestine Hotel	HPAL	4,470,000	19.500	1.0%	13.0%	20.000	19.100	332,827	21.250	14.000	87,165,000	74,500	N/M	N/A	23.147	N/A					N/M	N/A	
Ishiar Hotels	HISH	1,500,000	33.100	2.6%	8.5%	35.100	31.900	729,674	35.100	22.000	49,650,000	42,436	N/M	N/A	4.688	N/A					N/M	N/A	
Babylon Hotel	HBAY	1,350,000	40.000	1.1%	11.1%	41.740	39.560	378,093	46.580	31.000	54,000,000	46,154	N/M	N/A	34.603	N/A					N/M	N/A	
Baghdad Hotel	HBAG	1,922,000	19.500	0.3%	-15.2%	19.800	19.450	141,049	39.000	16.800	37,479,000	32,033	203.778	N/A	15.155	N/A					198,068	N/A	
National for Tourist Investments	HNTI	2,755,000	22.000	0.0%	10.0%	23.240	21.600	113,082	26.850	17.500	60,610,000	51,803	N/M	N/A	22.319	N/A					N/M	N/A	
Ashour Hotel	HASH	376,369	12.000	-0.8%	-33.3%	12.100	0.000	19,845	19.000	9.000	4,516,428	3,860	N/M	N/A	43.025	N/A					N/M	N/A	
Tourist Village of Mosul dam	HTVM	40,000	32.500	1.6%	-27.8%	32.500	0.000	11,626	64.700	6.000	1,300,000	1,111	18.238	N/A	18.696	N/A	1.500	150%			75,665	N/A	
Karbala Hotels	HKAR	1,620,000	5.300	5.6%	-31.2%	5.500	5.010	81,174	8.450	4.750	8,586,000	7,338	N/M	N/A	10.993	N/A					N/M	N/A	
AL-Mansour Hotel	HMAN	2,016,000	40.500	0.0%	23.7%	0.000	0.000	0	45.200	30.500	81,648,000	69,785	N/M	N/A	31.240	N/A					N/M	N/A	Suspended
Al-Sadeer Hotel	HSAD	708,000	50.000	7.0%	0.5%	50.000	0.000	151,820	51.000	38.320	35,400,000	30,256	N/M	N/A	48.525	N/A					N/M	N/A	
Total								1,959,191			420,354,428	359,277	111.008	N/A	25.239	N/A							
Agriculture Sector																							
AL-Therar for Agricultural Production	ATHP	2,400,000	0.400	0.0%	0.0%	0.000	0.000	0	0.000	0.000	960,000	821	N/A	N/A	N/A	N/A					N/A	N/A	Out of Trade
The Modern for Animal Agricultural Productio	AMAP	540,000	1.410	11.0%	12.8%	1.430	0.000	10,204	1.500	0.980	761,400	651	22.037	N/A	0.198	N/A	0.120	12%			26,955	N/A	
Al-Ahlyia for Agricultural	AAHP	575,000	0.930	4.5%	-18.4%	0.930	0.000	889	1.150	0.780	534,750	457	N/M	N/A	0.867	N/A					N/M	N/A	Suspended
Middle East for Production - Fish	AMEF	300,000	9.900	10.0%	80.0%	9.900	0.000	479	9.900	4.000	2,970,000	2,538	37.443	N/A	6.440	N/A					75,315	N/A	
Iraqi for Seed Production	AISP	2,000,000	2.350	10.3%	34.3%	2.350	0.000	18,443	2.390	1.350	4,700,000	4,017	N/M	N/A	3.380	N/A					N/M	N/A	
Iraqi For Meat production and marketing	AIPM	3,000,000	7.000	0.0%	-9.7%	0.000	0.000	0	9.900	5.250	21,000,000	17,949	N/M	N/A	4.368	N/A					N/M	N/A	Suspended
Iraqi Agricultural Products Marketng	AIRP	360,000	4.400	0.0%	39.2%	0.000	0.000	0	4.400	3.000	1,584,000	1,354	N/M	N/A	2.391	N/A					N/M	N/A	
Total								30,014			32,510,150	27,786	29.740	N/A	2.941	N/A							
Grand Total								7,020,401			3,132,890,333	2,677,684	1,536.682	N/A	47.323	N/A							

Source: Iraq Stock Exchange

Note: "Suspended" companies are not trading due to General Assembly Meeting or ISX / ISC Instructions.
 "Out of Trade" companies are not trading, because they haven't completed the procedures to start electronic trading yet.