

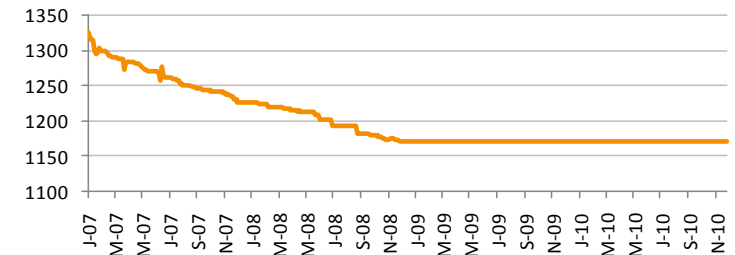
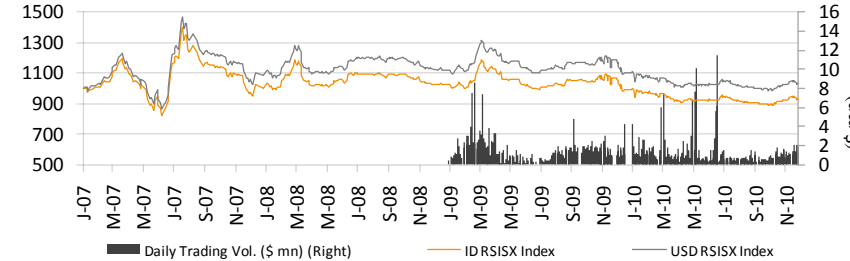
Weekly Value Traded

ID9,214,384,000

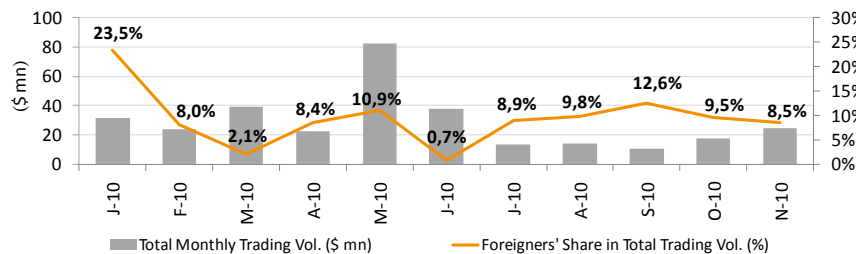
Iraqi Dinar Value

1USD=1170

Rabee Securities (RS) Index - RSISX Index



Total Monthly Trading Vol. (\$ mn) & Share of Foreign Transaction in Total T. Vol. (%)



Best Performers - Weekly

Code	Price (ID)	Price Chn/w
AISP	4.000	27.8%
SNUC	2.930	19.6%
SAEI	2.860	14.4%
VQUF	0.880	10.0%
AAHP	1.020	9.7%

Worst Performers - Weekly

Code	Price (ID)	Price Chn/w
BROI	1.700	-14.1%
INSD	0.740	-14.0%
BGUC	0.890	-8.2%
BASH	0.890	-7.3%
IKLV	2.800	-7.3%

RSISX Index Vs. Neighbour Market S.E.

Market	Index Close	Weekly Chg.	YTD Chg.
IRAQ (RSISX)	932	-1.2%	-6.1%
EGYPT	6,690	-2.2%	7.7%
KUWAIT	6,818	-1.6%	-2.7%
SAUDI	6,345	0.9%	3.6%
MUSCAT	6,664	1.7%	4.6%
QATAR	8,185	0.1%	17.6%
DUBAI	1,688	0.3%	-6.4%
ABUDHABI	2,746	-0.4%	0.1%
BAHRAIN	1,418	-1.4%	-2.1%
TURKEY	66,860	1.1%	26.6%
IRAN	18,280	0.0%	63.1%

Top 5 Traded Volume - Weekly

Code	Price (ID)	Trading Vol. (ID mn)/w	Trading Vol. (US\$m)/w
BUND	1.650	2,571	2.2
BGUC	0.890	1,212	1.0
INSD	0.740	833	0.7
SMRI	2.280	661	0.6
IFCM	3.350	585	0.5

By the end of the week, 33 companies were able to trade in this session, and 25 companies were unable to do so mainly due to their General Assembly Meeting or ISX / ISC Instructions.

The dinar remained stable for the week, trading at 1170 to the dollar. Volumes for the week reached ID9.2 bln (\$7.9 mn), and the numbers of shares

traded reached 2.5 bln, with the banking sector experiencing the highest volume and turnover.

Foreigners executed total 191 transactions this week. They executed 172 buying transactions amounted at ID403mn (\$345ths) and 19 selling transactions amounted at ID75mn (\$64ths). Thus, net purchases of foreigners reached ID329mn (\$281ths), while their share in total trading volume was 2.6%.

News from Iraq

Politics

- Al-Iraqiya bloc did not name any candidate for ministerial portfolios in the new government and is still searching for top-notch figures, according to member Intissar Allawi on Friday.
- The Chairman of Iraq's Kurdistan Alliance, Fuad Maasoum, has expressed confidence that Iraq's Prime Minister Nouri al-Maliki would be able to form the new government, within the defined constitutional period, as result of the current discussions among the leaders of the parliamentary blocs to distribute the cabinet posts and names of the proposed ministers.
- The Special Representative of the UN Secretary-General for Iraq (SRSG), Ad Melkert, said on Wednesday that the UN mission works to improve relations between Iraq and Kuwait to bring the country out of Chapter VII.
- Italian President Giorgio Napolitano called on his Iraqi counterpart Jalal Talabani to foster relations between the two countries, according to a presidential statement.

Economics

- The Japanese International Cooperation Agency (JICA) has allocated \$600mn for service projects in northern Iraq's Kurdistan Region, according to the media director of the Region's Planning Ministry on Wednesday.
- The corner stone for a ID350bln (around \$299mn) Shat al-Arab Canal project, aimed at pumping pure water for Basra Province and irrigation water for 250,000 donoms of agricultural lands, had been laid down by the Ministry of Water Resources on Thursday.
- A multibillion-dollar final deal between Iraq and Royal Dutch Shell to capture flared gas at southern oilfields is expected to be signed before the end of the year, a senior Iraqi oil official said on Monday.

ISX - Recent Company Announcements

- Mesopotamia Investment (VMES) will hold GA on December 20th, 2010 to discuss annual account report of 2009 and the election of new board members. ISX will suspend trading of VMES shares starting December 14th, 2010.
- AL- Batek for Financial Investment (VBAT) will hold GA on December 15th, 2010 to discuss account report of 31/3/2010 and to determine the dividend distribution ratio. ISX will suspend trading of VBAT shares starting December 9th, 2010.
- AL-Badia General Trans (SBAG) will hold GA on December 13th, 2010 to discuss annual account report of 2009, dividend distribution ratio and capital increase. ISX will suspend trading of SBAG shares starting December 7th, 2010.
- Al-Mansour Hotel (HMAN) will resume trading on December 7th, 2010, after completing the capital increase process from ID2.016bln (\$1.72mn) to ID2.923bln (\$2.50mn) through 45% bonus issue.

For any inquiries, contact:

Research
Aysegul Ozge Ozgur
aogur@rabeesecurities.com

Trading
trading@rabeesecurities.com

Address: 903/14/19

Karada
Baghdad-Iraq

Tel: +964 1 7180 696

info@rabeesecurities.com

RS Bloomberg page: <RSIQ>

DISCLAIMER

This publication may not be reproduced, modified, or re-disseminated in whole or in part without the prior written permission of Rabee Securities. The information provided herein is of a general nature and for informational purposes only and is not intended to serve as an offer or solicitation with respect to the purchase or sale of any security, or as a recommendation to adopt any particular trading strategy. Such information is subject to change without prior notice. Although Rabee Securities obtains information from sources it considers reliable, Rabee Securities makes no representations or warranties, express or implied, as to the information's accuracy or completeness. Furthermore, such information may be incomplete or condensed. Rabee Securities, its affiliates, directors, employees, assigns, agents, and successors bear no liability for any errors or omissions in this publication or for any losses arising from the use of or reliance upon this information. This limitation on liability applies to direct, indirect, consequential, special, punitive, or other damages, as well as damages for loss of profits or business interruption. Investors shall bear all responsibility for investment decisions taken on the basis of the contents of this report. Rabee Securities strongly advises potential investors to seek financial guidance when determining whether an investment is appropriate to their needs. All estimates included in this report constitute Rabee Securities' opinion as of the date published on the report and are subject to change without notice.

Performance of Traded Shares

	Code	Capital ('000)	Closing Price	Wk. Closing % Change	YTD % Change	Intra Week High	Intra Week Low	Wk. Turnover (ID '000)	52 Week High	52 Week Low	Market Cap (ID'000)	Market Cap (US '000)	Note
Banking Sector													
Commercial Bank of Iraq	BCOI	60,000,000	1.390	0.0%	-10.3%	0.000	0.000	0	1.590	1.300	83,400,000	71,282	Suspended
Bank of Baghdad	BBOB	100,000,000	1.620	-3.6%	-15.6%	1.680	1.540	510,362	2.140	1.180	162,000,000	138,462	
Iraqi Islamic Bank	BIIB	51,192,000	0.900	-4.3%	-14.3%	0.930	0.000	12,994	1.000	0.750	46,072,800	39,378	
Iraqi Middle East Investment Bank	BIME	66,000,000	1.100	0.0%	-42.7%	0.000	0.000	0	2.300	0.800	72,600,000	62,051	Suspended
Investment Bank of Iraq	BIBI	50,400,000	1.240	0.0%	0.8%	0.000	0.000	0	1.330	0.830	62,496,000	53,415	Suspended
National Bank of Iraq	BNOI	50,000,000	0.830	-3.5%	-4.6%	0.860	0.000	1,555	0.940	0.780	41,500,000	35,470	
Credit Bank of Iraq	BROI	100,000,000	1.700	-14.1%	-27.7%	1.840	1.650	84,447	2.900	1.200	170,000,000	145,299	
Dar Essalaam Investment Bank	BDSI	67,000,000	6.000	0.0%	-13.0%	0.000	0.000	0	7.100	1.380	402,000,000	343,590	Suspended
Sumer Commercial Bank	BSUC	70,000,000	0.810	0.0%	-18.2%	0.000	0.000	0	0.990	0.810	56,700,000	48,462	Suspended
Babylon Bank	BBAY	50,000,000	0.900	-5.3%	-30.8%	0.950	0.890	131,614	1.300	0.850	45,000,000	38,462	
Economy Bank for Investment	BEFI	76,000,000	1.300	0.0%	-29.7%	0.000	0.000	0	2.060	1.300	98,800,000	84,444	Suspended
Gulf Commercial Bank	BGUC	56,990,000	0.890	-8.2%	-25.8%	0.980	0.880	1,211,735	1.250	0.880	50,721,100	43,351	
Warka Bank for Investment	BWAI	75,000,000	1.260	0.0%	-9.4%	0.000	0.000	0	1.590	1.210	94,500,000	80,769	Suspended
Mosul Bank	BMFI	50,000,000	0.900	-5.3%	-18.9%	0.950	0.900	213,611	1.160	0.830	45,000,000	38,462	
Union Bank of Iraq	BUOI	50,000,000	0.990	0.0%	10.0%	0.000	0.000	0	1.150	0.790	49,500,000	42,308	Suspended
North Bank	BNOR	100,000,000	2.000	0.0%	0.0%	0.000	0.000	0	2.400	0.830	200,000,000	170,940	Suspended
Kurdistan International Bank	BKUI	100,000,000	1.320	-6.4%	-28.6%	1.410	0.000	59,448	1.950	1.310	132,000,000	112,821	
Ashur Bank	BASH	66,700,000	0.890	-7.3%	-28.8%	0.940	0.890	62,876	1.250	0.820	59,363,000	50,738	
Mansour Bank	BMNS	75,000,000	1.300	-7.1%	0.0%	1.400	0.000	2,719	1.900	1.170	97,500,000	83,333	Suspended
United Bank for Investment	BUND	150,000,000	1.650	0.0%	-0.6%	1.670	1.630	2,571,094	2.000	1.500	247,500,000	211,538	
Dijla and Furat Bank	BDFD	50,000,000	0.790	-4.8%	-21.0%	0.830	0.000	254,105	1.100	0.720	39,500,000	33,761	
Total								5,116,559			2,256,152,900	1,928,336	
Insurance Sector													
Al-Ameen Insurance	NAME	1,000,000	1.210	-1.6%	10.0%	1.210	0.000	242	1.320	1.050	1,210,000	1,034	
Dar Essalaam Insurance	NDSA	2,200,000	4.600	0.0%	84.0%	0.000	0.000	0	4.700	1.000	10,120,000	8,650	
Ahliya Insurance	NAHF	1,508,000	1.140	-0.9%	14.0%	1.140	0.000	57	1.280	1.050	1,719,120	1,469	
Al-Hamraa Insurance	NHAM	1,500,000	1.600	0.0%	60.0%	0.000	0.000	0	1.600	0.920	2,400,000	2,051	
Gulf Insurance and Reinsurance	NGIR	1,000,000	1.440	0.0%	10.8%	0.000	0.000	0	2.000	1.100	1,440,000	1,231	Suspended
Total								299			16,889,120	14,435	
Investment Sector													
Al-Kheir Financial Investment	VKHF	7,000,000	0.390	0.0%	-61.0%	0.390	0.000	1,170	0.990	0.370	2,730,000	2,333	
Al-Ameen Financial Investment	VAMF	750,000	0.900	0.0%	-5.3%	0.000	0.000	0	1.000	0.900	675,000	577	
Al-Ayaam Financial Investment	VAYF	400,000	1.000	0.0%	0.0%	0.000	0.000	0	1.000	0.950	400,000	342	
AL-Wiaam Financial Investment	VWIF	1,250,000	2.050	0.0%	-29.3%	0.000	0.000	0	3.000	1.980	2,562,500	2,190	
Mesopotamia Investment	VMES	1,000,000	1.000	0.0%	5.3%	0.000	0.000	0	1.000	0.990	1,000,000	855	
Al-Qum'a for Financial Investment	VQUF	1,000,000	0.880	10.0%	-56.0%	0.880	0.000	9	2.000	0.800	880,000	752	
Al-Khaima Financial Investment	VKHA	400,000	1.000	0.0%	0.0%	0.000	0.000	0	1.000	0.890	400,000	342	
Al-Zawraa for Financial Investment	VZAF	1,000,000	1.100	0.0%	22.2%	1.100	0.000	7,843	1.120	0.750	1,100,000	940	
AL-Batek for Financial Investment	VBAT	1,000,000	0.930	-7.0%	-7.0%	0.930	0.000	30,360	1.000	0.930	930,000	795	
Total								39,381			10,677,500	9,126	

Source: Iraq Stock Exchange

Performance of Traded Shares

	Code	Capital ('000)	Closing Price	Wk. Closing % Change	YTD % Change	Intra Week High	Intra Week Low	Wk. Turnover (ID '000)	52 Week High	52 Week Low	Market Cap (ID'000)	Market Cap (US '000)	Note
Services Sector													
Kharkh Tour Amuzement City	SKTA	99,000	13.750	0.0%	150.0%	0.000	0.000	0	17.950	5.000	1,361,250	1,163	
Mosul for Funfairs	SMOF	114,750	37.000	0.0%	156.9%	0.000	0.000	0	41.000	14.400	4,245,750	3,629	Suspended
Mamoura Realestate Investment	SMRI	11,726,000	2.280	-0.4%	-23.7%	2.430	2.210	660,898	3.000	1.200	26,735,280	22,851	
Al-Ameen Estate Investment	SAEI	6,960,000	2.860	14.4%	16.7%	2.860	0.000	7,393	3.000	0.960	19,905,600	17,013	
AL-Nukhba General Contracting	SNUC	1,600,000	2.930	19.6%	-41.4%	2.930	2.650	20,154	5.500	1.450	4,688,000	4,007	
Iraqi Land Transport	SILT	3,400,000	14.550	0.0%	22.3%	0.000	0.000	0	15.900	0.740	49,470,000	42,282	Suspended
Baghdad Passengers Transport	SBPT	160,000	25.000	0.0%	37.0%	25.000	0.000	189	30.000	17.000	4,000,000	3,419	
Iraqi for General Transportation	SIGT	1,500,000	7.210	0.0%	0.0%	0.000	0.000	0	0.000	0.000	10,815,000	9,244	Suspended
AL-Badia General Trans	SBAG	900,000	14.250	0.4%	72.7%	15.550	14.000	134,427	26.000	8.000	12,825,000	10,962	
Baghdad Motor cars Servicing	SBMC	1,080,000	1.730	0.0%	-19.5%	0.000	0.000	0	4.230	1.250	1,868,400	1,597	Suspended
Total								823,061			135,914,280	116,166	
Industry Sector													
Nineveh Food Industries	INFI	3,600,000	1.210	0.0%	10.0%	1.210	0.000	2,420	1.400	1.000	4,356,000	3,723	
Al-Mansour Pharmaceuticals Industries	IMAP	2,499,633	2.650	-1.1%	1.9%	2.700	2.650	15,831	3.160	2.000	6,624,027	5,662	
Modern Sewing	IMOS	1,800,000	0.740	0.0%	-32.7%	0.000	0.000	0	1.200	0.720	1,332,000	1,138	Suspended
Iraqi For Tufted Carpets &Floor	IITC	500,000	5.000	0.0%	8.7%	5.000	0.000	30,886	5.850	0.670	2,500,000	2,137	
Northern Soft Drinks and Mineral Water	INSD	31,875,000	0.740	-14.0%	-22.1%	0.880	0.680	833,057	1.140	0.520	23,587,500	20,160	
Eastern Brewery	IEAB	8,845,000	0.770	0.0%	-30.0%	0.000	0.000	0	1.300	0.750	6,810,650	5,821	Suspended
Baghdad for Packing Materials	IBPM	270,000	8.500	6.3%	-3.4%	8.500	0.000	1,556	8.900	7.000	2,295,000	1,962	
Modern Chemical Industries	IMCI	60,000	55.000	0.0%	-20.3%	0.000	0.000	0	69.000	55.000	3,300,000	2,821	
Baghdad Soft Drinks	IBSD	105,000,000	1.050	0.0%	-16.7%	0.000	0.000	0	1.220	1.050	110,250,000	94,231	Suspended
Iraqi Date Processing and Marketing	IIDP	6,337,000	2.000	0.0%	0.0%	0.000	0.000	0	0.000	2.350	12,674,000	10,832	Suspended
Al -Hilal Industries	IHLI	12,375,000	1.150	0.0%	-33.5%	0.000	0.000	0	1.840	0.900	14,231,250	12,163	Suspended
The Light Industries	ITLI	16,800,000	1.170	-6.4%	-48.9%	1.270	1.130	449,995	2.070	0.890	19,656,000	16,800	
National Chemical &Plastic Industries	INCP	7,593,750	3.400	-6.8%	-9.3%	3.550	3.350	42,398	4.800	2.300	25,818,750	22,067	
Electronic Industries	IELI	12,000,000	3.160	0.0%	0.0%	0.000	0.000	0	0.000	0.000	37,920,000	32,410	Suspended
AL- Kindi for Production of Veterinary	IKLV	2,400,000	2.800	-7.3%	30.2%	3.200	2.660	285,191	3.710	1.740	6,720,000	5,744	
Fallujah Construction Materials	IFCM	1,080,000	3.350	-3.7%	-31.9%	3.350	2.460	585,102	7.500	2.460	3,618,000	3,092	
Iraqi Engineering Works	IIEW	1,000,000	3.250	0.0%	34.9%	0.000	0.000	0	3.250	2.300	3,250,000	2,778	
Al -khazer for Construction Materials	IKHC	1,100,000	2.600	-5.5%	-13.3%	2.600	0.000	1,300	3.650	1.950	2,860,000	2,444	
Kirkuk for Producing	IKFP	124,000	3.500	0.0%	0.0%	0.000	0.000	0	0.000	27.000	434,000	371	Out of Trade
Modern Paint Industries	IMPI	9,213,750	2.700	-3.6%	-8.8%	2.850	2.700	42,245	3.190	1.500	24,877,125	21,263	
National Metallic Industries and Bicycles	IMIB	5,000,000	2.500	-4.2%	-18.0%	2.620	0.000	23,358	3.250	1.700	12,500,000	10,684	
Ready Made Clothes	IRMC	720,000	2.410	0.0%	-49.3%	0.000	0.000	0	4.250	0.770	1,735,200	1,483	Suspended
Iraqi for Carton Manufacturies	IICM	3,795,000	1.550	-6.6%	-40.4%	1.680	1.450	130,080	2.350	1.220	5,882,250	5,028	
Modern Construction Materials Industry	IMCM	2,235,894	1.200	0.0%	71.4%	0.000	0.000	0	1.470	0.800	2,683,073	2,293	Suspended
Nationality Household Furniture Industry	IHFI	1,260,000	1.670	-2.9%	-7.2%	1.700	0.000	4,281	1.850	1.350	2,104,200	1,798	
Total								2,447,700			338,019,025	288,905	

Source: Iraq Stock Exchange

Performance of Traded Shares

	Code	Capital ('000)	Closing Price	Wk. Closing % Change	YTD % Change	Intra Week High	Intra Week Low	Wk. Turnover (ID '000)	52 Week High	52 Week Low	Market Cap (ID'000)	Market Cap (US '000)	Note
Hotel & Tourism Sector													
Palestine Hotel	HPAL	4,470,000	18.250	-4.6%	5.8%	19.000	0.000	59,554	21.250	14.000	81,577,500	69,724	
Ishtar Hotels	HISH	1,500,000	34.250	2.2%	12.3%	34.350	32.000	335,240	35.100	22.000	51,375,000	43,910	
Babylon Hotel	HBAY	1,350,000	40.400	-2.1%	12.2%	41.500	0.000	142,382	46.580	31.000	54,540,000	46,615	
Baghdad Hotel	HBAG	1,922,000	19.000	-1.8%	-17.4%	19.000	0.000	58,747	39.000	16.800	36,518,000	31,212	
National for Tourist Investments	HNTI	2,755,000	20.000	-3.4%	0.0%	20.600	0.000	16,777	26.850	17.500	55,100,000	47,094	
Ashour Hotel	HASH	376,369	12.400	1.1%	-31.1%	12.400	0.000	15,655	18.000	9.000	4,666,976	3,989	
Tourist Village of Mosul dam	HTVM	40,000	31.500	-1.6%	-30.0%	32.000	0.000	4,075	45.000	6.000	1,260,000	1,077	
Karbala Hotels	HKAR	1,620,000	5.350	-1.8%	-30.5%	5.470	0.000	55,458	8.200	4.750	8,667,000	7,408	
AL-Mansour Hotel	HMAN	2,016,000	40.500	0.0%	23.7%	0.000	0.000	0	45.200	30.500	81,648,000	69,785	Suspended
Al-Sadeer Hotel	HSAD	708,000	48.100	4.6%	-3.3%	48.100	0.000	25,877	50.250	38.320	34,054,800	29,107	
Total								713,762			409,407,276	349,921	
Agriculture Sector													
AL-Therar for Agricultural Production	ATHP	2,400,000	0.400	0.0%	0.0%	0.000	0.000	0	0.000	0.000	960,000	821	Out of Trade
The Modern for Animal Agricultural Prod.	AMAP	540,000	1.800	9.1%	44.0%	2.180	1.650	31,896	2.180	0.980	972,000	831	
Al-Ahlyia for Agricultural	AAHP	575,000	1.020	9.7%	-10.5%	1.030	0.000	7,749	1.150	0.780	586,500	501	
Middle East for Production - Fish	AMEF	300,000	20.000	0.0%	263.6%	20.000	0.000	16,604	20.000	4.600	6,000,000	5,128	
Iraqi for Seed Production	AISP	2,000,000	4.000	27.8%	128.6%	4.150	0.000	17,614	4.150	1.400	8,000,000	6,838	
Iraqi For Meat production and marketing	AIPM	3,000,000	7.000	0.0%	-9.7%	0.000	0.000	0	9.900	5.250	21,000,000	17,949	Suspended
Iraqi Agricultural Products Marketng	AIRP	360,000	4.300	0.0%	36.1%	0.000	0.000	0	4.400	3.000	1,548,000	1,323	
Total								73,863			39,066,500	33,390	
Grand Total								9,214,627			3,206,126,601	2,740,279	

Source: Iraq Stock Exchange

Note: "Suspended" companies are not trading due to General Assembly Meeting or ISX / ISC Instructions.
 "Out of Trade" companies are not trading, because they haven't completed the procedures to start electronic trading yet.