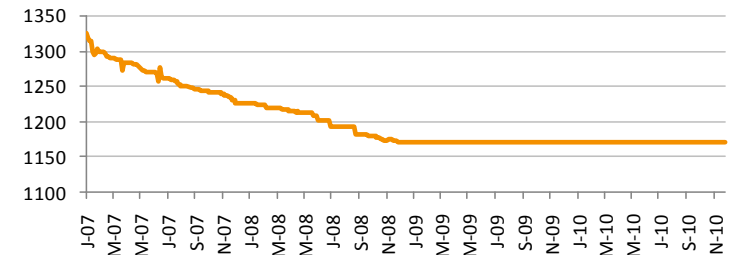
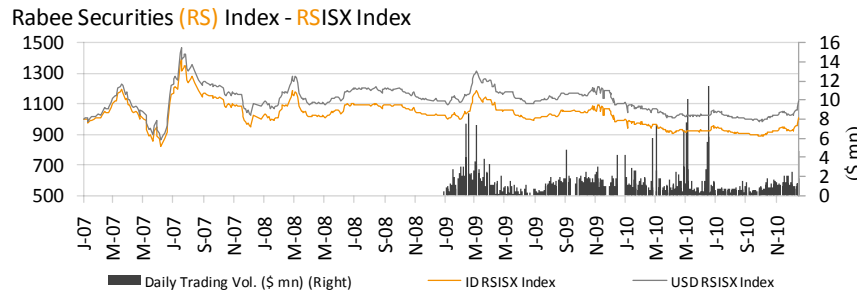


Weekly Value Traded

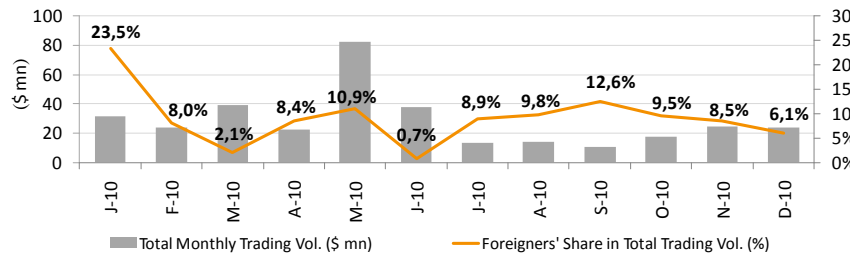
ID11,897,220,000

Iraqi Dinar Value

1USD=1170



Total Monthly Trading Vol. (\$ mn) & Share of Foreign Transaction in Total T. Vol. (%)



Best Performers - Weekly

Code	Price (ID)	Price Chn/w
BROI	2.450	32.4%
IMPI	3.840	31.5%
SNUC	3.500	20.7%
IIEW	3.550	16.4%
HTVM	36.300	13.4%

Worst Performers - Weekly

Code	Price (ID)	Price Chn/w
AISP	2.500	-34.2%
IKFP	2.590	-26.0%
VQUF	0.810	-9.0%
AMAP	1.460	-5.8%
VWIF	1.950	-4.9%

RSISX Index Vs. Neighbour Market S.E.

Market	Index Close	Weekly Chg.	YTD Chg.
IRAQ (RSISX)	1,009	6.7%	1.7%
EGYPT	6,951	0.7%	12.0%
KUWAIT	6,882	0.4%	-1.8%
SAUDI	6,610	1.7%	8.0%
MUSCAT	6,754	1.8%	6.0%
QATAR	8,628	-1.2%	24.0%
DUBAI	1,631	-0.5%	-9.6%
ABUDHABI	2,706	-0.4%	-1.4%
BAHRAIN	1,411	-1.1%	-2.6%
TURKEY	66,267	4.3%	25.4%
IRAN	18,399	-0.1%	64.2%

Top 5 Traded Volume - Weekly

Code	Price (ID)	Trading Vol. (ID mn)/w	Trad. Vol. (\$mn)/w
BMFI	0.910	3,759	3.2
BBOB	1.790	1,418	1.2
HISH	36.000	683	0.6
BUND	1.760	490	0.4
BGUC	0.900	475	0.4

By the end of the week, 45 companies were able to trade in this session, and 22 companies were unable to do so mainly due to their General Assembly Meeting or ISX / ISC Instructions.

The dinar remained stable for the week, trading at 1170 to the dollar. Volumes for the week reached ID11.9bln (\$10.2mn), and the numbers of shares

traded reached 8.3bln, with the banking sector experiencing the highest volume and turnover.

Foreigners executed total 549 transactions this week. They executed 548 buying transactions amounted at ID2.0bln (\$1.7mn) and one selling transaction amounted at ID7.3mn (\$6.2ths). Thus, net purchases of foreigners reached ID2.0bln (\$1.7mn), while their share in total trading volume was 8.6%.

News from Iraq

Politics

- The cabinet line-up announced on Monday by Prime Minister Nouri al-Maliki. The new Iraqi government will consist of 42 ministers, including state ministers, a members of the National Coalition Ali al-Dabbagh said on Monday. (Aswat Al-Iraq)
- Iraq's new Council of Ministers has held its first meeting on Wednesday, concentrated to present Prime Minister, Nouri al-Maliki and members of his new cabinet, Member of the National Coalition, Mohammed Seyhoud al-Saadoun said. (Aswat Al-Iraq)
- U.S. Vice President Joseph Biden congratulated on Tuesday Prime Minister Nouri al-Maliki for forming the new government. (Aswat Al-Iraq)
- Georgian Ambassador to Iraq said on Wednesday that his country would opened its embassy in Baghdad and would send consuls to central and southern Iraq.
- Prime Minister of Iraq's Kurdistan region, Barham Saleh, discussed on Wednesday with Polish Ambassador to Iraq, Stanislaw Smolen, expanding bilateral relations, according to a statement of his office. (Aswat Al-Iraq)

Economics

- Iraq's core annual inflation slipped to 3.1% in November from 3.2% in October and is likely to be at a similar level in December, a central bank official said on Tuesday. (Iraq Directory)
- The daily oil production in Iraq rose to 2.5mn barrels, the biggest since 2003, spokesman of the oil ministry said on Wednesday. (Aswat Al-Iraq)
- North Iraq's Kurdistan Regional Government has expressed readiness to export the quantity of oil, assigned by the Central Government in Baghdad, in its general budget's draft-law, but such decision is liable to the Kurdish demands related to the settlement of the difference in this regard with the Central government, according to Kurdistan Government's Natural Resources Ministry's Advisor on Monday. (Aswat Al-Iraq)
- The World Bank has granted Iraq a \$90mn credit to carry out projects, carried out by the Ministry of Housing & Reconstruction in different parts of the country, according to a Ministry statement on Tuesday. (Aswat Al-Iraq)

ISX – Recent Company Announcements

- Modern Construction Materials Ind. (IMCM) will resume trading on January 4th, 2010 after completing the procedures to increase its capital from ID2.2bln (\$2.7mn) to ID3.8bln (\$3.2mn) through 67.6% rights issue.
- Baghdad Soft Drinks (IBSD) resumed trading on December 23rd, 2010 after completing to increase its paid-in capital from ID105bln (\$90mn) to ID125bln (\$107mn) through 14% rights issue and 5% bonus issue. IBSD shares were not trading due the GA and capital increase process since June 11th, 2010.

For any inquiries, contact:

Research
Aysegul Ozge Ozgur
aogur@rabeesecurities.com

Trading
trading@rabeesecurities.com

Address: 903/14/19

Karada

Baghdad-Iraq

Tel: +964 1 7180 696

info@rabeesecurities.com

RS Bloomberg page: <RSIQ>

DISCLAIMER

This publication may not be reproduced, modified, or re-disseminated in whole or in part without the prior written permission of Rabee Securities. The information provided herein is of a general nature and for informational purposes only and is not intended to serve as an offer or solicitation with respect to the purchase or sale of any security, or as a recommendation to adopt any particular trading strategy. Such information is subject to change without prior notice. Although Rabee Securities obtains information from sources it considers reliable, Rabee Securities makes no representations or warranties, express or implied, as to the information's accuracy or completeness. Furthermore, such information may be incomplete or condensed. Rabee Securities, its affiliates, directors, employees, assigns, agents, and successors bear no liability for any errors or omissions in this publication or for any losses arising from the use of or reliance upon this information. This limitation on liability applies to direct, indirect, consequential, special, punitive, or other damages, as well as damages for loss of profits or business interruption. Investors shall bear all responsibility for investment decisions taken on the basis of the contents of this report. Rabee Securities strongly advises potential investors to seek financial guidance when determining whether an investment is appropriate to their needs. All estimates included in this report constitute Rabee Securities' opinion as of the date published on the report and are subject to change without notice.

Performance of Traded Shares

Code	Paid-in Capital		Closing Price	Market Cap		Wk. Closing % Change	YTD % Change	Intra Week		Wk. Turnover (ID'000)	52 Week		P/E		P/BV		Dividend (%)		Net Profit (ID mn)		BV (ID mn)		Note	
	(ID mn)	(\$ mn)		(ID mn)	(\$ mn)			High	Low		High	Low	FY08	FY09	FY08	FY09	2008*	2009**	FY08	FY09	FY08	FY09		
Banking Sector																								
Commercial Bank of Iraq	BCOI	60,000	51.3	1.39	83,400	71.3	0.0%	-10.3%	0.00	0.00	0	1.59	1.30	47.7	21.8	1.2	1.0	-	-	1,749	3,832	67,053	84,151	Suspended
Bank of Baghdad	BBOB	100,000	85.5	1.79	179,000	153.0	11.9%	-6.8%	1.81	1.62	1,417,632	2.14	1.18	8.4	11.3	1.9	1.6	-	-	21,417	15,802	93,342	109,170	-
Iraqi Islamic Bank	BIIB	51,192	43.8	0.90	46,073	39.4	7.1%	-14.3%	0.90	0.00	139,966	1.00	0.75	m.d.	91.1	1.8	0.9	-	-	-325	506	25,436	51,658	-
Iraqi Middle East Investment Bank	BIME	66,000	56.4	1.10	72,600	62.1	0.0%	-42.7%	0.00	0.00	0	1.99	0.80	5.2	6.2	1.1	1.0	-	-	13,952	11,707	63,840	75,547	Suspended
Investment Bank of Iraq	BIBI	50,400	43.1	1.24	62,496	53.4	0.0%	0.8%	0.00	0.00	0	1.33	0.83	7.7	13.6	1.3	1.0	-	-	8,083	4,595	47,046	62,522	Suspended
National Bank of Iraq	BNOI	50,000	42.7	0.81	40,500	34.6	1.3%	-6.9%	0.82	0.00	11,606	0.90	0.78	12.9	69.1	1.3	0.8	-	-	3,135	586	31,081	51,767	-
Credit Bank of Iraq	BROI	100,000	85.5	2.45	245,000	209.4	32.4%	4.3%	2.45	1.85	150,239	2.45	1.20	14.2	32.3	2.6	2.2	-	-	17,194	7,592	93,070	111,913	-
Dar Essalaam Investment Bank	BDSI	72,000	61.5	6.10	439,200	375.4	1.7%	-11.6%	6.10	6.00	336,307	7.10	1.38	25.5	44.5	7.3	6.8	-	-	17,196	9,880	59,854	65,036	-
Sumer Commercial Bank	BSUC	70,000	59.8	0.81	56,700	48.5	0.0%	-18.2%	0.00	0.00	0	0.99	0.81	65.5	11.1	1.1	1.0	-	-	865	5,091	49,752	59,249	Suspended
Babylon Bank	BBAY	50,000	42.7	0.87	43,500	37.2	-2.2%	-33.1%	0.90	0.85	129,741	1.30	0.85	7.9	11.9	1.1	0.8	-	-	5,537	3,657	39,636	55,363	-
Economy Bank for Investment	BEFI	76,000	65.0	1.30	98,800	84.4	0.0%	-29.7%	0.00	0.00	0	1.90	1.30	6.9	15.5	2.3	1.2	-	-	14,295	6,387	43,519	84,589	Suspended
Gulf Commercial Bank	BGUC	56,990	48.7	0.90	51,291	43.8	1.1%	-25.0%	0.91	0.88	475,242	1.25	0.84	3.4	6.4	1.2	0.9	-	-	15,112	7,957	41,050	60,055	-
Warka Bank for Investment	BWAI	75,000	64.1	1.26	94,500	80.8	0.0%	-9.4%	0.00	0.00	0	1.45	1.21	5.7	3.4	1.2	1.0	-	-	16,691	27,999	80,140	94,950	Suspended
Mosul Bank	BMFI	50,000	42.7	0.91	45,500	38.9	-1.1%	-18.0%	0.94	0.89	3,759,220	1.16	0.83	7.1	6.5	1.2	0.8	-	-	6,449	6,989	37,157	59,674	-
Union Bank of Iraq	BUOI	50,000	42.7	0.90	45,000	38.5	0.0%	0.0%	0.90	0.00	7,596	1.15	0.79	31.6	16.1	1.6	0.8	-	-	1,425	2,795	27,959	54,016	-
North Bank	BNOR	100,000	85.5	2.00	200,000	170.9	0.0%	0.0%	0.00	0.00	0	2.10	0.83	13.9	11.2	1.7	1.6	-	9.2%	14,370	17,816	117,821	126,685	Suspended
Kurdistan International Bank	BKUI	100,000	85.5	1.42	142,000	121.4	8.4%	-23.2%	1.47	0.00	174,438	1.95	1.22	12.6	10.7	2.1	1.8	-	-	11,313	13,233	66,601	77,934	-
Ashur Bank	BASH	66,700	57.0	0.88	58,696	50.2	-1.1%	-29.6%	0.90	0.88	28,141	1.25	0.82	6.2	6.0	1.0	0.8	-	-	9,469	9,846	59,561	69,303	-
Mansour Bank	BMNS	75,000	64.1	1.40	105,000	89.7	4.5%	7.7%	1.42	1.28	224,161	1.90	1.17	9.8	24.1	1.4	1.3	-	-	10,718	4,356	76,255	81,006	-
United Bank for Investment	BUND	150,000	128.2	1.76	264,000	225.6	-1.7%	6.0%	1.84	1.76	489,808	2.00	1.50	m.d.	18.8	11.2	2.3	-	-	-711	14,025	23,646	112,678	-
Dijla and Furat Bank	BDFD	50,000	42.7	0.71	35,500	30.3	-1.4%	-29.0%	0.75	0.70	25,258	1.10	0.69	19.7	6.8	0.7	0.6	-	-	1,806	5,254	50,101	55,355	-
Total					2,408,756	2,058.8					7,369,355													
Insurance Sector																								
Al-Ameen Insurance	NAME	1,000	0.9	1.35	1,350	1.2	2.3%	22.7%	1.35	0.00	7,132	1.35	1.05	4.6	9.4	0.9	0.8	-	-	297	143	1,519	1,645	-
Dar Essalaam Insurance	NDSA	2,200	1.9	4.35	9,570	8.2	2.1%	74.0%	4.35	0.00	48,414	4.70	1.40	45.4	45.1	3.6	3.3	-	10.0%	211	212	2,630	2,891	-
Ahliya Insurance	NAHF	1,508	1.3	1.13	1,704	1.5	-1.7%	13.0%	1.16	0.00	5,307	1.28	1.05	9.3	7.7	1.0	0.9	-	-	183	221	1,786	1,998	-
Al-Hamraa Insurance	NHAM	1,500	1.3	1.50	2,250	1.9	0.0%	50.0%	1.50	0.00	1,200	1.60	0.92	3.9	6.7	1.7	1.4	-	-	572	335	1,332	1,646	-
Gulf Insurance and Reinsurance	NGIR	1,000	0.9	1.44	1,440	1.2	0.0%	10.8%	0.00	0.00	0	2.00	1.10	90.3	40.9	1.4	1.3	-	-	16	35	1,064	1,095	Suspended
Total					16,314	13.9					62,052													
Investment Sector																								
Al-Kheir Financial Investment	VKHF	7,000	6.0	0.39	2,730	2.3	0.0%	-61.0%	0.00	0.00	0	0.99	0.37	4.6	34.8	0.3	0.3	-	-	587	78	7,854	7,933	-
Al-Ameen Financial Investment	VAMF	750	0.6	0.90	675	0.6	0.0%	-5.3%	0.00	0.00	0	1.00	0.90	m.d.	15.5	1.2	1.0	-	-	-275	43	545	670	-
Al-Ayaam Financial Investment	VAYF	400	0.3	1.00	400	0.3	0.0%	0.0%	0.00	0.00	0	1.00	0.95	169.8	7.7	1.7	1.0	-	-	2	52	242	383	-
AL-Wiaam Financial Investment	VWIF	1,250	1.1	1.95	2,438	2.1	-4.9%	-32.8%	1.95	0.00	59	2.75	1.95	m.d.	6.8	1.8	1.5	-	-	-34	361	1,357	1,630	-
Mesopotamia Investment	VMES	1,000	0.9	1.00	1,000	0.9	0.0%	5.3%	0.00	0.00	0	1.00	0.99	125.0	138.1	1.0	1.0	-	-	8	7	968	975	Suspended
Al-Qum'a for Financial Investment	VQUF	1,000	0.9	0.81	810	0.7	-9.0%	-59.5%	0.89	0.00	1,826	2.00	0.80	m.d.	19.5	1.5	1.4	-	-	-10	42	533	564	-
Al-Khaima Financial Investment	VKHA	400	0.3	1.00	400	0.3	0.0%	0.0%	0.00	0.00	0	1.00	0.89	116.5	4.9	1.4	0.9	-	-	3	82	295	455	-
Al-Zawraa for Financial Investment	VZAF	1,000	0.9	1.10	1,100	0.9	10.0%	22.2%	1.10	0.00	77,519	1.12	0.75	24.2	55.0	1.0	1.0	-	-	46	20	1,100	1,129	-
AL-Batek for Financial Investment	VBAT	1,000	0.9	0.93	930	0.8	0.0%	-7.0%	0.00	0.00	0	1.00	0.93	11.1	14.1	0.9	0.9	7.8%	8.0%	84	66	1,041	1,044	Suspended
Total					10,483	9.0					79,403													

Source: Iraq Stock Exchange

Performance of Traded Shares

Code	Paid-in Capital (ID mn) (\$ mn)		Closing Price	Market Cap (ID mn) (\$ mn)		Wk. Closing % Change	YTD % Change	Intra Week High Low		Wk. Turnover (ID'000)	52 Week High Low		P/E FY08 FY09		P/BV FY08 FY09		Dividend (%) 2008* 2009**		Net Profit (ID mn) FY08 FY09		BV (ID mn) FY08 FY09		Note	
	ID mn	\$ mn		ID mn	\$ mn			High	Low		High	Low	FY08	FY09	FY08	FY09	2008*	2009**	FY08	FY09	FY08	FY09		
Services Sector																								
Kharkh Tour Amusement City	SKTA	99	0.1	14.00	1,386	1.2	0.0%	154.5%	0.00	0.00	0	17.95	5.00	m.d.	172.9	9.9	9.4	-	-	1	8	139	148	-
Mosul for Funfairs	SMOF	230	0.2	30.50	7,000	6.0	-1.5%	111.8%	31.00	0.00	31,760	41.00	17.28	34.5	20.6	17.8	9.6	50.0%	-	203	340	393	729	-
Mamoura Realstate Investment	SMRI	11,726	10.0	2.31	27,087	23.2	0.0%	-22.7%	2.40	2.26	464,480	3.00	1.20	27.6	24.6	3.7	3.2	-	-	981	1,101	7,372	8,529	-
Al-Ameen Estate Investment	SAEI	6,960	5.9	3.06	21,298	18.2	7.4%	24.9%	3.10	0.00	6,722	3.10	0.96	m.d.	m.d.	3.0	3.0	-	-	-5	-37	6,994	7,001	-
AL-Nukhba General Contracting	SNUC	1,600	1.4	3.50	5,600	4.8	20.7%	-30.0%	3.50	0.00	17,449	5.00	1.45	18.0	27.8	2.8	3.0	-	20.0%	310	201	1,977	1,858	-
Iraqi Land Transport	SILT	3,400	2.9	14.55	49,470	42.3	0.0%	22.3%	0.00	0.00	0	15.90	0.74	28.5	14.9	4.9	4.2	-	-	1,734	3,317	10,088	11,908	Suspended
Baghdad Passengers Transport	SBPT	160	0.1	25.00	4,000	3.4	0.0%	37.0%	25.00	0.00	3,659	30.00	17.00	m.d.	11.6	14.2	6.4	-	10.0%	14	346	281	623	-
Iraqi for General Transportation	SIGT	1,500	1.3	7.21	10,815	9.2	0.0%	0.0%	0.00	0.00	0	0.00	0.00	m.d.	m.d.	m.d.	m.d.	32.0%	-	n.a.	n.a.	n.a.	n.a.	Suspended
AL-Badia General Trans	SBAG	900	0.8	13.25	11,925	10.2	0.0%	60.6%	0.00	0.00	0	26.00	8.00	8.8	11.5	5.1	3.7	50.0%	50.0%	1,356	1,033	2,326	3,260	Suspended
Baghdad Motor cars Servicing	SBMC	1,080	0.9	1.73	1,868	1.6	0.0%	-19.5%	0.00	0.00	0	4.23	1.25	m.d.	m.d.	9.7	m.d.	-	-	-38	n.a.	193	n.a.	Suspended
Total					140,449	120.0					524,070													
Industry Sector																								
Nineveh Food Industries	INFI	3,600	3.1	1.10	3,960	3.4	7.8%	0.0%	1.11	0.00	3,659	1.40	1.00	m.d.	m.d.	1.3	1.4	-	-	n.a.	n.a.	3,010	2,897	-
Al-Mansour Pharmaceuticals Industries	IMAP	2,500	2.1	2.76	6,899	5.9	-2.1%	6.2%	2.84	0.00	21,165	3.16	2.00	25.4	19.4	2.9	2.4	9.0%	-	272	356	2,390	2,894	-
Modern Sewing	IMOS	1,800	1.5	0.74	1,332	1.1	0.0%	-32.7%	0.00	0.00	0	1.18	0.72	m.d.	m.d.	1.0	1.2	-	-	-229	-160	1,293	1,152	Suspended
Iraqi For Tufted Carpets &Floor	IITC	500	0.4	4.80	2,400	2.1	0.0%	4.3%	4.80	0.00	196	5.85	0.67	12.7	9.5	1.5	1.4	25.0%	25.0%	188	253	1,609	1,763	-
Northern Soft Drinks and Mineral Water	INSD	31,875	27.2	0.70	22,313	19.1	-4.1%	-26.3%	0.74	0.70	363,559	1.14	0.52	m.d.	m.d.	0.7	0.7	-	-	95	-1,557	32,995	31,438	-
Eastern Brewery	IEAB	8,845	7.6	0.77	6,811	5.8	0.0%	-30.0%	0.00	0.00	0	1.30	0.75	m.d.	m.d.	2.3	m.d.	-	-	-118	n.a.	2,923	n.a.	Suspended
Baghdad for Packing Materials	IBPM	270	0.2	8.20	2,214	1.9	2.5%	-6.8%	8.20	0.00	681	8.50	7.25	147.8	m.d.	7.0	7.5	-	-	15	-18	315	295	-
Modern Chemical Industries	IMCI	60	0.1	55.00	3,300	2.8	0.0%	-20.3%	0.00	0.00	0	69.00	55.00	75.2	44.0	11.5	10.9	100.0%	100.0%	44	75	287	302	-
Baghdad Soft Drinks	IBSD	125,000	106.8	1.10	137,500	117.5	4.8%	-12.7%	1.10	0.00	60,230	1.22	1.05	m.d.	23.7	1.3	1.1	-	-	-39	5,803	107,611	122,638	-
Iraqi Date Processing and Marketing	IIDP	6,337	5.4	2.00	12,674	10.8	0.0%	0.0%	0.00	0.00	0	0.00	2.35	m.d.	m.d.	1.7	m.d.	-	-	-787	n.a.	7,435	n.a.	Suspended
Al-Hilal Industries	IHLI	12,375	10.6	1.16	14,355	12.3	1.8%	-32.9%	1.19	1.13	288,823	1.75	0.90	m.d.	m.d.	m.d.	153.6	-	-	-2,153	-1,034	-561	93	-
The Light Industries	ITLI	16,800	14.4	1.16	19,488	16.7	0.0%	-49.3%	1.20	1.14	320,415	2.07	0.89	m.d.	m.d.	7.4	3.4	-	-	-3,167	-3,450	2,624	5,686	-
National Chemical &Plastic Industries	INCP	7,594	6.5	4.30	32,653	27.9	11.7%	14.7%	4.30	3.48	160,225	4.80	2.30	m.d.	m.d.	4.9	5.6	-	-	-2,248	-1,188	6,620	5,838	-
Electronic Industries	IELI	12,000	10.3	3.16	37,920	32.4	0.0%	0.0%	0.00	0.00	0	0.00	0.00	m.d.	m.d.	m.d.	m.d.	-	-	n.a.	n.a.	n.a.	n.a.	Suspended
AL- Kindi for Production of Veterinary	IKLV	2,400	2.1	2.89	6,936	5.9	2.8%	34.4%	2.97	2.78	185,304	3.71	1.74	m.d.	18.3	4.7	2.3	-	-	32	378	1,463	3,072	-
Fallujah Construction Materials	IFCM	1,080	0.9	3.75	4,050	3.5	-2.1%	-23.8%	4.10	3.55	235,816	5.47	2.46	m.d.	65.7	10.1	4.8	-	-	-115	62	403	848	-
Iraqi Engineering Works	IIEW	1,000	0.9	3.55	3,550	3.0	16.4%	47.3%	3.55	0.00	9,162	3.55	2.00	119.1	m.d.	4.2	4.1	25.0%	-	30	2	849	870	-
Al-khazer for Construction Materials	IKHC	1,100	0.9	3.10	3,410	2.9	3.3%	3.3%	3.10	0.00	3,919	3.65	1.95	m.d.	43.3	3.5	3.1	-	-	-67	79	976	1,110	-
Kirkuk for Producing	IKFP	744	0.6	2.59	1,927	1.6	-26.0%	-26.0%	2.75	0.00	141,568	2.75	27.00	m.d.	m.d.	24.5	22.2	-	-	-52	7	79	87	-
Modern Paint Industries	IMPI	9,214	7.9	3.84	35,381	30.2	31.5%	29.7%	3.84	2.97	73,849	3.84	1.50	m.d.	m.d.	3.2	3.5	-	-	-522	-1,132	11,105	9,980	-
National Metallic Industries and Bicycles	IMIB	5,000	4.3	2.70	13,500	11.5	8.0%	-11.5%	2.80	2.52	48,166	3.25	1.70	7.6	82.4	1.6	1.9	7.5%	10.0%	1,772	164	8,475	7,200	-
Ready Made Clothes	IRMC	720	0.6	2.41	1,735	1.5	0.0%	-49.3%	0.00	0.00	0	4.25	0.77	5.0	m.d.	2.0	3.3	40.0%	10.0%	345	-415	849	519	Suspended
Iraqi for Carton Manufacturies	IICM	3,795	3.2	1.46	5,541	4.7	-3.9%	-43.8%	1.52	1.46	100,952	2.35	1.22	m.d.	m.d.	m.d.	14.4	-	-	-962	-677	-215	385	-
Modern Construction Materials Industry	IMCM	2,236	1.9	1.20	2,683	2.3	0.0%	71.4%	0.00	0.00	0	1.47	0.80	m.d.	m.d.	1.9	1.5	-	-	-74	-367	1,431	1,846	Suspended
Nationality Household Furniture Industry	IHFI	1,260	1.1	1.66	2,092	1.8	0.6%	-7.8%	1.75	0.00	6,108	1.85	1.35	m.d.	33.4	1.5	1.4	-	-	-236	63	1,385	1,465	-
Total					384,623	328.7					2,023,797													

Source: Iraq Stock Exchange

Performance of Traded Shares

	Code	Paid-in Capital		Closing Price	Market Cap		Wk. Closing % Change	YTD % Change	Intra Week		Wk. Turnover (ID'000)	52 Week		P/E		P/BV		Dividend (%)		Net Profit (ID mn)		BV (ID mn)		Note
		(ID mn)	(\$ mn)		(ID mn)	(\$ mn)			High	Low		High	Low	FY08	FY09	FY08	FY09	2008*	2009**	FY08	FY09	FY08	FY09	
Hotel & Tourism Sector																								
Palestine Hotel	HPAL	4,470	3.8	19.60	87,612	74.9	2.9%	13.6%	20.25	19.19	243,366	21.25	14.00	m.d.	m.d.	22.6	30.5	-	-	-724	-1,159	3,876	2,873	-
Ishtar Hotels	HISH	1,500	1.3	36.00	54,000	46.2	8.8%	18.0%	36.00	32.50	682,769	36.00	18.00	m.d.	m.d.	30.4	57.5	-	-	-887	-863	1,776	940	-
Babylon Hotel	HBAY	1,350	1.2	40.60	54,810	46.8	0.5%	12.8%	42.00	0.00	111,666	46.58	13.00	m.d.	m.d.	m.d.	149.9	-	-	-540	-158	243	366	-
Baghdad Hotel	HBAG	1,922	1.6	19.70	37,863	32.4	2.3%	-14.3%	20.00	0.00	21,669	39.00	3.00	m.d.	m.d.	16.6	26.2	-	-	-531	-833	2,278	1,445	-
National for Tourist Investments	HNTI	2,755	2.4	20.50	56,478	48.3	7.3%	2.5%	22.20	18.95	156,606	26.85	10.00	136.5	109.0	17.7	14.8	-	-	414	518	3,184	3,817	-
Ashour Hotel	HASH	376	0.3	13.00	4,893	4.2	3.2%	-27.8%	13.30	0.00	23,609	18.00	9.00	m.d.	m.d.	19.1	19.1	-	-	-37	-12	256	256	-
Tourist Village of Mosul dam	HTVM	40	0.0	36.30	1,452	1.2	13.4%	-19.3%	36.30	0.00	3,515	39.50	3.00	m.d.	m.d.	m.d.	m.d.	150.0%	-	-62	-100	-42	-135	-
Karbala Hotels	HKAR	1,620	1.4	5.80	9,396	8.0	-1.7%	-24.7%	6.00	5.50	25,807	7.80	4.75	m.d.	m.d.	10.4	5.5	-	-	22	-1	907	1,715	-
AL-Mansour Hotel	HMAN	2,923	2.5	38.39	112,214	95.9	10.5%	17.2%	38.40	34.00	429,566	45.20	22.00	m.d.	99.8	47.8	32.2	-	-	114	1,124	2,346	3,482	-
Al-Sadeer Hotel	HSAD	708	0.6	51.50	36,462	31.2	9.6%	3.5%	51.50	48.00	81,887	51.50	3.00	m.d.	106.4	55.3	36.1	-	-	3	343	660	1,011	-
Total					455,180	389.0					1,780,459													
Agriculture Sector																								
AL-Therar for Agricultural Production	ATHP	2,400	2.1	0.40	960	0.8	0.0%	0.0%	0.00	0.00	0	0.00	0.00	2.7	2.3	1.0	1.7	-	-	350	423	981	558	Out of Trade
The Modern for Animal Agricultural Prod.	AMAP	540	0.5	1.46	788	0.7	-5.8%	16.8%	1.55	0.00	722	2.18	0.98	19.2	28.1	0.3	0.3	-	-	41	28	2,969	2,939	-
Al-Ahlyia for Agricultural	AAHP	575	0.5	1.10	633	0.5	0.0%	-3.5%	1.12	0.00	1,904	1.15	0.78	m.d.	m.d.	1.1	1.3	-	-	-65	-81	565	483	-
Middle East for Production - Fish	AMEF	300	0.3	20.00	6,000	5.1	0.0%	263.6%	20.00	0.00	39,147	20.00	2.00	115.2	69.0	14.3	11.7	20.0%	-	52	87	420	514	-
Iraqi for Seed Production	AISP	2,000	1.7	2.50	5,000	4.3	-34.2%	42.9%	3.42	2.50	14,910	4.15	1.49	m.d.	21.7	10.4	6.8	-	-	-514	230	481	734	Suspended
Iraqi For Meat production and marketing	AIPM	3,000	2.6	7.00	21,000	17.9	0.0%	-9.7%	0.00	0.00	0	9.90	5.25	m.d.	m.d.	3.8	3.8	-	-	-665	-194	5,573	5,455	-
Iraqi Agricultural Products Marketng	AIRP	360	0.3	4.65	1,674	1.4	3.3%	47.2%	4.75	0.00	1,400	4.75	3.00	18.0	16.9	2.2	1.8	-	20.0%	93	99	764	931	Suspended
Total					36,055	30.8					58,083													
Grand Total					3,451,858	2,950.3					11,897,220													

Source: Iraq Stock Exchange

Note: "Suspended" companies are not trading due to General Assembly Meeting or ISX / ISC Instructions.

"Out of Trade" companies are not trading, because they haven't completed the procedures to start electronic trading yet.