

**For any inquiries, contact:**

**Research**

**Aysegul Ozge Ozgur**

[aozgur@rabeesecurities.com](mailto:aozgur@rabeesecurities.com)

**Trading**

[trading@rabeesecurities.com](mailto:trading@rabeesecurities.com)

Address: 903/14/19

Karada

Baghdad-Iraq

Tel: +964 1 7180 696

[info@rabeesecurities.com](mailto:info@rabeesecurities.com)

**RS Bloomberg page: <RSIQ>**

**DISCLAIMER**

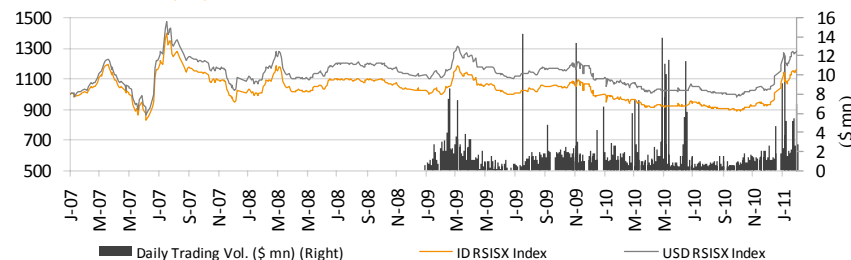
This publication may not be reproduced, modified, or re-disseminated in whole or in part without the prior written permission of Rabee Securities. The information provided herein is of a general nature and for informational purposes only and is not intended to serve as an offer or solicitation with respect to the purchase or sale of any security, or as a recommendation to adopt any particular trading strategy. Such information is subject to change without prior notice. Although Rabee Securities obtains information from sources it considers reliable, Rabee Securities makes no representations or warranties, express or implied, as to the information's accuracy or completeness. Furthermore, such information may be incomplete or condensed. Rabee Securities, its affiliates, directors, employees, assigns, agents, and successors bear no liability for any errors or omissions in this publication or for any losses arising from the use of or reliance upon this information. This limitation on liability applies to direct, indirect, consequential, special, punitive, or other damages, as well as damages for loss of profits or business interruption. Investors shall bear all responsibility for investment decisions taken on the basis of the contents of this report. Rabee Securities strongly advises potential investors to seek financial guidance when determining whether an investment is appropriate to their needs. All estimates included in this report constitute Rabee Securities' opinion as of the date published on the report and are subject to change without notice.

## Weekly Bulletin

**Weekly Value Traded**

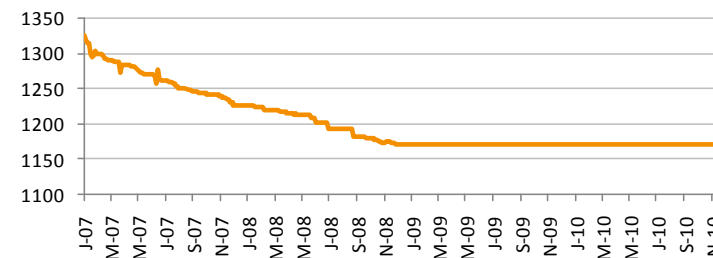
ID17,559,646,747,000

**Rabee Securities (RS) Index - RSISX Index**

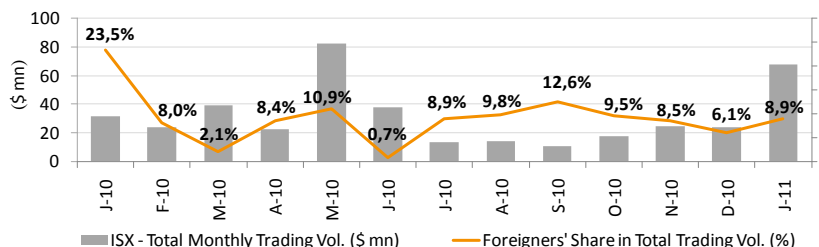


**Iraqi Dinar Value**

1USD=1170



**Total Monthly Trading Vol. (\$ mn) & Share of Foreign Transaction in Total T. Vol. (%)**



**Best Performers - Weekly**

Code	Price (ID)	Price Chn/w
AMEF	23.000	35.3%
SAEI	3.700	8.5%
SMRI	2.780	7.3%
BUND	2.750	6.6%
SBAG	13.000	5.2%

**Worst Performers - Weekly**

Code	Price (ID)	Price Chn/w
AAHP	0.950	-14.4%
IMCM	1.340	-10.7%
HSAD	43.500	-9.4%
BKUI	1.360	-8.1%
BMFI	1.210	-6.2%

**RSISX Index Vs. Neighbour Market S.E.**

Market	Index Close	Weekly Chg.	YTD Chg.
IRAQ (RSISX)	1,169	1.8%	18.8%
EGYPT	closed	-	-
KUWAIT	6,481	-1.2%	-6.0%
SAUDI	6,264	-3.4%	-5.9%
MUSCAT	6,646	-4.7%	-4.9%
QATAR	8,211	-5.7%	-9.4%
DUBAI	1,480	-7.2%	-8.1%
ABUDHABI	2,614	-2.6%	-2.6%
BAHRAIN	1,433	-2.9%	0.7%
TURKEY	61,367	-7.0%	-6.9%
IRAN	21,749	-2.0%	7.6%

**Top 5 Traded Volume - Weekly**

Code	Price (ID)	Trading Vol. (ID mn)/w	Trad. Vol. (\$mn)/w
BIME	1.360	8,464	7.2
BIBI	1.130	1,342	1.1
IBSD	1.470	1,273	1.1
BBOB	2.680	960	0.8
BGUC	1.120	848	0.7

By the end of the week, 40 companies were able to trade in this session, and 13 companies were unable to do so mainly due to their General Assembly Meeting or ISX / ISC Instructions.

The dinar remained stable for the week, trading at 1170 to the dollar. Volumes for the week reached ID17.6bln (\$15.0mn), and the numbers of shares

traded reached 12.2bln, with the banking sector experiencing the highest volume and turnover.

Foreigners executed total 843 transactions this week. They executed 818 buying transactions amounted at ID5.0bln (\$4.3mn) and 25 selling transaction amounted at ID119mn (\$102ths). Thus, net purchases of foreigners reached ID4.9bln (\$4.2mn), while their share in total trading volume was 14.6%.

**News from Iraq**

**Politics**

- Protests in Iraq and across the Arab world show the need to resolve long-standing disputes between Arabs and Kurds in northern Iraq before they turn into a conflict, the United Nations' envoy to Iraq said on Tuesday. Melkert said the United Nations was working with officials in Baghdad and Kurdistan to try to set an agenda for addressing differences, including disputes over oil revenue-sharing and the future of the city of Kirkuk. (Alsumaria TV)
- A governmental legal advisor said on Monday that the Council of Ministers has agreed upon an 80% reduction in the salaries of the three presidencies. The announcement came one day after parliament ratified the country's \$82.6bln budget for 2011. (Zawya)
- A spokesman for the Iraqiya list led by Ayad Allawi said on Monday that national partnership agreement signed by the political blocs in Erbil before the formation of the current government is being jeopardized by the autocracy of the National Coalition (NC) led by Prime Minister Nouri al-Maliki. (Zawya)
- Kuwait's Oil Minister, Sheikh Ahmed Al-Abdullah, has expressed optimism towards the bilateral relations between Iraq and Kuwait, following an official visit by Iraqi Prime Minister, Nouri al-Maliki to Kuwait last week. (Aswat Al-Iraq)

**Economics**

- Iraq's State Budget for 2011 has recorded ID96trln (\$85.7bln approx), with a deficit of ID15trln (\$13.4bln approx), along with abolishing of the personal benefits for the country's three leading Presidencies, i.e. the Presidency of the Republic, the Prime Minister's and the Parliament's special allocations, Parliament Speaker, Usama al-Nujeify said on Sunday. (Aswat Al-Iraq)
- The head of the Investment Commission in Najaf said Tuesday that nine new investment licenses that worth more than \$660mn in the areas of housing, industry, agriculture and tourism were granted. (Zawya)
- The Chairman of Nineveh Council said on Monday that a preliminary agreement has been signed with a British company to plot the reconstruction of areas of the province badly damaged by bombing in the Iraqi war. (Zawya)
- The Iraqi electricity ministry is processing 11 offers submitted by international companies to build two power stations in southern Iraq, a spokesman for the ministry said Sunday. (Iraq Directory)
- Nabucco Gas Pipeline International may revise its cost estimate for the link to ship Caspian natural gas to Europe if it has to build a connection from the Iraqi border, managing director Reinhard Mitschek said. (Iraq Directory)
- Deputy Energy Minister Mohammad Behzad Sunday voiced Iran's readiness to construct power plants in Iraq with the help of Iranian experts.

**Performance of Traded Shares**

	Code	Paid-in Capital		Closing Price	Market Cap		Wk. Closing % Change	YTD % Change	Intra Week		Wk. Turnover (ID'000)	52 Week		P/E		P/BV		Dividend (%)		Net Profit (ID mn)		BV (ID mn)		Note
		(ID mn)	(\$ mn)		(ID mn)	(\$ mn)			High	Low		High	Low	FY08	FY09	FY08	FY09	2008*	2009**	FY08	FY09	FY08	FY09	
<b>Banking Sector</b>																								
Commercial Bank of Iraq	BCOI	60,000	51.3	1.39	83,400	71.3	0.0%	0.0%	0.00	0.00	0	1.55	1.30	47.7	21.8	1.2	1.0	-	-	1,749	3,832	67,053	84,151	Suspended
Bank of Baghdad	BBOB	100,000	85.5	2.68	268,000	229.1	3.9%	49.7%	2.68	2.59	960,101	2.68	1.18	12.5	17.0	2.9	2.5	-	-	21,417	15,802	93,342	109,170	-
Iraqi Islamic Bank	BIIB	51,192	43.8	0.80	40,954	35.0	-3.6%	-11.1%	0.83	0.00	315,749	1.00	0.75	m.d.	81.0	1.6	0.8	-	-	-325	506	25,436	51,658	-
Iraqi Middle East Investment Bank	BIME	100,000	85.5	1.36	136,000	116.2	1.5%	23.6%	1.37	1.31	8,463,616	1.98	0.80	9.7	11.6	2.1	1.8	-	-	13,952	11,707	63,840	75,547	-
Investment Bank of Iraq	BIBI	75,020	64.1	1.13	84,773	72.5	0.0%	-8.9%	1.15	1.09	1,342,378	1.33	0.83	10.5	18.4	1.8	1.4	-	-	8,083	4,595	47,046	62,522	-
National Bank of Iraq	BNOI	50,000	42.7	0.91	45,500	38.9	0.0%	12.3%	0.00	0.00	0	1.01	0.78	14.5	77.6	1.5	0.9	-	-	3,135	586	31,081	51,767	Suspended
Credit Bank of Iraq	BROI	100,000	85.5	2.85	285,000	243.6	0.0%	16.3%	2.85	2.85	59,627	3.24	1.20	16.6	37.5	3.1	2.5	-	-	17,194	7,592	93,070	111,913	-
Dar Essalaam Investment Bank	BDSI	72,000	61.5	6.75	486,000	415.4	1.5%	10.7%	6.75	0.00	70,101	6.76	1.38	28.3	49.2	8.1	7.5	-	-	17,196	9,880	59,854	65,036	-
Sumer Commerical Bank	BSUC	70,000	59.8	0.81	56,700	48.5	0.0%	0.0%	0.00	0.00	0	0.95	0.81	65.5	11.1	1.1	1.0	-	-	865	5,091	49,752	59,249	Suspended
Babylon Bank	BBAY	50,000	42.7	0.96	48,000	41.0	1.1%	10.3%	0.99	0.00	146,124	1.12	0.85	8.7	13.1	1.2	0.9	-	-	5,537	3,657	39,636	55,363	-
Economy Bank for Investment	BEFI	76,000	65.0	1.55	117,800	100.7	3.3%	19.2%	1.55	0.00	160,117	1.85	1.30	8.2	18.4	2.7	1.4	-	-	14,295	6,387	43,519	84,589	-
Gulf Commercial Bank	BGUC	56,990	48.7	1.12	63,829	54.6	4.7%	24.4%	1.14	1.06	848,203	1.29	0.84	4.2	8.0	1.6	1.1	-	-	15,112	7,957	41,050	60,055	-
Warka Bank for Investment	BWAI	75,000	64.1	1.26	94,500	80.8	0.0%	0.0%	0.00	0.00	0	0.00	0.00	5.7	3.4	1.2	1.0	-	-	16,691	27,999	80,140	94,950	Suspended
Mosul Bank	BMFI	50,000	42.7	1.21	60,500	51.7	-6.2%	33.0%	1.34	1.20	614,523	1.49	0.83	9.4	8.7	1.6	1.0	-	-	6,449	6,989	37,157	59,674	-
Union Bank of Iraq	BUOI	50,000	42.7	0.95	47,500	40.6	-4.0%	5.6%	0.98	0.00	2,890	1.15	0.79	33.3	17.0	1.7	0.9	-	-	1,425	2,795	27,959	54,016	-
North Bank	BNOR	100,000	85.5	2.00	200,000	170.9	0.0%	0.0%	0.00	0.00	0	2.10	1.80	13.9	11.2	1.7	1.6	-	9.2%	14,370	17,816	117,821	126,685	Suspended
Kurdistan International Bank	BKUI	100,000	85.5	1.36	136,000	116.2	-8.1%	-4.2%	1.45	0.00	14,296	1.95	1.22	12.0	10.3	2.0	1.7	-	-	11,313	13,233	66,601	77,934	-
Ashur Bank	BASH	66,700	57.0	0.96	64,032	54.7	0.0%	9.1%	0.96	0.92	210,371	1.21	0.82	6.8	6.5	1.1	0.9	-	-	9,469	9,846	59,561	69,303	-
Mansour Bank	BMNS	75,000	64.1	1.50	112,500	96.2	-3.2%	7.1%	1.57	1.50	216,266	1.90	1.17	10.5	25.8	1.5	1.4	-	-	10,718	4,356	76,255	81,006	-
United Bank for Investment	BUND	150,000	128.2	2.75	412,500	352.6	6.6%	56.3%	2.76	2.55	340,576	2.84	1.50	m.d.	29.4	17.4	3.7	-	-	-711	14,025	23,646	112,678	-
Dijla and Furat Bank	BDFD	50,000	42.7	0.90	45,000	38.5	0.0%	26.8%	0.00	0.00	0	1.10	0.69	24.9	8.6	0.9	0.8	-	-	1,806	5,254	50,101	55,355	-
<b>Total</b>					<b>2,888,487</b>	<b>2,468.8</b>					<b>13,764,938</b>													
<b>Insurance Sector</b>																								
Al-Ameen Insurance	NAME	1,000	0.9	1.25	1,250	1.1	-0.8%	-7.4%	1.25	0.00	1,108	1.35	1.05	4.2	8.7	0.8	0.8	-	-	297	143	1,519	1,645	-
Dar Essalaam Insurance	NDSA	2,200	1.9	5.00	11,000	9.4	0.0%	14.9%	5.10	0.00	32,946	5.25	1.40	52.2	51.8	4.2	3.8	-	10.0%	211	212	2,630	2,891	-
Ahiya Insurance	NAHF	1,508	1.3	1.12	1,689	1.4	-1.8%	-0.9%	1.12	0.00	18,010	1.33	1.05	9.2	7.6	0.9	0.8	-	-	183	221	1,786	1,998	-
Al-Hamraa Insurance	NHAM	1,500	1.3	1.50	2,250	1.9	0.0%	0.0%	0.00	0.00	0	1.60	0.92	3.9	6.7	1.7	1.4	-	-	572	335	1,332	1,646	-
Gulf Insurance and Reinsurance	NGIR	1,000	0.9	1.44	1,440	1.2	0.0%	0.0%	0.00	0.00	0	2.00	1.10	90.3	40.9	1.4	1.3	-	-	16	35	1,064	1,095	Suspended
<b>Total</b>					<b>17,629</b>	<b>15.1</b>					<b>52,064</b>													
<b>Investment Sector</b>																								
Al-Kheir Financial Investment	VKHF	7,000	6.0	0.48	3,360	2.9	0.0%	23.1%	0.50	0.00	985	0.60	0.37	5.7	42.8	0.4	0.4	-	-	587	78	7,854	7,933	-
Al-Ameen Financial Investment	VAMF	750	0.6	0.88	660	0.6	0.0%	-2.2%	0.00	0.00	0	1.00	0.88	m.d.	15.2	1.2	1.0	-	-	-275	43	545	670	-
Al-Ayaam Financial Investment	VAYF	400	0.3	1.00	400	0.3	0.0%	0.0%	0.00	0.00	0	1.00	1.00	169.8	7.7	1.7	1.0	-	-	2	52	242	383	-
AL-Wiaam Financial Investment	VWIF	1,250	1.1	1.75	2,188	1.9	0.0%	-10.3%	1.80	0.00	444	2.70	1.75	m.d.	6.1	1.6	1.3	-	-	-34	361	1,357	1,630	-
Mesopotamia Investment	VMES	1,000	0.9	0.90	900	0.8	0.0%	-10.0%	0.00	0.00	0	1.00	0.90	112.5	124.3	0.9	0.9	-	-	8	7	968	975	-
Al-Qum'a for Financial Investment	VQUF	1,000	0.9	0.81	810	0.7	0.0%	0.0%	0.00	0.00	0	1.50	0.80	m.d.	19.5	1.5	1.4	-	-	-10	42	533	564	-
Al-Khaima Financial Investment	VKHA	400	0.3	1.00	400	0.3	0.0%	0.0%	0.00	0.00	0	1.00	1.00	116.5	4.9	1.4	0.9	-	-	3	82	295	455	-
Al-Zawraa for Financial Investment	VZAF	1,000	0.9	1.10	1,100	0.9	4.8%	0.0%	1.10	0.00	40,503	1.12	0.75	24.2	55.0	1.0	1.0	-	-	46	20	1,100	1,129	-
AL- Batek for Financial Investment	VBAT	1,000	0.9	0.92	920	0.8	0.0%	-1.1%	0.00	0.00	0	1.00	0.92	11.0	13.9	0.9	0.9	7.8%	8.0%	84	66	1,041	1,044	-
<b>Total</b>					<b>10,738</b>	<b>9.2</b>					<b>41,932</b>													

Source: Iraq Stock Exchange

**Performance of Traded Shares**

	Code	Paid-in Capital (ID mn) (\$ mn)		Closing Price	Market Cap (ID mn) (\$ mn)		Wk. Closing % Change	YTD % Change	Intra Week High Low		Wk. Turnover (ID'000)		52 Week High Low		P/E FY08 FY09		P/BV FY08 FY09		Dividend (%) 2008* 2009**		Net Profit (ID mn) FY08 FY09		BV (ID mn) FY08 FY09		Note		
<b>Services Sector</b>																											
Kharkh Tour Amusement City	SKTA	99	0.1	14.25	1,411	1.2	0.0%	1.8%	0.00	0.00	0	17.95	6.51	m.d.	176.0	10.1	9.5	-	-	1	8	139	148	-	-	-	
Mosul for Funfairs	SMOF	230	0.2	27.00	6,197	5.3	-5.1%	-11.5%	28.50	0.00	6,603	41.00	19.25	30.5	18.2	15.8	8.5	50.0%	-	203	340	393	729	-	-	-	
Mamoura Real Estate Investment	SMRI	11,726	10.0	2.78	32,598	27.9	7.3%	20.3%	2.78	2.58	561,209	2.80	1.20	33.2	29.6	4.4	3.8	-	-	981	1,101	7,372	8,529	-	-	-	
Al-Ameen Estate Investment	SAEI	6,960	5.9	3.70	25,752	22.0	8.5%	20.9%	3.75	0.00	955	3.75	0.96	m.d.	m.d.	3.7	3.7	-	-	-5	-37	6,994	7,001	-	-	-	
AL-Nukhba General Contracting	SNUC	1,600	1.4	3.75	6,000	5.1	-0.3%	7.1%	3.75	0.00	23,178	3.85	1.45	19.3	29.8	3.0	3.2	-	20.0%	310	201	1,977	1,858	-	-	-	
Iraqi Land Transport	SILT	3,400	2.9	14.55	49,470	42.3	0.0%	0.0%	0.00	0.00	0	15.90	0.74	28.5	14.9	4.9	4.2	-	-	1,734	3,317	10,088	11,908	Suspended	-	-	
Baghdad Passengers Transport	SBPT	160	0.1	25.89	4,142	3.5	0.0%	3.6%	25.89	0.00	4,758	30.00	24.10	m.d.	12.0	14.8	6.7	-	10.0%	14	346	281	623	-	-	-	
Iraqi for General Transportation	SIGT	1,500	1.3	7.21	10,815	9.2	0.0%	0.0%	0.00	0.00	0	0.00	0.00	m.d.	m.d.	m.d.	m.d.	32.0%	-	n.a.	n.a.	n.a.	n.a.	Suspended	-	-	-
AL-Badia General Trans	SBAG	1,350	1.2	13.00	17,550	15.0	5.2%	-1.9%	13.25	12.35	171,652	26.00	9.70	12.9	17.0	7.5	5.4	50.0%	50.0%	1,356	1,033	2,326	3,260	-	-	-	
Baghdad Motor cars Servicing	SBMC	1,080	0.9	2.20	2,376	2.0	0.9%	27.2%	2.30	0.00	5,739	4.23	1.25	m.d.	m.d.	12.3	m.d.	-	-	-38	n.a.	193	n.a.	-	-	-	
<b>Total</b>					<b>156,311</b>	<b>133.6</b>					<b>774,093</b>																
<b>Industry Sector</b>																											
Nineveh Food Industries	INFI	3,600	3.1	1.05	3,780	3.2	2.9%	-4.5%	1.06	0.00	6,888	3.54	1.00	m.d.	m.d.	1.3	1.3	-	-	n.a.	n.a.	3,010	2,897	-	-	-	-
Al-Mansour Pharmaceuticals Industries	IMAP	2,500	2.1	3.85	9,624	8.2	-1.3%	39.5%	4.20	3.84	35,806	4.20	2.00	35.4	27.0	4.0	3.3	9.0%	-	272	356	2,390	2,894	-	-	-	-
Modern Sewing	IMOS	1,800	1.5	0.74	1,332	1.1	0.0%	0.0%	0.00	0.00	0	1.18	0.72	m.d.	m.d.	1.0	1.2	-	-	-229	-160	1,293	1,152	Suspended	-	-	-
Iraqi For Tufted Carpets & Floor	IITC	500	0.4	4.74	2,370	2.0	-1.2%	-1.2%	4.75	0.00	4,672	5.85	0.67	12.6	9.4	1.5	1.3	25.0%	25.0%	188	253	1,609	1,763	-	-	-	-
Northern Soft Drinks and Mineral Water	INSD	31,875	27.2	0.70	22,313	19.1	0.0%	0.0%	0.71	0.69	274,624	0.91	0.52	m.d.	m.d.	0.7	0.7	-	-	95	-1,557	32,995	31,438	-	-	-	-
Eastern Brewery	IEAB	8,845	7.6	0.77	6,811	5.8	0.0%	0.0%	0.00	0.00	0	1.30	0.75	m.d.	m.d.	2.3	m.d.	-	-	-118	n.a.	2,923	n.a.	Suspended	-	-	-
Baghdad for Packing Materials	IBPM	270	0.2	9.50	2,565	2.2	0.0%	15.9%	9.50	0.00	50,855	9.50	7.25	171.2	m.d.	8.2	8.7	-	-	15	-18	315	295	-	-	-	-
Modern Chemical Industries	IMCI	60	0.1	55.00	3,300	2.8	0.0%	0.0%	0.00	0.00	0	69.00	55.00	75.2	44.0	11.5	10.9	100.0%	100.0%	44	75	287	302	-	-	-	-
Baghdad Soft Drinks	IBSD	125,000	106.8	1.47	183,750	157.1	3.5%	33.6%	1.47	1.40	1,273,231	1.60	1.05	m.d.	31.7	1.7	1.5	-	-	-39	5,803	107,611	122,638	-	-	-	-
Iraqi Date Processing and Marketing	IIDP	6,337	5.4	2.00	12,674	10.8	0.0%	0.0%	0.00	0.00	0	0.00	2.35	m.d.	m.d.	1.7	m.d.	-	-	-787	n.a.	7,435	n.a.	Suspended	-	-	-
Al-Hilal Industries	IHLI	12,375	10.6	1.25	15,469	13.2	-3.1%	7.8%	1.28	1.17	57,542	1.34	0.90	m.d.	m.d.	m.d.	165.5	-	-	-2,153	-1,034	-561	93	-	-	-	-
The Light Industries	ITLI	16,800	14.4	1.27	21,336	18.2	-1.6%	9.5%	1.29	1.24	20,034	2.07	0.89	m.d.	m.d.	8.1	3.8	-	-	-3,167	-3,450	2,624	5,686	-	-	-	-
National Chemical & Plastic Industries	INCP	7,594	6.5	5.00	37,969	32.5	2.0%	16.3%	5.05	0.00	171,074	5.05	2.30	m.d.	m.d.	5.7	6.5	-	-	-2,248	-1,188	6,620	5,838	-	-	-	-
Electronic Industries	IELI	12,000	10.3	3.16	37,920	32.4	0.0%	0.0%	0.00	0.00	0	0.00	0.00	m.d.	m.d.	m.d.	m.d.	-	-	n.a.	n.a.	n.a.	n.a.	Suspended	-	-	-
AL-Kindi for Production of Veterinary	IKLV	2,400	2.1	2.95	7,080	6.1	-0.3%	2.1%	2.97	0.00	14,257	3.71	1.74	m.d.	18.7	4.8	2.3	-	-	32	378	1,463	3,072	-	-	-	-
Fallujah Construction Materials	IFCM	1,080	0.9	3.11	3,359	2.9	0.3%	-17.1%	3.17	0.00	27,121	5.40	2.46	m.d.	54.5	8.3	4.0	-	-	-115	62	403	848	-	-	-	-
Iraqi Engineering Works	IIEW	1,000	0.9	3.85	3,850	3.3	-3.8%	8.5%	3.85	0.00	385	4.00	2.00	129.1	m.d.	4.5	4.4	25.0%	-	30	2	849	870	-	-	-	-
Al-khazer for Construction Materials	IKHC	1,100	0.9	2.70	2,970	2.5	0.0%	-12.9%	2.70	0.00	86	3.14	1.95	m.d.	37.7	3.0	2.7	-	-	-67	79	976	1,110	-	-	-	-
Kirkuk for Producing	IKFP	744	0.6	2.44	1,815	1.6	1.7%	-5.8%	2.45	0.00	65,057	2.75	2.38	m.d.	m.d.	23.1	21.0	-	-	-52	7	79	87	-	-	-	-
Modern Paint Industries	IMPI	9,214	7.9	5.05	46,529	39.8	1.0%	31.5%	5.10	4.81	107,286	5.25	1.50	m.d.	m.d.	4.2	4.7	-	-	-522	-1,132	11,105	9,980	-	-	-	-
National Metallic Industries and Bicycles	IMIB	5,000	4.3	2.65	13,250	11.3	-1.9%	-1.9%	2.65	0.00	2,518	3.00	1.70	7.5	80.9	1.6	1.8	7.5%	10.0%	1,772	164	8,475	7,200	-	-	-	-
Ready Made Clothes	IRMC	956	0.8	3.12	2,983	2.5	4.0%	29.5%	3.12	0.00	39,326	3.88	2.00	8.7	m.d.	3.5	5.7	40.0%	10.0%	345	-415	849	519	-	-	-	-
Iraqi for Carton Manufactures	IICM	3,795	3.2	1.45	5,503	4.7	-3.3%	-0.7%	1.50	0.00	13,420	2.35	1.22	m.d.	m.d.	m.d.	14.3	-	-	-962	-677	-215	385	-	-	-	-
Modern Construction Materials Industry	IMCM	3,747	3.2	1.34	5,021	4.3	-10.7%	11.7%	1.45	0.00	4,149	1.61	0.80	m.d.	m.d.	3.5	2.7	-	-	-74	-367	1,431	1,846	-	-	-	-
Nationality Household Furniture Industry	IHFI	1,260	1.1	1.58	1,991	1.7	-1.3%	-4.8%	1.60	0.00	6,742	1.85	1.35	m.d.	31.8	1.4	1.4	-	-	-236	63	1,385	1,465	-	-	-	-
<b>Total</b>					<b>455,562</b>	<b>389.4</b>					<b>2,175,072</b>																

Source: Iraq Stock Exchange

**Performance of Traded Shares**

Code	Paid-in Capital		Closing Price	Market Cap		Wk. Closing % Change	YTD % Change	Intra Week		Wk. Turnover (ID'000)	52 Week		P/E		P/BV		Dividend (%)		Net Profit (ID mn)		BV (ID mn)		Note
	(ID mn)	(\$ mn)		(ID mn)	(\$ mn)			High	Low		High	Low	FY08	FY09	FY08	FY09	2008*	2009**	FY08	FY09	FY08	FY09	
<b>Hotel &amp; Tourism Sector</b>																							
HPAL	4,470	3.8	19.60	87,612	74.9	0.5%	0.0%	19.99	0.00	73,564	22.00	14.00	m.d.	m.d.	22.6	30.5	-	-	-724	-1,159	3,876	2,873	-
HISH	1,500	1.3	35.98	53,970	46.1	1.4%	-0.1%	36.40	0.00	77,079	37.00	18.00	m.d.	m.d.	30.4	57.4	-	-	-887	-863	1,776	940	-
HBAY	1,350	1.2	41.25	55,688	47.6	0.6%	1.6%	42.50	0.00	249,150	46.58	13.00	m.d.	m.d.	m.d.	152.3	-	-	-540	-158	243	366	-
HBAG	1,922	1.6	20.50	39,401	33.7	1.2%	4.1%	20.50	0.00	19,414	24.95	3.00	m.d.	m.d.	17.3	27.3	-	-	-531	-833	2,278	1,445	-
HNTI	2,755	2.4	20.00	55,100	47.1	-0.7%	-2.4%	20.20	0.00	35,446	25.50	10.00	133.2	106.3	17.3	14.4	-	-	414	518	3,184	3,817	-
HASH	376	0.3	12.20	4,592	3.9	-2.4%	-6.2%	12.49	0.00	11,897	14.65	9.00	m.d.	m.d.	17.9	17.9	-	-	-37	-12	256	256	-
HTVM	40	0.0	30.25	1,210	1.0	0.0%	-16.7%	0.00	0.00	0	39.00	3.00	m.d.	m.d.	m.d.	m.d.	150.0%	-	-62	-100	-42	-135	-
HKAR	1,620	1.4	5.45	8,829	7.5	-2.7%	-6.0%	5.60	0.00	46,216	7.35	4.75	m.d.	m.d.	9.7	5.1	-	-	22	-1	907	1,715	-
HMAN	2,923	2.5	38.00	111,074	94.9	0.0%	-1.0%	38.00	0.00	12,288	45.20	22.00	m.d.	98.8	47.3	31.9	-	-	114	1,124	2,346	3,482	-
HSAD	708	0.6	43.50	30,798	26.3	-9.4%	-15.5%	45.50	0.00	17,934	51.50	3.00	m.d.	89.8	46.7	30.5	-	-	3	343	660	1,011	-
<b>Total</b>				<b>448,273</b>	<b>383.1</b>					<b>542,989</b>													
<b>Agriculture Sector</b>																							
ATHP	2,400	2.1	0.40	960	0.8	0.0%	0.0%	0.00	0.00	0	0.00	0.00	2.7	2.3	1.0	1.7	-	-	350	423	981	558	Out of Trade
AMAP	540	0.5	1.20	648	0.6	1.7%	-17.8%	1.20	0.00	1,433	2.18	0.98	15.8	23.1	0.2	0.2	-	-	41	28	2,969	2,939	-
AAHP	575	0.5	0.95	546	0.5	-14.4%	-13.6%	1.05	0.00	3,005	1.15	0.78	m.d.	m.d.	1.0	1.1	-	-	-65	-81	565	483	-
AMEF	300	0.3	23.00	6,900	5.9	35.3%	15.0%	23.00	0.00	34,122	23.00	2.00	132.5	79.3	16.4	13.4	20.0%	-	52	87	420	514	-
AISP	2,000	1.7	3.36	6,720	5.7	0.0%	34.4%	0.00	0.00	0	4.15	1.49	m.d.	29.2	14.0	9.2	-	-	-514	230	481	734	Suspended
AIPM	3,750	3.2	7.40	27,750	23.7	-4.5%	5.7%	7.75	6.90	165,232	9.90	5.25	m.d.	m.d.	5.0	5.1	-	-	-665	-194	5,573	5,455	-
AIRP	360	0.3	4.90	1,764	1.5	1.0%	5.4%	4.90	0.00	718	4.90	3.50	19.0	17.8	2.3	1.9	-	20.0%	93	99	764	931	-
<b>Total</b>				<b>45,288</b>	<b>38.7</b>					<b>204,509</b>													
<b>Grand Total</b>				<b>4,022,288</b>	<b>3,437.9</b>					<b>17,555,597</b>													

\* Dividend distributed in 2008 from 2007 year-end profit.

\*\* Dividend distributed in 2009 from 2008 year-end profit.

Source: Iraq Stock Exchange

Note: "Suspended" companies are not trading due to General Assembly Meeting or ISX / ISC Instructions.

"Out of Trade" companies are not trading, because they haven't completed the procedures to start electronic trading yet.