

For any inquiries, contact:

Research

Aysegul Ozge Ozgur

aozgur@rabeesecurities.com

Trading

trading@rabeesecurities.com

Address: 903/14/19

Karada

Baghdad-Iraq

Tel: +964 1 7180 696

info@rabeesecurities.com

RS Bloomberg page: <RSIQ>

DISCLAIMER

This publication may not be reproduced, modified, or re-disseminated in whole or in part without the prior written permission of Rabee Securities. The information provided herein is of a general nature and for informational purposes only and is not intended to serve as an offer or solicitation with respect to the purchase or sale of any security, or as a recommendation to adopt any particular trading strategy. Such information is subject to change without prior notice. Although Rabee Securities obtains information from sources it considers reliable, Rabee Securities makes no representations or warranties, express or implied, as to the information's accuracy or completeness. Furthermore, such information may be incomplete or condensed. Rabee Securities, its affiliates, directors, employees, assigns, agents, and successors bear no liability for any errors or omissions in this publication or for any losses arising from the use of or reliance upon this information. This limitation on liability applies to direct, indirect, consequential, special, punitive, or other damages, as well as damages for loss of profits or business interruption. Investors shall bear all responsibility for investment decisions taken on the basis of the contents of this report. Rabee Securities strongly advises potential investors to seek financial guidance when determining whether an investment is appropriate to their needs. All estimates included in this report constitute Rabee Securities' opinion as of the date published on the report and are subject to change without notice.

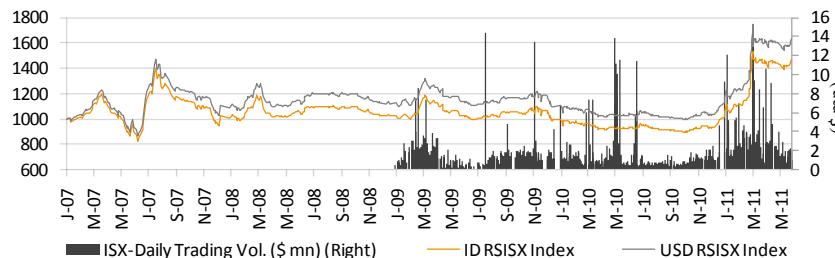
Weekly Bulletin

June 3rd 2011

Weekly Value Traded

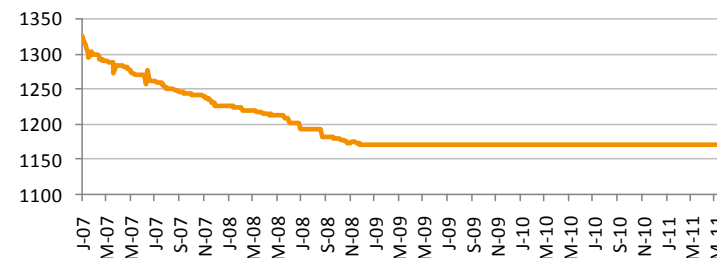
ID9,631,398,327,000

Rabee Securities (RS) Index - RSISX Index

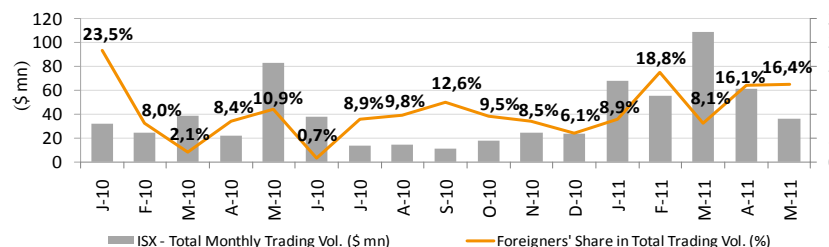


Iraqi Dinar Value

1USD=1170



Total Monthly Trading Vol. (\$ mn) & Share of Foreign Transaction in Total T. Vol. (%)



Best Performers - Weekly

Code	Price (ID)	Price Chn/w
VKHF	0.720	26.3%
BBOB	3.570	18.6%
NAME	2.800	13.4%
SAEI	3.100	8.4%
VWIF	2.810	8.1%

Worst Performers - Weekly

Code	Price (ID)	Price Chn/w
SKTA	13.000	-29.3%
VQUF	1.400	-15.2%
AMEF	19.000	-9.5%
INFI	0.900	-9.1%
NDSA	4.500	-8.2%

RSISX Index Vs. Neighbour Market S.E.

Market	Index Close	Weekly Chg.	YTD Chg.
IRAQ (RSISX)	1,471	3.4%	48.5%
EGYPT	5,362	-0.9%	-20.0%
KUWAIT	6,339	-0.6%	-8.1%
SAUDI	6,742	0.3%	1.3%
MUSCAT	6,082	1.7%	-12.9%
QATAR	8,240	-1.9%	-9.1%
DUBAI	1,566	2.1%	-2.7%
ABUDHABI	2,673	2.9%	-0.4%
BAHRAIN	1,339	-1.5%	-5.9%
TURKEY	62,807	0.6%	-4.7%
IRAN	25,094	-0.8%	33.1%

Top 5 Traded Volume - Weekly

Code	Price (ID)	Trading Vol. (ID mn)/w	Trad. Vol. (\$mn)/w
BIIB	1.000	2,221	1.9
BIME	1.500	2,169	1.9
BUND	2.960	1,782	1.5
IBSD	1.650	735	0.6
SILT	7.100	650	0.6

By the end of the week, 40 companies were able to trade in this session, and 25 companies were unable to do so mainly due to their General Assembly Meeting or ISX / ISC Instructions.

The dinar remained stable for the week, trading at 1170 to the dollar. Volumes for the week reached ID9.6bln (\$8.2mn), and the numbers of shares

traded reached 2.0bln, with the banking sector experiencing the highest volume and turnover.

Foreigners executed total 316 transactions this week. They executed 307 buying transactions amounted at ID3.1bln (\$2.6K) and nine selling transactions amounted at ID236mn (\$201ths). Thus, net purchases of foreigners reached ID2.9bln (2.4mn), while their share in total trading volume was 17.3%.

News from Iraq

Politics

- Vice-President Tariq Al-Hashimi accused Premier Nouri Al-Maliki of "taking decisions unilaterally," pointing out that the "best solution for the political crisis is to conduct early elections." (Aswat al-Iraq)
- Al-Iraqiya Bloc, led by former PM Iyad Allawi, has decided to suspend its talks with the State of Law Alliance, led by Iraq's current PM, Nouri al-Maliki, on Tuesday, until the latter's approval of its demands, vowing to take decisive positions, that could reach calling for new elections, according to its statement on Wed. (Aswat Al-Iraq)
- Jordan's Prime Minister Marouf al-Bkheit arrived in Baghdad at the head of an economic delegation on Wednesday to discuss bilateral trade relations between the two countries with Iraqi officials. (AKnews)
- Premier Nouri Al-Maliki discussed with a French delegation consisting of representatives from the French ministry of defense and armament companies, calling for expanding bilateral cooperation between the two countries in all fields, particularly the military industry. (Aswat Al-Iraq)

Economics

- Iraqi oil exports were worth \$7.5bln in May, the highest figure recorded. 2.225mn barrels per day (bpd) were pumped out of the country. (AKnews)
- Head of Karbala Chamber of Commerce called the Emirates ambassador to Baghdad to urge UAE companies to enter the Iraqi market, including Kerbela province, pointing out that the trade exchange level between the two countries reached to \$5bln. (Noozz)

ISX - Company Announcements

- Iraqi for Seed Production (AISP) resumed trading on June 2, 2011 after completing the capital increase processes from ID2.0bln to ID3.14bln.
- Baghdad Soft Drinks (IBSD) will hold AGM on June 9, 2011 to discuss 2010 annual financial report, cash dividend ratio and electing new Board Members. ISX suspended trading of IBSD shares on June 2, 2011.
- Iraqi For Tufted Carpets & Floor(IITC) will hold the AGM on June 12, 2011 to discuss 2010 annual financial report and cash dividend ratio. ISX will suspend trading of IITC starting on June 5, 2011.
- Al-Ameen Insurance (NAME) will hold the GA Meeting on June 13, 2011 to discuss the 2010 annual financial report, capital increase through 40% rights issue and 60% bonus issue. ISX will suspend trading of NAME starting on June 6, 2011.
- AL-Wiaam Financial Investment (VWIF) will hold AGM on June 7, 2011 to discuss 2010 annual financial report, capital increase through 29.33% rights issue and 4% bonus issue. ISX suspended trading of VWIF starting May 31, 2011.
- Kharkh Tour Amusement City (SKTA) resumed trading on May 30, 2011 after completing the capital increase processes from ID113.85mn to ID175.00mn through 50% bonus issue.

Performance of Traded Shares

	Code	Paid-in Capital		Closing Price	Market Cap		Wk. Closing % Change	YTD % Change	Intra Week		Wk. Turnover (ID'000)	52 Week		P/E		P/BV		Dividend (%)		Net Profit (ID mn)		BV (ID mn)		Note
		(ID mn)	(\$ mn)		(ID mn)	(\$ mn)			High	Low		High	Low	FY08	FY09	FY08	FY09	2008*	2009**	FY08	FY09	FY08	FY09	
Banking Sector																								
Commercial Bank of Iraq	BCOI	60,000	51.3	1.39	83,400	71.3	0.0%	0.0%	0.00	0.00	0	1.55	1.34	47.7	21.8	1.2	1.0	-	-	1,749	3,832	67,053	84,151	Suspended
Bank of Baghdad	BBOB	100,000	85.5	3.57	357,000	305.1	18.6%	99.4%	3.57	3.01	472,768	3.57	1.30	16.7	22.6	3.8	3.3	-	-	21,417	15,802	93,342	109,170	-
Iraqi Islamic Bank	BIIB	51,192	43.8	1.00	51,192	43.8	0.0%	11.1%	1.00	0.97	2,220,532	1.01	0.75	m.d.	101.2	2.0	1.0	-	-	-325	506	25,436	51,658	-
Iraqi Middle East Investment Bank	BIME	100,000	85.5	1.50	150,000	128.2	-2.0%	36.4%	1.53	1.49	2,168,501	1.81	0.80	10.8	12.8	2.3	2.0	-	-	13,952	11,707	63,840	75,547	-
Investment Bank of Iraq	BIBI	75,020	64.1	1.12	84,022	71.8	0.0%	-9.7%	0.00	0.00	0	1.32	1.09	10.4	18.3	1.8	1.3	-	-	8,083	4,595	47,046	62,522	Suspended
National Bank of Iraq	BNOI	50,000	42.7	0.91	45,500	38.9	0.0%	12.3%	0.00	0.00	0	1.01	0.78	14.5	77.6	1.5	0.9	-	-	3,135	586	31,081	51,767	Suspended
Credit Bank of Iraq	BROI	100,000	85.5	3.62	362,000	309.4	0.0%	47.8%	3.62	3.62	3,620	3.62	1.65	21.1	47.7	3.9	3.2	-	-	17,194	7,592	93,070	111,913	-
Dar Essalaam Investment Bank	BDSI	72,000	61.5	6.45	464,400	396.9	0.0%	5.7%	0.00	0.00	0	6.80	5.00	27.0	47.0	7.8	7.1	-	-	17,196	9,880	59,854	65,036	Suspended
Sumer Commerical Bank	BSUC	85,000	72.6	0.85	72,250	61.8	0.0%	4.9%	0.00	0.00	0	0.92	0.80	83.5	14.2	1.5	1.2	-	-	865	5,091	49,752	59,249	Suspended
Babylon Bank	BBAY	50,000	42.7	1.00	50,000	42.7	0.0%	14.9%	0.00	0.00	0	1.10	0.85	9.0	13.7	1.3	0.9	-	-	5,537	3,657	39,636	55,363	Suspended
Economy Bank for Investment	BEFI	76,000	65.0	1.36	103,360	88.3	0.0%	4.6%	0.00	0.00	0	1.67	1.20	7.2	16.2	2.4	1.2	-	-	14,295	6,387	43,519	84,589	Suspended
Gulf Commercial Bank	BGUC	56,990	48.7	1.01	57,560	49.2	0.0%	12.2%	0.00	0.00	0	1.29	0.84	3.8	7.2	1.4	1.0	-	-	15,112	7,957	41,050	60,055	Suspended
Warka Bank for Investment	BWAI	75,000	64.1	1.26	94,500	80.8	0.0%	0.0%	0.00	0.00	0	0.00	0.00	5.7	3.4	1.2	1.0	-	-	16,691	27,999	80,140	94,950	Suspended
Mosul Bank	BMFI	50,000	42.7	1.35	67,500	57.7	0.0%	48.4%	0.00	0.00	0	1.49	0.87	10.5	8.4	1.8	1.1	-	-	6,449	8,071	37,157	60,836	Suspended
Union Bank of Iraq	BUOI	50,000	42.7	1.05	52,500	44.9	0.0%	16.7%	0.00	0.00	0	1.15	0.88	36.8	18.8	1.9	1.0	-	-	1,425	2,795	27,959	54,016	Suspended
North Bank	BNOR	125,000	106.8	2.80	350,000	299.1	0.0%	40.0%	0.00	0.00	0	3.32	1.90	24.4	19.6	3.0	2.8	-	9.2%	14,370	17,816	117,821	126,685	Suspended
Kurdistan International Bank	BKUI	100,000	85.5	1.72	172,000	147.0	4.2%	21.1%	1.73	1.65	19,785	1.95	1.22	15.2	13.0	2.6	2.2	-	-	11,313	13,233	66,601	77,934	-
Ashur Bank	BASH	66,700	57.0	0.99	66,033	56.4	0.0%	12.5%	1.00	0.98	107,048	1.11	0.82	7.0	6.7	1.1	1.0	-	-	9,469	9,846	59,561	69,303	-
Mansour Bank	BMNS	75,000	64.1	1.75	131,250	112.2	0.0%	25.0%	0.00	0.00	0	1.88	1.17	12.2	30.1	1.7	1.6	-	-	10,718	4,356	76,255	81,006	Suspended
United Bank for Investment	BUND	150,000	128.2	2.96	444,000	379.5	5.0%	68.2%	2.99	2.80	1,781,891	2.99	1.50	m.d.	31.7	18.8	3.9	-	-	-711	14,025	23,646	112,678	-
Dijla and Furat Bank	BDFD	50,000	42.7	0.85	42,500	36.3	0.0%	19.7%	0.00	0.00	0	1.06	0.69	23.5	8.1	0.8	0.8	-	-	1,806	5,254	50,101	55,355	Suspended
Total					3,300,967	2,821.3					6,774,145													
Insurance Sector																								
Al-Ameen Insurance	NAME	1,000	0.9	2.80	2,800	2.4	13.4%	107.4%	2.80	2.50	65,689	2.80	1.06	9.4	19.5	1.8	1.7	-	-	297	143	1,519	1,645	-
Dar Essalaam Insurance	NDSA	2,200	1.9	4.50	9,900	8.5	-8.2%	3.4%	4.50	4.50	2	5.25	2.40	47.0	46.6	3.8	3.4	-	10.0%	211	212	2,630	2,891	-
Ahliya Insurance	NAHF	1,508	1.3	1.64	2,473	2.1	2.5%	45.1%	1.64	1.44	5,531	1.83	1.05	13.5	11.2	1.4	1.2	-	-	183	221	1,786	1,998	-
Al-Hamraa Insurance	NHAM	1,500	1.3	2.20	3,300	2.8	-0.9%	46.7%	2.20	2.20	550	2.25	0.92	5.8	9.9	2.5	2.0	-	-	572	335	1,332	1,646	-
Gulf Insurance and Reinsurance	NGIR	1,000	0.9	1.44	1,440	1.2	0.0%	0.0%	0.00	0.00	0	2.00	1.20	90.3	40.9	1.4	1.3	-	-	16	35	1,064	1,095	Suspended
Total					19,913	17.0					71,773													
Investment Sector																								
Al-Kheir Financial Investment	VKHF	7,000	6.0	0.72	5,040	4.3	26.3%	84.6%	0.74	0.59	31,577	0.74	0.37	8.6	64.2	0.6	0.6	-	-	587	78	7,854	7,933	-
Al-Ameen Financial Investment	VAMF	750	0.6	0.73	548	0.5	0.0%	-18.9%	0.00	0.00	0	0.90	0.73	m.d.	12.6	1.0	0.8	-	-	-275	43	545	670	-
Al-Ayaam Financial Investment	VAYF	400	0.3	1.00	400	0.3	0.0%	0.0%	0.00	0.00	0	0.00	0.00	169.8	7.7	1.7	1.0	-	-	2	52	242	383	-
AL-Wiaam Financial Investment	VWIF	1,250	1.1	2.81	3,513	3.0	8.1%	44.1%	2.85	2.80	29,470	2.85	1.70	m.d.	9.7	2.6	2.2	-	-	-34	361	1,357	1,630	Suspended
Mesopotamia Investment	VMES	1,000	0.9	0.90	900	0.8	0.0%	-10.0%	0.00	0.00	0	1.00	0.90	112.5	124.3	0.9	0.9	-	-	8	7	968	975	-
Al-Qum'a for Financial Investment	VQUF	1,000	0.9	1.40	1,400	1.2	-15.2%	72.8%	1.49	1.40	1,124	1.80	0.80	m.d.	33.7	2.6	2.5	-	-	-10	42	533	564	-
Al-Khaima Financial Investment	VKHA	400	0.3	1.00	400	0.3	0.0%	0.0%	0.00	0.00	0	1.00	1.00	116.5	4.9	1.4	0.9	-	-	3	82	295	455	-
Al-Zawraa for Financial Investment	VZAF	1,000	0.9	0.90	900	0.8	-2.2%	-18.2%	0.92	0.90	5,061	1.12	0.75	19.8	45.0	0.8	0.8	-	-	46	20	1,100	1,129	-
AL- Batek for Financial Investment	VBAT	1,000	0.9	0.92	920	0.8	0.0%	-1.1%	0.00	0.00	0	1.00	0.92	11.0	13.9	0.9	0.9	7.8%	8.0%	84	66	1,041	1,044	-
Total					14,020	12.0					67,232													

Source: Iraq Stock Exchange

Performance of Traded Shares

Code	Paid-in Capital		Closing Price	Market Cap		Wk. Closing % Change	YTD % Change	Intra Week		Wk. Turnover (ID'000)	52 Week		P/E		P/BV		Dividend (%)		Net Profit (ID mn)		BV (ID mn)		Note	
	(ID mn)	(\$ mn)		(ID mn)	(\$ mn)			High	Low		High	Low	FY08	FY09	FY08	FY09	2008*	2009**	FY08	FY09	FY08	FY09		
Services Sector																								
Kharkh Tour Amusement City	SKTA	175	0.1	13.00	2,275	1.9	-29.3%	-7.1%	13.00	13.00	3,250	20.84	7.80	m.d.	m.d.	16.3	15.4	-	-	1	8	139	148	-
Mosul for Funfairs	SMOF	230	0.2	29.00	6,656	5.7	-1.7%	-4.9%	29.12	29.00	10,192	41.00	19.25	32.8	19.6	16.9	9.1	50.0%	-	203	340	393	729	-
Mamoura Real Estate Investment	SMRI	11,726	10.0	3.83	44,911	38.4	7.0%	65.8%	3.86	3.58	379,512	4.11	1.20	45.8	40.8	6.1	5.3	-	-	981	1,101	7,372	8,529	-
Al-Ameen Estate Investment	SAEI	6,960	5.9	3.10	21,576	18.4	8.4%	1.3%	3.10	2.86	9,546	3.75	1.55	m.d.	m.d.	3.1	3.1	-	-	-5	-37	6,994	7,001	-
AL-Nukhba General Contracting	SNUC	1,600	1.4	3.75	6,000	5.1	4.2%	7.1%	3.75	3.70	3,150	4.20	1.45	19.3	29.8	3.0	3.2	-	20.0%	310	201	1,977	1,858	-
Iraqi Land Transport	SILT	10,000	8.5	7.10	71,000	60.7	-1.3%	-51.2%	7.20	7.01	650,218	15.90	7.00	40.9	21.4	7.0	6.0	-	-	1,734	3,317	10,088	11,908	-
Baghdad Passengers Transport	SBPT	160	0.1	29.00	4,640	4.0	0.0%	16.0%	29.00	29.00	1,740	29.00	13.75	m.d.	13.4	16.5	7.5	-	10.0%	14	346	281	623	-
Iraqi for General Transportation	SIGT	1,500	1.3	7.21	10,815	9.2	0.0%	0.0%	0.00	0.00	0	0.00	0.00	m.d.	m.d.	m.d.	m.d.	32.0%	-	n.a.	n.a.	n.a.	n.a.	Suspended
AL-Badia General Trans	SBAG	1,350	1.2	13.85	18,698	16.0	-1.4%	4.5%	14.00	13.80	2,422	15.55	9.70	13.8	18.1	8.0	5.7	50.0%	50.0%	1,356	1,033	2,326	3,260	-
Baghdad Motor cars Servicing	SBMC	1,080	0.9	1.80	1,944	1.7	0.0%	4.0%	1.80	1.75	1,811	2.30	1.65	m.d.	m.d.	10.1	m.d.	-	-	-38	n.a.	193	n.a.	-
Total					188,514	161.1					1,061,842													
Industry Sector																								
Nineveh Food Industries	INFI	3,600	3.1	0.90	3,240	2.8	-9.1%	-18.2%	0.95	0.90	3,161	3.54	0.88	m.d.	m.d.	1.1	1.1	-	-	n.a.	n.a.	3,010	2,897	-
Al-Mansour Pharmaceuticals Industries	IMAP	2,500	2.1	4.20	10,498	9.0	0.0%	52.2%	0.00	0.00	0	4.35	2.00	38.6	29.5	4.4	3.6	9.0%	-	272	356	2,390	2,894	Suspended
Modern Sewing	IMOS	1,800	1.5	0.74	1,332	1.1	0.0%	0.0%	0.00	0.00	0	0.98	0.72	m.d.	m.d.	1.0	1.2	-	-	-229	-160	1,293	1,152	Suspended
Iraqi For Tufted Carpets & Floor	IITC	500	0.4	4.65	2,325	2.0	-6.2%	-3.1%	4.80	4.65	10,770	5.85	4.20	12.3	9.2	1.4	1.3	25.0%	25.0%	188	253	1,609	1,763	-
Northern Soft Drinks and Mineral Water	INSD	31,875	27.2	0.71	22,631	19.3	-1.4%	1.4%	0.72	0.71	42,904	0.91	0.52	m.d.	m.d.	0.7	0.7	-	-	95	-1,557	32,995	31,438	-
Eastern Brewery	IEAB	8,845	7.6	0.77	6,811	5.8	0.0%	0.0%	0.00	0.00	0	0.90	0.75	m.d.	m.d.	2.3	m.d.	-	-	-118	n.a.	2,923	n.a.	Suspended
Baghdad for Packing Materials	IBPM	270	0.2	17.00	4,590	3.9	0.0%	107.3%	0.00	0.00	0	17.50	7.50	m.d.	m.d.	14.6	15.6	-	-	15	-18	315	295	Suspended
Modern Chemical Industries	IMCI	60	0.1	55.00	3,300	2.8	0.0%	0.0%	0.00	0.00	0	55.00	55.00	75.2	44.0	11.5	10.9	100.0%	100.0%	44	75	287	302	-
Baghdad Soft Drinks	IBSD	125,000	106.8	1.65	206,250	176.3	3.1%	50.0%	1.70	1.59	734,571	1.97	1.05	m.d.	35.5	1.9	1.7	-	-	-39	5,803	107,611	122,638	Suspended
Iraqi Date Processing and Marketing	IIDP	6,337	5.4	2.00	12,674	10.8	0.0%	0.0%	0.00	0.00	0	0.00	0.00	m.d.	m.d.	1.7	m.d.	-	-	-787	n.a.	7,435	n.a.	Suspended
Al-Hilal Industries	IHLI	12,375	10.6	1.20	14,850	12.7	-3.2%	3.4%	1.23	1.20	67,004	1.34	0.90	m.d.	m.d.	m.d.	158.9	-	-	-2,153	-1,034	-561	93	-
The Light Industries	ITLI	16,800	14.4	1.20	20,160	17.2	-0.8%	3.4%	1.23	1.19	46,728	2.07	0.89	m.d.	m.d.	7.7	3.5	-	-	-3,167	-3,450	2,624	5,686	-
National Chemical & Plastic Industries	INCP	7,594	6.5	4.56	34,628	29.6	0.2%	6.0%	4.56	4.55	91,315	5.05	1.27	m.d.	m.d.	5.2	5.9	-	-	-2,248	-1,188	6,620	5,838	-
Electronic Industries	IELI	12,000	10.3	3.16	37,920	32.4	0.0%	0.0%	0.00	0.00	0	5.00	5.00	m.d.	m.d.	m.d.	m.d.	-	-	n.a.	n.a.	n.a.	n.a.	Suspended
AL-Kindi for Production of Veterinary	IKLV	2,400	2.1	3.10	7,440	6.4	1.6%	7.3%	3.12	3.03	81,606	3.35	1.74	m.d.	19.7	5.1	2.4	-	-	32	378	1,463	3,072	-
Fallujah Construction Materials	IFCM	1,080	0.9	3.00	3,240	2.8	1.7%	-20.0%	3.00	2.88	9,440	4.18	2.46	m.d.	52.6	8.0	3.8	-	-	-115	62	403	848	-
Iraqi Engineering Works	IIEW	1,000	0.9	3.16	3,160	2.7	-2.8%	-11.0%	3.20	3.14	3,721	4.00	2.00	106.0	m.d.	3.7	3.6	25.0%	-	30	2	849	870	-
Al-khazer for Construction Materials	IKHC	1,100	0.9	2.70	2,970	2.5	3.8%	-12.9%	2.70	2.60	652	3.14	1.95	m.d.	37.7	3.0	2.7	-	-	-67	79	976	1,110	-
Kirkuk for Producing	IKFP	744	0.6	2.16	1,607	1.4	-6.1%	-16.6%	2.28	2.13	9,574	2.75	1.80	m.d.	m.d.	20.5	18.6	-	-	-52	7	79	87	-
Modern Paint Industries	IMPI	9,214	7.9	4.83	44,502	38.0	0.4%	25.8%	4.83	4.81	159,293	5.60	1.50	m.d.	m.d.	4.0	4.5	-	-	-522	-1,132	11,105	9,980	-
National Metallic Industries and Bicycles	IMIB	5,000	4.3	2.40	12,000	10.3	-2.8%	-11.1%	2.41	2.29	23,417	3.00	1.70	6.8	73.3	1.4	1.7	7.5%	10.0%	1,772	164	8,475	7,200	-
Ready Made Clothes	IRMC	956	0.8	3.55	3,394	2.9	-3.5%	47.3%	3.60	3.55	648	3.88	2.00	9.8	m.d.	4.0	6.5	40.0%	10.0%	345	-415	849	519	-
Iraqi for Carton Manufactures	IICM	3,795	3.2	1.36	5,161	4.4	-3.5%	-6.8%	1.43	1.30	137,986	2.35	1.17	m.d.	m.d.	m.d.	13.4	-	-	-962	-677	-215	385	-
Modern Construction Materials Industry	IMCM	3,747	3.2	1.00	3,747	3.2	0.0%	-16.7%	1.03	1.00	7,855	1.61	0.90	m.d.	m.d.	2.6	2.0	-	-	-74	-367	1,431	1,846	-
Nationality Household Furniture Industry	IHFI	1,260	1.1	1.40	1,764	1.5	0.0%	-15.7%	1.40	1.40	3,053	1.85	1.35	m.d.	28.2	1.3	1.2	-	-	-236	63	1,385	1,465	-
Total					470,195	401.9					1,433,697													

Source: Iraq Stock Exchange

Performance of Traded Shares

Code	Paid-in Capital		Closing Price	Market Cap		Wk. Closing % Change	YTD % Change	Intra Week		Wk. Turnover (ID'000)	52 Week		P/E		P/BV		Dividend (%)		Net Profit (ID mn)		BV (ID mn)		Note	
	(ID mn)	(\$ mn)		(ID mn)	(\$ mn)			High	Low		FY08	FY09	FY08	FY09	2008*	2009**	FY08	FY09	FY08	FY09				
Hotel & Tourism Sector																								
Palestine Hotel	HPAL	4,470	3.8	19.00	84,930	72.6	-4.8%	-3.1%	19.00	19.00	1,995	22.00	14.00	m.d.	m.d.	21.9	29.6	-	-	-724	-1,159	3,876	2,873	-
Ishtar Hotels	HISH	1,500	1.3	34.50	51,750	44.2	-2.8%	-4.2%	34.50	34.50	60	37.00	18.00	m.d.	m.d.	29.1	55.1	-	-	-887	-863	1,776	940	-
Babylon Hotel	HBAY	1,350	1.2	39.85	53,798	46.0	0.0%	-1.8%	40.00	39.25	28,413	46.58	13.00	m.d.	m.d.	m.d.	147.1	-	-	-540	-158	243	366	-
Baghdad Hotel	HBAG	1,922	1.6	18.25	35,077	30.0	0.0%	-7.4%	18.25	18.00	10,657	21.25	3.00	m.d.	m.d.	15.4	24.3	-	-	-531	-833	2,278	1,445	-
National for Tourist Investments	HNTI	2,755	2.4	23.75	65,431	55.9	2.6%	15.9%	23.75	22.25	107,357	25.50	10.00	158.2	126.3	20.5	17.1	-	-	414	518	3,184	3,817	-
Ashour Hotel	HASH	376	0.3	15.10	5,683	4.9	0.0%	16.2%	0.00	0.00	0	16.50	9.00	m.d.	m.d.	22.2	22.2	-	-	-37	-12	256	256	Suspended
Tourist Village of Mosul dam	HTVM	40	0.0	34.00	1,360	1.2	0.0%	-6.3%	0.00	0.00	0	37.90	3.00	m.d.	m.d.	m.d.	m.d.	150.0%	-	-62	-100	-42	-135	-
Karbala Hotels	HKAR	1,620	1.4	5.61	9,088	7.8	2.0%	-3.3%	5.80	5.61	22,168	7.13	4.75	m.d.	m.d.	10.0	5.3	-	-	22	-1	907	1,715	-
AL-Mansour Hotel	HMAN	2,923	2.5	42.00	122,766	104.9	0.0%	9.4%	0.00	0.00	0	45.20	22.00	m.d.	109.2	52.3	35.3	-	-	114	1,124	2,346	3,482	-
Al-Sadeer Hotel	HSAD	708	0.6	48.00	33,984	29.0	0.0%	-6.8%	48.00	48.00	480	51.50	3.00	m.d.	99.1	51.5	33.6	-	-	3	343	660	1,011	-
Total					463,867	396.5					171,131													
Agriculture Sector																								
AL-Therar for Agricultural Production	ATHP	2,400	2.1	0.40	960	0.8	0.0%	0.0%	0.00	0.00	0	0.00	0.00	2.7	2.3	1.0	1.7	-	-	350	423	981	558	Out of Trade
The Modern for Animal Agricultural Prod.	AMAP	540	0.5	1.45	783	0.7	0.0%	-0.7%	0.00	0.00	0	2.18	1.00	19.1	27.9	0.3	0.3	-	-	41	28	2,969	2,939	-
Al-Ahlyia for Agricultural	AAHP	575	0.5	0.86	495	0.4	3.6%	-21.8%	0.86	0.86	256	1.12	0.78	m.d.	m.d.	0.9	1.0	-	-	-65	-81	565	483	-
Middle East for Production - Fish	AMEF	300	0.3	19.00	5,700	4.9	-9.5%	-5.0%	19.20	19.00	447	25.80	2.00	109.5	65.5	13.6	11.1	20.0%	-	52	87	420	514	-
Iraqi for Seed Production	AISP	3,140	2.7	3.21	10,079	8.6	-4.5%	28.4%	3.21	2.15	15,687	4.15	1.60	m.d.	43.7	21.0	13.7	-	-	-514	230	481	734	-
Iraqi For Meat production and marketing	AIPM	3,750	3.2	7.25	27,188	23.2	0.4%	3.6%	7.25	7.00	33,237	9.75	6.16	m.d.	m.d.	4.9	5.0	-	-	-665	-194	5,573	5,455	-
Iraqi Agricultural Products Marketing	AIRP	360	0.3	6.30	2,268	1.9	-3.1%	35.5%	6.50	6.30	1,952	6.60	3.60	24.4	22.9	3.0	2.4	-	20.0%	93	99	764	931	-
Total					47,472	40.6					51,580													
Grand Total					4,504,948	3,850.4					9,631,398													

* Dividend distributed in 2008 from 2007 year-end profit.

** Dividend distributed in 2009 from 2008 year-end profit.

Source: Iraq Stock Exchange

Note: "Suspended" companies are not trading due to General Assembly Meeting or ISX / ISC Instructions.

"Out of Trade" companies are not trading, because they haven't completed the procedures to start electronic trading yet.