

For any inquiries, contact:
Research
Aysegul Ozge Ozgur
aozgur@rabeesecurities.com
Trading
trading@rabeesecurities.com

Address: 903/14/19

Karada

Baghdad-Iraq

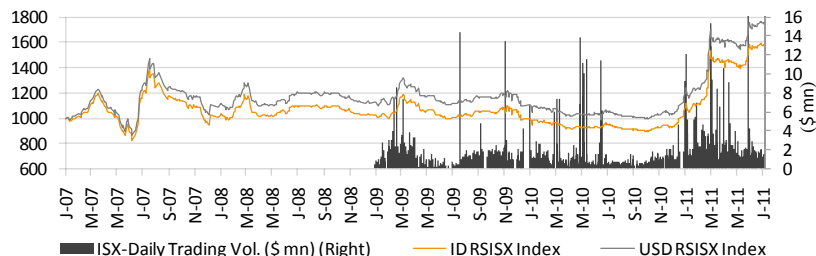
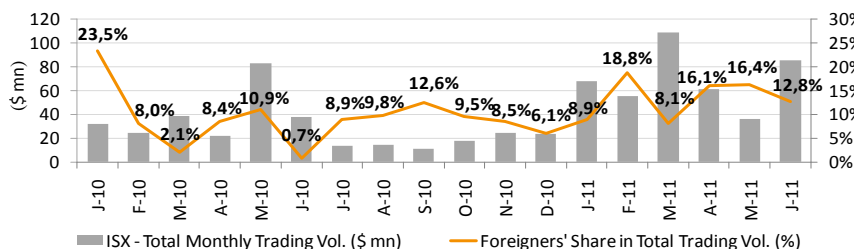
Tel: +964 1 7180 696

info@rabeesecurities.com
RS Bloomberg page: <RSIQ>
www.rabeesecurities.com
DISCLAIMER

This publication may not be reproduced, modified, or re-disseminated in whole or in part without the prior written permission of Rabee Securities. The information provided herein is of a general nature and for informational purposes only and is not intended to serve as an offer or solicitation with respect to the purchase or sale of any security, or as a recommendation to adopt any particular trading strategy. Such information is subject to change without prior notice.

Although Rabee Securities obtains information from sources it considers reliable, Rabee Securities makes no representations or warranties, express or implied, as to the information's accuracy or completeness. Furthermore, such information may be incomplete or condensed. Rabee Securities, its affiliates, directors, employees, assigns, agents, and successors bear no liability for any errors or omissions in this publication or for any losses arising from the use of or reliance upon this information. This limitation on liability applies to direct, indirect, consequential, special, punitive, or other damages, as well as damages for loss of profits or business interruption. Investors shall bear all responsibility for investment decisions taken on the basis of the contents of this report. Rabee Securities strongly advises potential investors to seek financial guidance when determining whether an investment is appropriate to their needs. All estimates included in this report constitute Rabee Securities' opinion as of the date published on the report and are subject to change without notice.

Weekly Bulletin

Weekly Value Traded
ID24,821,538, 000
Rabee Securities (RS) Index - RSISX Index

ISX - Total Monthly Trading Vol. (\$ mn) & Foreigners' Share in Total T. Vol. (%)

Best Performers - Weekly

Code	Price (ID)	Price Chn/w
AMAP	1.700	16.4%
HSAD	50.000	9.9%
IFCM	3.400	9.3%
IKLV	3.900	8.0%
INFI	0.950	5.6%

Worst Performers - Weekly

Code	Price (ID)	Price Chn/w
NGIR	1.180	-7.8%
BKUI	2.820	-6.0%
VKHF	0.690	-5.5%
SBPT	31.000	-4.6%
BCOI	1.280	-4.5%

RSISX Index Vs. Neighbour Market S.E.

Market	Index Close	Weekly Chg.	YTD Chg.
IRAQ (RSISX)	1,580	-0.3%	59.5%
EGYPT	5,097	-4.9%	-23.9%
KUWAIT	6,169	-0.7%	-10.5%
SAUDI	6,509	-1.6%	-2.2%
MUSCAT	5,987	0.2%	-14.3%
QATAR	8,484	-0.2%	-6.4%
DUBAI	1,548	-0.6%	-3.8%
ABUDHABI	2,725	0.4%	1.5%
BAHRAIN	1,320	0.0%	-7.3%
TURKEY	62,708	-1.4%	-4.9%
IRAN	24,287	-2.1%	28.8%

Top 5 Traded Volume - Weekly

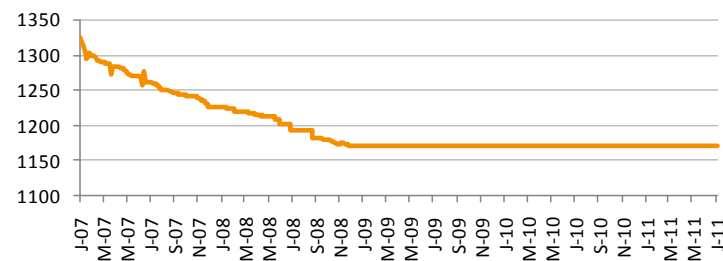
Code	Price (ID)	Trading Vol. (ID mn)/w	Trad. Vol. (\$mn)/w
BIIB	1.000	19,271	16.5
BIME	1.620	1,190	1.0
BCOI	1.280	977	0.8
IBSD	1.720	572	0.5
NGIR	1.180	323	0.3

By the end of the week, 35 companies were able to trade in this session, and 32 companies were unable to do so mainly due to their General Assembly Meeting or ISX / ISC Instructions.

The dinar remained stable for the week, trading at 1170 to the dollar. Volumes for the week reached ID24.8bln (\$21.2mn), and the numbers of shares

traded reached 22.1bln, with the banking sector experiencing the highest volume and turnover.

Foreigners executed total 397 transactions this week. They executed 329 buying transactions amounted at ID1.4bln (\$1.2mn) and 68 selling transactions amounted at ID480mn (\$410ths). Thus, net purchases of foreigners reached ID942mn (\$805ths), while their share in total trading volume was 3.8%.

Iraqi Dinar Value
1USD=1170

News from Iraq
Politics

- A tripartite Committee will discuss and submit its report on the continued presence of the U.S. forces in Iraq, a Kurdish Alliance MP said on Wed. (Aswat Al-Iraq)
- U.S. Defense Secretary Leon Panetta has arrived in north Iraq Kurdistan's Capital of Arbil on Tuesday, where he conferred with Kurdistan President, Massoud Barzani and Kurdistan Premier, Barham Saleh. Middle Alliance MP said that the visit of U.S. Defense Secretary Leon Panetta is an attempt to convince political blocs to support an extension of the U.S. forces in Iraq. (Aswat Al-Iraq)
- Iraqi Prime Minister Nouri al-Maliki will make his first visit to China from July 17 to 21 as a guest of his Chinese counterpart Wen Jiabao, said a Foreign Ministry spokesman on Tuesday. (Noozz)
- Iraqi President Jalal Talabani stressed significance of his country's relation with the United States within the framework of the "strategic" agreement signed between the two countries. (Noozz)
- An Iraqi parliamentary delegation is discussing in Brussels, Belgium, the possibilities of increasing cooperation with the European Union, particularly in the fields of armaments and supply of the Iraqi army, a Security and Defense Commission MP said on Tuesday. (Aswat Al-Iraq)

Economics

- Iraq has approved the construction of a government Islamic bank with capital reaching ID250bln (\$214mn). The new bank will be under the supervision of the Central Bank of Iraq and will be administratively linked to the Finance Ministry. (Zawya)
- China National Petroleum Corporation (CNPC) has started production at the Al-Ahdab oil field in central Iraq in a move hailed by CN-PC President Jiang Jiemin as a milestone in Chinese-Middle East cooperation. (Noozz)
- Iraq's Oil Ministry has signed an initial contract in Baghdad on Tuesday with the international companies Shell and Mitsubishi to develop the gas fields in southern Iraq. (Aswat Al-Iraq)

ISX -Company Announcements

- Iraqi Islamic Bank (BIIB) will hold AGM on July 25 to discuss 2010 annual financial report and capital increase through rights issue. ISX will suspend trading of BIIB starting July 18.
- The Modern for Animal Agricultural Production (AMAP) will hold AGM on July 28 to discuss 2010 annual financial report and capital increase through bonus and rights issues. ISX will suspend trading of AMAP shares starting on July 21.
- Baghdad Hotel (HBAG) will hold AGM on August 2, 2011 to discuss 2010 annual financial report, the cash dividend ratio and election of new board. ISX will suspend trading of HBAG starting July 26.

Performance of Traded Shares

	Code	Paid-in Capital		Closing Price	Market Cap		Wk. Closing % Change	YTD % Change	Intra Week		Wk. Turnover (ID'000)	52 Week		P/E		P/BV		Dividend (%)		Net Profit (ID mn)		BV (ID mn)		Note
		(ID mn)	(\$ mn)		(ID mn)	(\$ mn)			High	Low		High	Low	FY08	FY09	FY08	FY09	2008*	2009**	FY08	FY09	FY08	FY09	
Banking Sector																								
Commercial Bank of Iraq	BCOI	100,000	85.5	1.28	128,000	109.4	-4.5%	-7.9%	1.34	1.27	976,968	1.55	1.26	73.2	33.4	1.9	1.5	-	-	1,749	3,832	67,053	84,151	-
Bank of Baghdad	BBOB	100,000	85.5	3.98	398,000	340.2	0.0%	122.3%	0.00	0.00	0	4.15	1.30	18.6	25.2	4.3	3.6	-	-	21,417	15,802	93,342	109,170	Suspended
Iraqi Islamic Bank	BIIB	51,192	43.8	1.00	51,192	43.8	-1.0%	11.1%	1.03	1.00	19,270,718	1.03	0.75	m.d.	101.2	2.0	1.0	-	-	-325	506	25,436	51,658	-
Iraqi Middle East Investment Bank	BIME	100,000	85.5	1.62	162,000	138.5	-4.1%	47.3%	1.69	1.62	1,190,154	1.81	0.80	11.6	13.8	2.5	2.1	-	-	13,952	11,707	63,840	75,547	-
Investment Bank of Iraq	BIBI	75,020	64.1	1.12	84,022	71.8	0.0%	-9.7%	0.00	0.00	0	1.32	1.09	10.4	18.3	1.8	1.3	-	-	8,083	4,595	47,046	62,522	Suspended
National Bank of Iraq	BNOI	50,000	42.7	0.91	45,500	38.9	0.0%	12.3%	0.00	0.00	0	1.01	0.78	14.5	77.6	1.5	0.9	-	-	3,135	586	31,081	51,767	Suspended
Credit Bank of Iraq	BROI	100,000	85.5	3.68	368,000	314.5	0.0%	50.2%	0.00	0.00	0	4.70	1.65	21.4	48.5	4.0	3.3	-	-	17,194	7,592	93,070	111,913	Suspended
Dar Essalaam Investment Bank	BDSI	72,000	61.5	6.45	464,400	396.9	0.0%	5.7%	0.00	0.00	0	6.80	5.00	27.0	47.0	7.8	7.1	-	-	17,196	9,880	59,854	65,036	Suspended
Sumer Commerical Bank	BSUC	85,000	72.6	0.85	72,250	61.8	0.0%	4.9%	0.00	0.00	0	0.92	0.80	83.5	14.2	1.5	1.2	-	-	865	5,091	49,752	59,249	Suspended
Babylon Bank	BBAY	50,000	42.7	1.00	50,000	42.7	0.0%	14.9%	0.00	0.00	0	1.09	0.85	9.0	13.7	1.3	0.9	-	-	5,537	3,657	39,636	55,363	Suspended
Economy Bank for Investment	BEFI	76,000	65.0	1.36	103,360	88.3	0.0%	4.6%	0.00	0.00	0	1.67	1.20	7.2	16.2	2.4	1.2	-	-	14,295	6,387	43,519	84,589	Suspended
Gulf Commercial Bank	BGUC	56,990	48.7	1.01	57,560	49.2	0.0%	12.2%	0.00	0.00	0	1.29	0.84	3.8	7.2	1.4	1.0	-	-	15,112	7,957	41,050	60,055	Suspended
Warka Bank for Investment	BWAI	75,000	64.1	1.26	94,500	80.8	0.0%	0.0%	0.00	0.00	0	1.26	1.26	5.7	3.4	1.2	1.0	-	-	16,691	27,999	80,140	94,950	Suspended
Mosul Bank	BMFI	50,000	42.7	1.35	67,500	57.7	0.0%	48.4%	0.00	0.00	0	1.49	0.87	10.5	8.4	1.8	1.1	-	-	6,449	8,071	37,157	60,836	Suspended
Union Bank of Iraq	BUOI	50,000	42.7	1.05	52,500	44.9	0.0%	16.7%	0.00	0.00	0	1.09	0.88	36.8	18.8	1.9	1.0	-	-	1,425	2,795	27,959	54,016	Suspended
North Bank	BNOR	125,000	106.8	2.80	350,000	299.1	0.0%	40.0%	0.00	0.00	0	3.32	2.46	24.4	19.6	3.0	2.8	-	9.2%	14,370	17,816	117,821	126,685	Suspended
Kurdistan International Bank	BKUI	100,000	85.5	2.82	282,000	241.0	-6.0%	98.6%	3.02	2.80	218,678	3.36	1.22	24.9	21.3	4.2	3.6	-	-	11,313	13,233	66,601	77,934	-
Ashur Bank	BASH	66,700	57.0	0.99	66,033	56.4	0.0%	12.5%	0.00	0.00	0	1.11	0.82	7.0	6.7	1.1	1.0	-	-	9,469	9,846	59,561	69,303	Suspended
Mansour Bank	BMNS	75,000	64.1	1.75	131,250	112.2	0.0%	25.0%	0.00	0.00	0	1.88	1.17	12.2	30.1	1.7	1.6	-	-	10,718	4,356	76,255	81,006	Suspended
United Bank for Investment	BUND	150,000	128.2	3.56	534,000	456.4	0.0%	102.3%	0.00	0.00	0	3.56	1.50	m.d.	38.1	22.6	4.7	-	-	-711	14,025	23,646	112,678	Suspended
Dijla and Furat Bank	BDFD	50,000	42.7	0.85	42,500	36.3	0.0%	19.7%	0.00	0.00	0	1.05	0.69	23.5	8.1	0.8	0.8	-	-	1,806	5,254	50,101	55,355	Suspended
Total					3,604,567	3,080.8					21,656,517													
Insurance Sector																								
Al-Ameen Insurance	NAME	1,000	0.9	2.95	2,950	2.5	0.0%	118.5%	0.00	0.00	0	3.06	1.06	9.9	20.6	1.9	1.8	-	-	297	143	1,519	1,645	Suspended
Dar Essalaam Insurance	NDSA	2,200	1.9	4.65	10,230	8.7	0.0%	6.9%	0.00	0.00	0	5.25	2.40	48.6	48.2	3.9	3.5	-	10.0%	211	212	2,630	2,891	Suspended
Ahliya Insurance	NAHF	1,508	1.3	1.37	2,066	1.8	0.0%	21.2%	0.00	0.00	0	1.83	1.05	11.3	9.4	1.2	1.0	-	-	183	221	1,786	1,998	Suspended
Al-Hamraa Insurance	NHAM	1,500	1.3	2.20	3,300	2.8	0.0%	46.7%	0.00	0.00	0	2.25	0.92	5.8	9.9	2.5	2.0	-	-	572	335	1,332	1,646	-
Gulf Insurance and Reinsurance	NGIR	2,000	1.7	1.18	2,360	2.0	-7.8%	-18.1%	1.27	1.18	322,682	2.00	1.18	148.0	67.1	2.2	2.2	-	-	16	35	1,064	1,095	-
Total					20,906	17.9					322,682													
Investment Sector																								
Al-Kheir Financial Investment	VKHF	7,000	6.0	0.69	4,830	4.1	-5.5%	76.9%	0.69	0.68	12,890	0.79	0.37	8.2	61.5	0.6	0.6	-	-	587	78	7,854	7,933	-
Al-Ameen Financial Investment	VAMF	750	0.6	0.73	548	0.5	0.0%	-18.9%	0.00	0.00	0	0.90	0.73	m.d.	12.6	1.0	0.8	-	-	-275	43	545	670	-
Al-Ayaam Financial Investment	VAYF	400	0.3	1.00	400	0.3	0.0%	0.0%	0.00	0.00	0	1.00	0.95	169.8	7.7	1.7	1.0	-	-	2	52	242	383	-
Al-Wiaam Financial Investment	VWIF	1,250	1.1	2.81	3,513	3.0	0.0%	44.1%	0.00	0.00	0	2.85	1.70	m.d.	9.7	2.6	2.2	-	-	-34	361	1,357	1,630	Suspended
Mesopotamia Investment	VMES	1,000	0.9	0.90	900	0.8	0.0%	-10.0%	0.00	0.00	0	1.00	0.90	112.5	124.3	0.9	0.9	-	-	8	7	968	975	-
Al-Qum'a for Financial Investment	VQUF	1,000	0.9	2.45	2,450	2.1	0.0%	202.5%	0.00	0.00	0	2.68	0.80	m.d.	59.0	4.6	4.3	-	-	-10	42	533	564	-
Al-Khaima Financial Investment	VKHA	400	0.3	1.00	400	0.3	0.0%	0.0%	0.00	0.00	0	1.00	1.00	116.5	4.9	1.4	0.9	-	-	3	82	295	455	-
Al-Zawraa for Financial Investment	VZAF	1,000	0.9	0.92	920	0.8	0.0%	-16.4%	0.00	0.00	0	1.12	0.90	20.2	46.0	0.8	0.8	-	-	46	20	1,100	1,129	Suspended
AL- Batek for Financial Investment	VBAT	1,000	0.9	0.92	920	0.8	0.0%	-1.1%	0.00	0.00	0	0.93	0.92	11.0	13.9	0.9	0.9	7.8%	8.0%	84	66	1,041	1,044	-
Total					14,880	12.7					12,890													

Performance of Traded Shares

Code	Paid-in Capital		Closing Price	Market Cap		Wk. Closing % Change	YTD % Change	Intra Week		Wk. Turnover (ID'000)	52 Week		P/E		P/BV		Dividend (%)		Net Profit (ID mn)		BV (ID mn)		Note	
	(ID mn)	(\$ mn)		(ID mn)	(\$ mn)			High	Low		High	Low	FY08	FY09	FY08	FY09	2008*	2009**	FY08	FY09	FY08	FY09		
Services Sector																								
Kharkh Tour Amusement City	SKTA	175	0.1	11.50	2,013	1.7	-4.2%	-17.9%	11.50	11.50	1,150	20.84	10.25	m.d.	m.d.	14.4	13.6	-	-	1	8	139	148	-
Mosul for Funfairs	SMOF	230	0.2	25.45	5,841	5.0	0.0%	-16.6%	0.00	0.00	0	41.00	19.25	28.8	17.2	14.9	8.0	50.0%	-	203	340	393	729	Suspended
Mamoura Real Estate Investment	SMRI	11,726	10.0	4.92	57,692	49.3	1.7%	113.0%	4.92	4.70	155,057	4.97	1.20	58.8	52.4	7.8	6.8	-	-	981	1,101	7,372	8,529	-
Al-Ameen Estate Investment	SAEI	6,960	5.9	3.10	21,576	18.4	0.0%	1.3%	0.00	0.00	0	3.75	1.75	m.d.	m.d.	3.1	3.1	-	-	-5	-37	6,994	7,001	-
AL-Nukhba General Contracting	SNUC	1,600	1.4	4.50	7,200	6.2	0.0%	28.6%	0.00	0.00	0	4.50	1.45	23.2	35.8	3.6	3.9	-	20.0%	310	201	1,977	1,858	-
Iraqi Land Transport	SILT	10,000	8.5	7.17	71,700	61.3	0.0%	-50.7%	7.20	7.03	200,724	15.90	7.00	41.3	21.6	7.1	6.0	-	-	1,734	3,317	10,088	11,908	-
Baghdad Passengers Transport	SBPT	160	0.1	31.00	4,960	4.2	-4.6%	24.0%	33.00	31.00	4,567	33.00	13.75	m.d.	14.3	17.7	8.0	-	10.0%	14	346	281	623	-
Iraqi for General Transportation	SIGT	1,500	1.3	7.21	10,815	9.2	0.0%	0.0%	0.00	0.00	0	7.21	7.21	m.d.	m.d.	m.d.	m.d.	32.0%	-	n.a.	n.a.	n.a.	n.a.	Suspended
AL-Badia General Trans	SBAG	1,350	1.2	14.25	19,238	16.4	1.7%	7.5%	14.25	14.00	8,974	15.55	9.70	14.2	18.6	8.3	5.9	50.0%	50.0%	1,356	1,033	2,326	3,260	-
Baghdad Motor cars Servicing	SBMC	1,080	0.9	1.78	1,922	1.6	-0.6%	2.9%	1.79	1.78	8,669	2.30	1.65	m.d.	m.d.	10.0	m.d.	-	-	-38	n.a.	193	n.a.	-
Total					202,956	173.5					379,141													
Industry Sector																								
Nineveh Food Industries	INFI	3,600	3.1	0.95	3,420	2.9	5.6%	-13.6%	0.95	0.90	1,328	3.54	0.88	m.d.	m.d.	1.1	1.2	-	-	n.a.	n.a.	3,010	2,897	-
Al-Mansour Pharmaceuticals Industries	IMAP	2,500	2.1	4.20	10,498	9.0	0.0%	52.2%	0.00	0.00	0	4.35	2.00	38.6	29.5	4.4	3.6	9.0%	-	272	356	2,390	2,894	Suspended
Modern Sewing	IMOS	1,800	1.5	0.74	1,332	1.1	0.0%	0.0%	0.00	0.00	0	0.86	0.72	m.d.	m.d.	1.0	1.2	-	-	-229	-160	1,293	1,152	Suspended
Iraqi For Tufted Carpets & Floor	IITC	500	0.4	4.50	2,250	1.9	0.0%	-6.3%	4.52	4.50	925	5.85	4.25	11.9	8.9	1.4	1.3	25.0%	25.0%	188	253	1,609	1,763	-
Northern Soft Drinks and Mineral Water	INSD	31,875	27.2	0.68	21,675	18.5	0.0%	-2.9%	0.68	0.67	81,141	0.91	0.52	m.d.	m.d.	0.7	0.7	-	-	95	-1,557	32,995	31,438	-
Eastern Brewery	IEAB	8,845	7.6	0.77	6,811	5.8	0.0%	0.0%	0.00	0.00	0	0.85	0.77	m.d.	m.d.	2.3	m.d.	-	-	-118	n.a.	2,923	n.a.	Suspended
Baghdad for Packing Materials	IBPM	270	0.2	17.00	4,590	3.9	0.0%	107.3%	0.00	0.00	0	17.50	7.50	m.d.	m.d.	14.6	15.6	-	-	15	-18	315	295	Suspended
Modern Chemical Industries	IMCI	60	0.1	55.00	3,300	2.8	0.0%	0.0%	0.00	0.00	0	55.00	55.00	75.2	44.0	11.5	10.9	100.0%	100.0%	44	75	287	302	-
Baghdad Soft Drinks	IBSD	125,000	106.8	1.72	215,000	183.8	4.2%	56.4%	1.74	1.63	572,212	1.97	1.17	m.d.	37.0	2.0	1.8	-	-	-39	5,803	107,611	122,638	-
Iraqi Date Processing and Marketing	IIDP	6,337	5.4	2.00	12,674	10.8	0.0%	0.0%	0.00	0.00	0	2.00	2.00	m.d.	m.d.	1.7	m.d.	-	-	-787	n.a.	7,435	n.a.	Suspended
Al-Hilal Industries	IHLI	12,375	10.6	1.35	16,706	14.3	5.5%	16.4%	1.41	1.27	277,662	1.41	0.90	m.d.	m.d.	m.d.	178.7	-	-	-2,153	-1,034	-561	93	-
The Light Industries	ITLI	16,800	14.4	1.20	20,160	17.2	-2.4%	3.4%	1.23	1.20	49,971	1.34	0.89	m.d.	m.d.	7.7	3.5	-	-	-3,167	-3,450	2,624	5,686	-
National Chemical & Plastic Industries	INCP	7,594	6.5	4.50	34,172	29.2	-1.7%	4.7%	4.55	4.50	18,938	5.05	1.27	m.d.	m.d.	5.2	5.9	-	-	-2,248	-1,188	6,620	5,838	-
Electronic Industries	IELI	12,000	10.3	3.16	37,920	32.4	0.0%	0.0%	0.00	0.00	0	5.00	3.16	m.d.	m.d.	m.d.	m.d.	-	-	n.a.	n.a.	n.a.	n.a.	Suspended
AL-Kindi for Production of Veterinary	IKLV	2,400	2.1	3.90	9,360	8.0	8.0%	34.9%	4.00	3.55	109,411	4.00	1.75	m.d.	24.8	6.4	3.0	-	-	32	378	1,463	3,072	-
Fallujah Construction Materials	IFCM	1,080	0.9	3.40	3,672	3.1	9.3%	-9.3%	3.78	3.11	201,882	4.18	2.46	m.d.	59.6	9.1	4.3	-	-	-115	62	403	848	-
Iraqi Engineering Works	IIEW	1,000	0.9	3.42	3,420	2.9	0.9%	-3.7%	3.50	3.40	6,660	4.00	2.00	114.7	m.d.	4.0	3.9	25.0%	-	30	2	849	870	-
Al-Khazir for Construction Materials	IKHC	1,100	0.9	2.70	2,970	2.5	0.0%	-12.9%	0.00	0.00	0	3.14	1.95	m.d.	37.7	3.0	2.7	-	-	-67	79	976	1,110	Suspended
Kirkuk for Producing	IKFP	744	0.6	2.00	1,488	1.3	1.0%	-22.8%	2.10	1.98	26,911	2.75	1.80	m.d.	m.d.	18.9	17.2	-	-	-52	7	79	87	-
Modern Paint Industries	IMPI	9,214	7.9	4.63	42,660	36.5	2.9%	20.6%	4.63	4.55	102,996	5.60	1.50	m.d.	m.d.	3.8	4.3	-	-	-522	-1,132	11,105	9,980	-
National Metallic Industries and Bicycles	IMIB	5,000	4.3	2.48	12,400	10.6	0.0%	-8.1%	2.49	2.40	16,917	3.00	1.70	7.0	75.7	1.5	1.7	7.5%	10.0%	1,772	164	8,475	7,200	-
Ready Made Clothes	IRMC	956	0.8	3.58	3,422	2.9	-0.6%	48.5%	3.58	3.40	8,661	3.88	2.00	9.9	m.d.	4.0	6.6	40.0%	10.0%	345	-415	849	519	-
Iraqi for Carton Manufactures	IICM	3,795	3.2	1.30	4,934	4.2	-2.3%	-11.0%	1.31	1.29	148,021	1.79	1.17	m.d.	m.d.	m.d.	12.8	-	-	-962	-677	-215	385	-
Modern Construction Materials Industry	IMCM	3,747	3.2	0.98	3,672	3.1	0.0%	-18.3%	0.00	0.00	0	1.61	0.90	m.d.	m.d.	2.6	2.0	-	-	-74	-367	1,431	1,846	Suspended
Nationality Household Furniture Industry	IHFI	1,260	1.1	1.42	1,789	1.5	-0.7%	-14.5%	1.50	1.41	4,914	1.85	1.35	m.d.	28.6	1.3	1.2	-	-	-236	63	1,385	1,465	-
Total					480,295	410.5					1,628,548													

Source: Iraq Stock Exchange

Performance of Traded Shares

	Code	Paid-in Capital		Closing Price	Market Cap		Wk. Closing % Change	YTD % Change	Intra Week		Wk. Turnover (ID'000)	52 Week		P/E		P/BV		Dividend (%)		Net Profit (ID mn)		BV (ID mn)		Note
		(ID mn)	(\$ mn)		(ID mn)	(\$ mn)			High	Low		High	Low	FY08	FY09	FY08	FY09	2008*	2009**	FY08	FY09	FY08	FY09	
Hotel & Tourism Sector																								
Palestine Hotel	HPAL	4,470	3.8	18.06	80,728	69.0	-1.6%	-7.9%	18.35	18.00	165,437	22.00	17.00	m.d.	m.d.	20.8	28.1	-	-	-724	-1,159	3,876	2,873	-
Ishtar Hotels	HISH	1,500	1.3	34.90	52,350	44.7	-1.1%	-3.1%	35.25	34.90	61,607	37.00	18.00	m.d.	m.d.	29.5	55.7	-	-	-887	-863	1,776	940	-
Babylon Hotel	HBAY	1,350	1.2	40.00	54,000	46.2	0.0%	-1.5%	40.00	40.00	400	43.50	13.00	m.d.	m.d.	m.d.	147.7	-	-	-540	-158	243	366	-
Baghdad Hotel	HBAG	1,922	1.6	17.94	34,481	29.5	-0.9%	-8.9%	18.10	17.93	76,060	21.25	3.00	m.d.	m.d.	15.1	23.9	-	-	-531	-833	2,278	1,445	-
National for Tourist Investments	HNTI	2,755	2.4	24.43	67,305	57.5	-4.2%	19.2%	25.40	23.90	276,960	25.80	10.00	162.7	129.9	21.1	17.6	-	-	414	518	3,184	3,817	-
Ashour Hotel	HASH	376	0.3	14.10	5,307	4.5	-3.4%	8.5%	14.50	14.10	30,201	16.50	11.00	m.d.	m.d.	20.7	20.7	-	-	-37	-12	256	256	-
Tourist Village of Mosul dam	HTVM	40	0.0	32.00	1,280	1.1	3.2%	-11.8%	32.75	32.00	38,808	37.00	3.00	m.d.	m.d.	m.d.	m.d.	150.0%	-	-62	-100	-42	-135	-
Karbala Hotels	HKAR	1,620	1.4	5.56	9,007	7.7	-2.5%	-4.1%	5.72	5.56	42,354	6.52	4.75	m.d.	m.d.	9.9	5.3	-	-	22	-1	907	1,715	-
AL-Mansour Hotel	HMAN	2,923	2.5	43.00	125,689	107.4	0.0%	12.0%	43.00	43.00	11,564	43.50	22.00	m.d.	111.8	53.6	36.1	-	-	114	1,124	2,346	3,482	-
Al-Sadeer Hotel	HSAD	708	0.6	50.00	35,400	30.3	9.9%	-2.9%	50.00	46.00	46,210	51.50	3.00	m.d.	103.3	53.7	35.0	-	-	3	343	660	1,011	-
Total					465,547	397.9					749,602													
Agriculture Sector																								
AL-Therar for Agricultural Production	ATHP	2,400	2.1	0.40	960	0.8	0.0%	0.0%	0.00	0.00	0	0.40	0.40	2.7	2.3	1.0	1.7	-	-	350	423	981	558	Out of Trade
The Modern for Animal Agricultural Prod.	AMAP	540	0.5	1.70	918	0.8	16.4%	16.4%	1.75	1.46	4,845	2.18	1.00	22.4	32.7	0.3	0.3	-	-	41	28	2,969	2,939	-
Al-Ahlyia for Agricultural	AAHP	575	0.5	0.86	495	0.4	2.4%	-21.8%	0.90	0.85	475	1.12	0.80	m.d.	m.d.	0.9	1.0	-	-	-65	-81	565	483	-
Middle East for Production - Fish	AMEF	300	0.3	25.00	7,500	6.4	0.0%	25.0%	25.02	25.00	11,565	25.80	2.00	144.0	86.2	17.9	14.6	20.0%	-	52	87	420	514	-
Iraqi for Seed Production	AISP	3,140	2.7	3.89	12,215	10.4	-1.5%	55.6%	3.90	3.70	16,998	4.26	1.85	m.d.	53.0	25.4	16.6	-	-	-514	230	481	734	-
Iraqi For Meat production and marketing	AIPM	3,750	3.2	7.35	27,563	23.6	-0.1%	5.0%	8.00	7.35	35,290	8.50	6.16	m.d.	m.d.	4.9	5.1	-	-	-665	-194	5,573	5,455	-
Iraqi Agricultural Products Marketng	AIRP	360	0.3	6.75	2,430	2.1	5.5%	45.2%	6.75	6.60	2,984	7.30	3.60	26.1	24.5	3.2	2.6	-	20.0%	93	99	764	931	-
Total					52,080	44.5					72,158													
Grand Total					4,841,231	4,137.8					24,821,538													

* Dividend distributed in 2008 from 2007 year-end profit.

** Dividend distributed in 2009 from 2008 year-end profit.

Source: Iraq Stock Exchange

Note: "Suspended" companies are not trading due to General Assembly Meeting or ISX / ISC Instructions.

"Out of Trade" companies are not trading, because they haven't completed the procedures to start electronic trading yet.