

For any inquiries, contact:

Research

Aysegul Ozge Ozgur

aozgur@rabeesecurities.com

Trading

trading@rabeesecurities.com

Address: 903/14/19

Karada

Baghdad-Iraq

Tel: +964 1 7180 696

info@rabeesecurities.com

RS Bloomberg page: <RSIQ>

www.rabeesecurities.com

DISCLAIMER

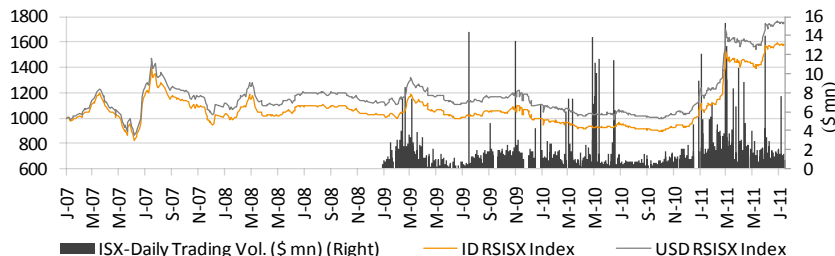
This publication may not be reproduced, modified, or re-disseminated in whole or in part without the prior written permission of Rabee Securities. The information provided herein is of a general nature and for informational purposes only and is not intended to serve as an offer or solicitation with respect to the purchase or sale of any security, or as a recommendation to adopt any particular trading strategy. Such information is subject to change without prior notice. Although Rabee Securities obtains information from sources it considers reliable, Rabee Securities makes no representations or warranties, express or implied, as to the information's accuracy or completeness. Furthermore, such information may be incomplete or condensed. Rabee Securities, its affiliates, directors, employees, assigns, agents, and successors bear no liability for any errors or omissions in this publication or for any losses arising from the use of or reliance upon this information. This limitation on liability applies to direct, indirect, consequential, special, punitive, or other damages, as well as damages for loss of profits or business interruption. Investors shall bear all responsibility for investment decisions taken on the basis of the contents of this report. Rabee Securities strongly advises potential investors to seek financial guidance when determining whether an investment is appropriate to their needs. All estimates included in this report constitute Rabee Securities' opinion as of the date published on the report and are subject to change without notice.

Weekly Bulletin

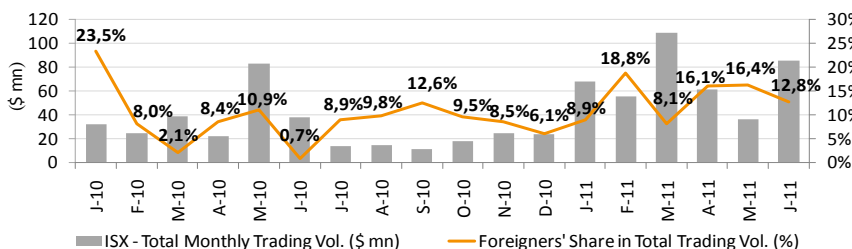
Weekly Value Traded

ID6,389,637,000

Rabee Securities (RS) Index - RSISX Index



ISX - Total Monthly Trading Vol. (\$ mn) & Foreigners' Share in Total T. Vol. (%)



Best Performers - Weekly

Code	Price (ID)	Price Chn/w
IKLV	4.160	6.7%
HTVM	34.050	6.4%
HSAD	52.500	5.0%
BKUI	2.960	5.0%
BIME	1.690	4.3%

Worst Performers - Weekly

Code	Price (ID)	Price Chn/w
VAYF	0.810	-19.0%
IHLI	1.280	-5.2%
VMES	0.860	-4.4%
IMIB	2.370	-4.4%
VKHF	0.660	-4.3%

RSISX Index Vs. Neighbour Market S.E.

Market	Index Close	Weekly Chg.	YTD Chg.
IRAQ (RSISX)	1,580	0.0%	59.6%
EGYPT	5,137	0.8%	-23.3%
KUWAIT	6,078	-1.5%	-11.9%
SAUDI	6,490	-0.3%	-2.5%
MUSCAT	5,943	-0.7%	-14.9%
QATAR	8,393	-1.1%	-7.4%
DUBAI	1,523	-1.6%	-5.3%
ABUDHABI	2,693	-1.2%	0.4%
BAHRAIN	1,303	-1.2%	-8.4%
TURKEY	59,802	-4.6%	-9.3%
IRAN	24,602	1.3%	30.5%

Top 5 Traded Volume - Weekly

Code	Price (ID)	Trading Vol. (ID mn)/w	Trad. Vol. (\$mn)/w
BIME	1.690	1,170	1.0
NGIR	1.130	729	0.6
BCOI	1.260	657	0.6
HPAL	17.900	599	0.5
IBSD	1.680	530	0.5

By the end of the week, 31 companies were able to trade in this session, and 35 companies were unable to do so mainly due to their General Assembly Meeting or ISX / ISC Instructions.

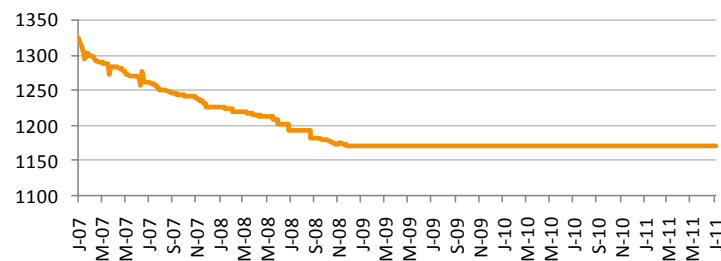
The dinar remained stable for the week, trading at 1170 to the dollar. Volumes for the week reached ID6.4bln (\$5.5mn), and the numbers of shares

traded reached 3.2bln, with the banking sector experiencing the highest volume and turnover.

Foreigners executed total 533 transactions this week. They executed 451 buying transactions amounted at ID2.0bln (\$1.7mn) and 82 selling transactions amounted at ID643mn (\$550ths). Thus, net purchases of foreigners reached ID1.3bln (\$1.1mn), while their share in total trading volume was 20.5%.

Iraqi Dinar Value

1USD=1170



News from Iraq

Politics

- Iraqi President Jalal Talabani has denied the existence of any plan to extend the U.S. troops' presence in Iraq, despite the Iraqi Army not being entirely prepared to protect the country's borders. (Aswat Al-Iraq)
- A leading member in the Higher Islamic Council MP, Jalauldin al-Sagheer, said on Wednesday that the present political differences are between Premier Nouri al-Maliki and al-Iraqiya Bloc, and not with the National Alliance, pointing out that Maliki's viewpoints do not necessarily express those of the National Alliance. (Aswat Al-Iraq)
- The Parliamentary Foreign Relations Commission received on Monday European Union's ambassador to Iraq Yana Habshkova. Both sides discussed bilateral relations between Iraq and the EU. (Aswat Al-Iraq)

Economics

- Iraq attracted \$45bln in new investment so far this year, more than the total for the whole of last year, according to a report by Dunia Frontier Consultants reported by USA on Wednesday. (AKnews)
- Iraq and China have signed a Memo of Understanding (MOU) for economic and technical cooperation and another MOU for the training of the Iraqi cadres in China, according to a statement on Monday by PM, Nouri al-Maliki's office. (Aswat Al-Iraq)

ISX -Company Announcements

- Mosul for Funfairs (SMOF) resumed trading on July 21. In the AGM, the Company approved to distribute 100% cash dividend.
- Baghdad Passengers Transport (SBPT) will hold AGM on August 1, 2011 to discuss 2010 annual financial report, capital increase, cash dividend ratio and the election of new board of directors. ISX will suspend trading of SBPT starting July 26.
- Ishtar Hotels (HISH) will hold AGM on July 31 to discuss annual financial report and election of new board members. ISX will suspend trading of HISH starting July 24.
- Credit Bank of Iraq (BROI) resumed trading on July 20, 2011.
- AL- Batek for Financial Investment (VBAT) will hold AGM on July 26 to discuss 2010 annual financial report and cash dividend ratio. ISX suspended trading of VBAT on July 19.
- Iraqi Islamic Bank (BIIB) will hold AGM on July 25 to discuss 2010 annual financial report and capital increase through rights issue. ISX suspended trading of BIIB starting on July 18, 2011.
- National for Tourist Investments (HNTI) will hold AGM on July 24 to discuss 2010 annual financial report and capital increase through bonus issue. ISX suspended trading of HNTI shares starting on July 17.
- ISX suspended trading of Nationality Household Furniture Ind. (IHFI) on July 14 due to AGM which was held on July 21 to discuss 2010 annual financial report and election of new board members.

Performance of Traded Shares

Code	Paid-in Capital		Closing Price	Market Cap		Wk. Closing		Intra Week		Wk. Turnover (ID'000)	52 Week		P/E		P/BV		Dividend (%)		Net Profit (ID mn)		BV (ID mn)		Note	
	(ID mn)	(\$ mn)		(ID mn)	(\$ mn)	% Change	% Change	High	Low		High	Low	FY08	FY09	FY08	FY09	2008*	2009**	FY08	FY09	FY08	FY09		
Banking Sector																								
Commercial Bank of Iraq	BCOI	100,000	85.5	1.26	126,000	107.7	-1.6%	-9.4%	1.30	1.26	657,362	1.55	1.26	72.0	32.9	1.9	1.5	-	-	1,749	3,832	67,053	84,151	-
Bank of Baghdad	BBOB	100,000	85.5	3.98	398,000	340.2	-	122.3%	-	-	-	4.15	1.30	18.6	25.2	4.3	3.6	-	-	21,417	15,802	93,342	109,170	Suspended
Iraqi Islamic Bank	BIIB	51,192	43.8	1.01	51,704	44.2	1.0%	12.2%	1.01	1.00	43,624	1.03	0.75	m.d.	102.2	2.0	1.0	-	-	-325	506	25,436	51,658	Suspended
Iraqi Middle East Investment Bank	BIME	100,000	85.5	1.69	169,000	144.4	4.3%	53.6%	1.69	1.62	1,169,605	1.81	0.80	12.1	14.4	2.6	2.2	-	-	13,952	11,707	63,840	75,547	-
Investment Bank of Iraq	BIBI	75,020	64.1	1.12	84,022	71.8	-	-9.7%	-	-	-	1.32	1.09	10.4	18.3	1.8	1.3	-	-	8,083	4,595	47,046	62,522	Suspended
National Bank of Iraq	BNOI	50,000	42.7	0.91	45,500	38.9	-	12.3%	-	-	-	1.01	0.78	14.5	77.6	1.5	0.9	-	-	3,135	586	31,081	51,767	Suspended
Credit Bank of Iraq	BROI	100,000	85.5	3.68	368,000	314.5	-	50.2%	3.75	3.60	108,897	4.70	1.65	21.4	48.5	4.0	3.3	-	-	17,194	7,592	93,070	111,913	-
Dar Essalaam Investment Bank	BDSI	72,000	61.5	6.45	464,400	396.9	-	5.7%	-	-	-	6.80	5.00	27.0	47.0	7.8	7.1	-	-	17,196	9,880	59,854	65,036	Suspended
Sumer Commerical Bank	BSUC	85,000	72.6	0.85	72,250	61.8	-	4.9%	-	-	-	0.92	0.80	83.5	14.2	1.5	1.2	-	-	865	5,091	49,752	59,249	Suspended
Babylon Bank	BBAY	50,000	42.7	1.00	50,000	42.7	-	14.9%	-	-	-	1.09	0.85	9.0	13.7	1.3	0.9	-	-	5,537	3,657	39,636	55,363	Suspended
Economy Bank for Investment	BEFI	76,000	65.0	1.36	103,360	88.3	-	4.6%	-	-	-	1.67	1.20	7.2	16.2	2.4	1.2	-	-	14,295	6,387	43,519	84,589	Suspended
Gulf Commercial Bank	BGUC	56,990	48.7	1.01	57,560	49.2	-	12.2%	-	-	-	1.29	0.84	3.8	7.2	1.4	1.0	-	-	15,112	7,957	41,050	60,055	Suspended
Warka Bank for Investment	BWAI	75,000	64.1	1.26	94,500	80.8	-	-	-	-	-	1.26	1.26	5.7	3.4	1.2	1.0	-	-	16,691	27,999	80,140	94,950	Suspended
Mosul Bank	BMFI	50,000	42.7	1.35	67,500	57.7	-	48.4%	-	-	-	1.49	0.87	10.5	8.4	1.8	1.1	-	-	6,449	8,071	37,157	60,836	Suspended
Union Bank of Iraq	BUOI	50,000	42.7	1.05	52,500	44.9	-	16.7%	-	-	-	1.09	0.88	36.8	18.8	1.9	1.0	-	-	1,425	2,795	27,959	54,016	Suspended
North Bank	BNOR	125,000	106.8	2.80	350,000	299.1	-	40.0%	-	-	-	3.32	2.46	24.4	19.6	3.0	2.8	-	9.2%	14,370	17,816	117,821	126,685	Suspended
Kurdistan International Bank	BKUI	100,000	85.5	2.96	296,000	253.0	5.0%	108.5%	3.00	2.80	274,291	3.36	1.22	26.2	22.4	4.4	3.8	-	-	11,313	13,233	66,601	77,934	-
Ashur Bank	BASH	66,700	57.0	0.99	66,033	56.4	-	12.5%	-	-	-	1.11	0.82	7.0	6.7	1.1	1.0	-	-	9,469	9,846	59,561	69,303	Suspended
Mansour Bank	BMNS	75,000	64.1	1.75	131,250	112.2	-	25.0%	-	-	-	1.88	1.17	12.2	30.1	1.7	1.6	-	-	10,718	4,356	76,255	81,006	Suspended
United Bank for Investment	BUND	150,000	128.2	3.56	534,000	456.4	-	102.3%	-	-	-	3.56	1.50	m.d.	38.1	22.6	4.7	-	-	-711	14,025	23,646	112,678	Suspended
Dijla and Furat Bank	BDFD	50,000	42.7	0.85	42,500	36.3	-	19.7%	-	-	-	1.05	0.69	23.5	8.1	0.8	0.8	-	-	1,806	5,254	50,101	55,355	Suspended
Total					3,624,079	3,097.5					2,253,779													
Insurance Sector																								
Al-Ameen Insurance	NAME	1,000	0.9	2.95	2,950	2.5	-	118.5%	-	-	-	3.06	1.06	9.9	20.6	1.9	1.8	-	-	297	143	1,519	1,645	Suspended
Dar Essalaam Insurance	NDSA	2,200	1.9	4.65	10,230	8.7	-	6.9%	-	-	-	5.25	2.40	48.6	48.2	3.9	3.5	-	10.0%	211	212	2,630	2,891	Suspended
Ahliya Insurance	NAHF	1,508	1.3	1.37	2,066	1.8	-	21.2%	-	-	-	1.83	1.05	11.3	9.4	1.2	1.0	-	-	183	221	1,786	1,998	Suspended
Al-Hamraa Insurance	NHAM	1,500	1.3	2.20	3,300	2.8	-	46.7%	-	-	-	2.25	0.92	5.8	9.9	2.5	2.0	-	-	572	335	1,332	1,646	-
Gulf Insurance and Reinsurance	NGIR	2,000	1.7	1.13	2,260	1.9	-4.2%	-21.5%	1.18	1.10	729,209	2.00	1.10	141.7	64.2	2.1	2.1	-	-	16	35	1,064	1,095	-
Total					20,806	17.8					729,209													
Investment Sector																								
Al-Kheir Financial Investment	VKHF	7,000	6.0	0.66	4,620	3.9	-4.3%	69.2%	0.70	0.65	12,306	0.79	0.37	7.9	58.9	0.6	0.6	-	-	587	78	7,854	7,933	-
Al-Ameen Financial Investment	VAMF	750	0.6	0.73	548	0.5	-	-18.9%	-	-	-	0.90	0.73	m.d.	12.6	1.0	0.8	-	-	-275	43	545	670	-
Al-Ayaam Financial Investment	VAYF	400	0.3	0.81	324	0.3	-19.0%	-19.0%	0.90	0.81	485	1.00	0.81	137.6	6.2	1.3	0.8	-	-	2	52	242	383	-
Al-Wiaam Financial Investment	VWIF	1,250	1.1	2.81	3,513	3.0	-	44.1%	-	-	-	2.85	1.70	m.d.	9.7	2.6	2.2	-	-	-34	361	1,357	1,630	Suspended
Mesopotamia Investment	VMES	1,000	0.9	0.86	860	0.7	-4.4%	-14.0%	0.86	0.83	32,780	1.00	0.83	107.5	118.8	0.9	0.9	-	-	8	7	968	975	-
Al-Qum'a for Financial Investment	VQUF	1,000	0.9	2.41	2,410	2.1	-1.6%	197.5%	2.45	2.41	243,824	2.68	0.80	m.d.	58.0	4.5	4.3	-	-	-10	42	533	564	-
Al-Khaima Financial Investment	VKHA	400	0.3	1.00	400	0.3	-	-	1.00	1.00	189	1.00	1.00	116.5	4.9	1.4	0.9	-	-	3	82	295	455	-
Al-Zawraa for Financial Investment	VZAF	1,000	0.9	0.92	920	0.8	-	-16.4%	-	-	-	1.12	0.90	20.2	46.0	0.8	0.8	-	-	46	20	1,100	1,129	-
AL- Batek for Financial Investment	VBAT	1,000	0.9	0.92	920	0.8	-	-1.1%	-	-	-	0.93	0.92	11.0	13.9	0.9	0.9	7.8%	8.0%	84	66	1,041	1,044	Suspended
Total					14,514	12.4					289,585													

Performance of Traded Shares

Code	Paid-in Capital		Closing Price	Market Cap		Wk. Closing		Intra Week		Wk. Turnover (ID'000)	52 Week		P/E		P/BV		Dividend (%)		Net Profit (ID mn)		BV (ID mn)		Note	
	(ID mn)	(\$ mn)		(ID mn)	(\$ mn)	% Change	% Change	High	Low		High	Low	FY08	FY09	FY08	FY09	2008*	2009**	FY08	FY09	FY08	FY09		
Services Sector																								
Kharkh Tour Amuzement City	SKTA	175	0.1	11.50	2,013	1.7	-	-17.9%	-	-	-	20.84	10.25	m.d.	m.d.	14.4	13.6	-	-	1	8	139	148	-
Mosul for Funfairs	SMOF	230	0.2	24.50	5,623	4.8	-3.7%	-19.7%	24.50	24.50	1,225	41.00	19.25	27.7	16.5	14.3	7.7	50.0%	-	203	340	393	729	-
Mamoura Realestate Investment	SMRI	11,726	10.0	4.86	56,988	48.7	-1.2%	110.4%	4.97	4.86	192,467	4.97	1.20	58.1	51.8	7.7	6.7	-	-	981	1,101	7,372	8,529	-
Al-Ameen Estate Investment	SAEI	6,960	5.9	3.10	21,576	18.4	-	1.3%	-	-	-	3.75	1.80	m.d.	m.d.	3.1	3.1	-	-	-5	-37	6,994	7,001	-
AL-Nukhba General Contracting	SNUC	1,600	1.4	4.50	7,200	6.2	-	28.6%	-	-	-	4.50	1.45	23.2	35.8	3.6	3.9	-	20.0%	310	201	1,977	1,858	Suspended
Iraqi Land Transport	SILT	10,000	8.5	7.07	70,700	60.4	-1.4%	-51.4%	7.20	7.05	176,319	15.90	7.00	40.8	21.3	7.0	5.9	-	-	1,734	3,317	10,088	11,908	-
Baghdad Passengers Transport	SBPT	160	0.1	31.00	4,960	4.2	-	24.0%	31.00	31.00	4,787	33.00	13.75	m.d.	14.3	17.7	8.0	-	10.0%	14	346	281	623	-
Iraqi for General Transportation	SIGT	1,500	1.3	7.21	10,815	9.2	-	-	-	-	-	7.21	7.21	m.d.	m.d.	m.d.	m.d.	32.0%	-	n.a.	n.a.	n.a.	n.a.	Suspended
AL-Badia General Trans	SBAG	1,350	1.2	14.25	19,238	16.4	-	7.5%	14.25	14.20	22,669	15.55	9.70	14.2	18.6	8.3	5.9	50.0%	50.0%	1,356	1,033	2,326	3,260	-
Baghdad Motor cars Servicing	SBMC	1,080	0.9	1.75	1,890	1.6	-1.7%	1.2%	1.78	1.75	1,006	2.30	1.65	m.d.	m.d.	9.8	m.d.	-	-	-38	n.a.	193	n.a.	-
Total					201,002	171.8					398,473													
Industry Sector																								
Nineveh Food Industries	INFI	3,600	3.1	0.96	3,456	3.0	1.1%	-12.7%	0.96	0.93	4,676	3.54	0.88	m.d.	m.d.	1.1	1.2	-	-	n.a.	n.a.	3,010	2,897	-
Al-Mansour Pharmaceuticals Industries	IMAP	2,500	2.1	4.20	10,498	9.0	-	52.2%	-	-	-	4.35	2.00	38.6	29.5	4.4	3.6	9.0%	-	272	356	2,390	2,894	Suspended
Modern Sewing	IMOS	1,800	1.5	0.74	1,332	1.1	-	-	-	-	-	0.86	0.72	m.d.	m.d.	1.0	1.2	-	-	-229	-160	1,293	1,152	Suspended
Iraqi For Tufted Carpets & Floor	IITC	500	0.4	4.50	2,250	1.9	-	-6.3%	-	-	-	5.85	4.25	11.9	8.9	1.4	1.3	25.0%	25.0%	188	253	1,609	1,763	-
Northern Soft Drinks and Mineral Water	INSD	31,875	27.2	0.68	21,675	18.5	-	-2.9%	0.68	0.67	102,758	0.91	0.52	m.d.	m.d.	0.7	0.7	-	-	95	-1,557	32,995	31,438	-
Eastern Brewery	IEAB	8,845	7.6	0.77	6,811	5.8	-	-	-	-	-	0.85	0.77	m.d.	m.d.	2.3	m.d.	-	-	-118	n.a.	2,923	n.a.	Suspended
Baghdad for Packing Materials	IBPM	270	0.2	17.00	4,590	3.9	-	107.3%	-	-	-	17.50	7.50	m.d.	m.d.	14.6	15.6	-	-	15	-18	315	295	Suspended
Modern Chemical Industries	IMCI	60	0.1	55.00	3,300	2.8	-	-	-	-	-	55.00	55.00	75.2	44.0	11.5	10.9	100.0%	100.0%	44	75	287	302	-
Baghdad Soft Drinks	IBSD	125,000	106.8	1.68	210,000	179.5	-2.3%	52.7%	1.74	1.66	529,682	1.97	1.17	m.d.	36.2	2.0	1.7	-	-	-39	5,803	107,611	122,638	-
Iraqi Date Processing and Marketing	IIDP	6,337	5.4	2.00	12,674	10.8	-	-	-	-	-	2.00	2.00	m.d.	m.d.	1.7	m.d.	-	-	-787	n.a.	7,435	n.a.	Suspended
Al-Hilal Industries	IHLI	12,375	10.6	1.28	15,840	13.5	-5.2%	10.3%	1.36	1.28	193,996	1.41	0.90	m.d.	m.d.	m.d.	169.5	-	-	-2,153	-1,034	-561	93	-
The Light Industries	ITLI	16,800	14.4	1.19	19,992	17.1	-0.8%	2.6%	1.22	1.19	28,914	1.34	0.89	m.d.	m.d.	7.6	3.5	-	-	-3,167	-3,450	2,624	5,686	-
National Chemical & Plastic Industries	INCP	7,594	6.5	4.45	33,792	28.9	-1.1%	3.5%	4.50	4.45	15,624	5.05	1.27	m.d.	m.d.	5.1	5.8	-	-	-2,248	-1,188	6,620	5,838	-
Electronic Industries	IELI	12,000	10.3	3.16	37,920	32.4	-	-	-	-	-	5.00	3.16	m.d.	m.d.	m.d.	m.d.	-	-	n.a.	n.a.	n.a.	n.a.	Suspended
AL-Kindi for Production of Veterinary	IKLV	2,400	2.1	4.16	9,984	8.5	6.7%	43.9%	4.19	3.91	110,125	4.19	1.75	m.d.	26.4	6.8	3.3	-	-	32	378	1,463	3,072	-
Fallujah Construction Materials	IFCM	1,080	0.9	3.29	3,553	3.0	-3.2%	-12.3%	3.54	3.20	54,831	4.18	2.46	m.d.	57.6	8.8	4.2	-	-	-115	62	403	848	-
Iraqi Engineering Works	IIEW	1,000	0.9	3.35	3,350	2.9	-2.0%	-5.6%	3.70	3.35	47	4.00	2.00	112.4	m.d.	3.9	3.8	25.0%	-	30	2	849	870	-
Al-khazer for Construction Materials	IKHC	1,100	0.9	2.70	2,970	2.5	-	-12.9%	-	-	-	3.14	1.95	m.d.	37.7	3.0	2.7	-	-	-67	79	976	1,110	Suspended
Kirkuk for Producing	IKFP	744	0.6	1.98	1,473	1.3	-1.0%	-23.6%	2.02	1.97	15,824	2.75	1.80	m.d.	m.d.	18.7	17.0	-	-	-52	7	79	87	-
Modern Paint Industries	IMPI	9,214	7.9	4.58	42,199	36.1	-1.1%	19.3%	4.63	4.40	75,535	5.60	1.50	m.d.	m.d.	3.8	4.2	-	-	-522	-1,132	11,105	9,980	-
National Metallic Industries and Bicycles	IMIB	5,000	4.3	2.37	11,850	10.1	-4.4%	-12.2%	2.48	2.35	17,549	3.00	1.70	6.7	72.4	1.4	1.6	7.5%	10.0%	1,772	164	8,475	7,200	-
Ready Made Clothes	IRMC	956	0.8	3.65	3,489	3.0	2.0%	51.5%	3.65	3.50	17,191	3.88	2.00	10.1	m.d.	4.1	6.7	40.0%	10.0%	345	-415	849	519	-
Iraqi for Carton Manufactories	IICM	3,795	3.2	1.26	4,782	4.1	-3.1%	-13.7%	1.31	1.26	142,296	1.79	1.17	m.d.	m.d.	m.d.	12.4	-	-	-962	-677	-215	385	-
Modern Construction Materials Industry	IMCM	3,747	3.2	0.98	3,672	3.1	-	-18.3%	-	-	-	1.61	0.90	m.d.	m.d.	2.6	2.0	-	-	-74	-367	1,431	1,846	Suspended
Nationality Household Furniture Industry	IHFI	1,260	1.1	1.42	1,789	1.5	-	-14.5%	-	-	-	1.85	1.35	m.d.	28.6	1.3	1.2	-	-	-236	63	1,385	1,465	Suspended
Total					473,242	404.5					1,309,046													

Performance of Traded Shares

Code	Paid-in Capital		Closing Price	Market Cap		Wk. Closing		Intra Week		Wk. Turnover (ID'000)	52 Week		P/E		P/BV		Dividend (%)		Net Profit (ID mn)		BV (ID mn)		Note
	(ID mn)	(\$ mn)		(ID mn)	(\$ mn)	% Change	% Change	High	Low		High	Low	FY08	FY09	FY08	FY09	2008*	2009**	FY08	FY09	FY08	FY09	
Hotel & Tourism Sector																							
HPAL	4,470	3.8	17.90	80,013	68.4	-0.9%	-8.7%	18.02	17.90	598,796	22.00	17.00	m.d.	m.d.	20.6	27.9	-	-	-724	-1,159	3,876	2,873	-
HISH	1,500	1.3	34.26	51,390	43.9	-1.8%	-4.8%	35.00	34.20	170,934	37.00	18.00	m.d.	m.d.	28.9	54.7	-	-	-887	-863	1,776	940	-
HBAY	1,350	1.2	40.00	54,000	46.2	-	-1.5%	-	-	-	43.50	13.00	m.d.	m.d.	m.d.	147.7	-	-	-540	-158	243	366	-
HBAG	1,922	1.6	18.10	34,788	29.7	0.9%	-8.1%	18.10	18.00	199,998	20.90	3.00	m.d.	m.d.	15.3	24.1	-	-	-531	-833	2,278	1,445	-
HNTI	2,755	2.4	24.43	67,305	57.5	-	19.2%	-	-	-	25.80	10.00	162.7	129.9	21.1	17.6	-	-	414	518	3,184	3,817	Suspended
HASH	376	0.3	14.00	5,269	4.5	-0.7%	7.7%	14.10	14.00	106,669	16.50	11.00	m.d.	m.d.	20.6	20.6	-	-	-37	-12	256	256	-
HTVM	40	0.0	34.05	1,362	1.2	6.4%	-6.2%	35.00	32.00	130,579	37.00	3.00	m.d.	m.d.	m.d.	m.d.	150.0%	-	-62	-100	-42	-135	-
HKAR	1,620	1.4	5.56	9,007	7.7	-	-4.1%	5.56	5.56	4,448	6.25	4.75	m.d.	m.d.	9.9	5.3	-	-	22	-1	907	1,715	-
HMAN	2,923	2.5	43.00	125,689	107.4	-	12.0%	43.00	43.00	52,374	43.50	22.00	m.d.	111.8	53.6	36.1	-	-	114	1,124	2,346	3,482	-
HSAD	708	0.6	52.50	37,170	31.8	5.0%	1.9%	52.50	50.00	17,623	52.50	3.00	m.d.	108.4	56.3	36.8	-	-	3	343	660	1,011	-
Total				465,993	398.3					1,281,421													
Agriculture Sector																							
ATHP	2,400	2.1	0.40	960	0.8	-	-	-	-	-	0.40	0.40	2.7	2.3	1.0	1.7	-	-	350	423	981	558	Out of Trade
AMAP	540	0.5	1.66	896	0.8	-2.4%	13.7%	1.75	1.63	5,390	2.18	1.00	21.8	32.0	0.3	0.3	-	-	41	28	2,969	2,939	Suspended
AAHP	575	0.5	0.86	495	0.4	-	-21.8%	0.86	0.86	987	1.12	0.80	m.d.	m.d.	0.9	1.0	-	-	-65	-81	565	483	-
AMEF	300	0.3	25.00	7,500	6.4	-	25.0%	25.05	25.00	67,684	25.80	2.00	144.0	86.2	17.9	14.6	20.0%	-	52	87	420	514	-
AISP	3,140	2.7	3.75	11,775	10.1	-3.6%	50.0%	3.89	3.73	36,514	4.26	1.85	m.d.	51.1	24.5	16.0	-	-	-514	230	481	734	-
AIPM	3,750	3.2	7.25	27,188	23.2	-1.4%	3.6%	7.35	7.20	16,908	8.50	6.16	m.d.	m.d.	4.9	5.0	-	-	-665	-194	5,573	5,455	-
AIRP	360	0.3	6.50	2,340	2.0	-3.7%	39.8%	6.50	6.50	642	7.30	3.60	25.2	23.6	3.1	2.5	-	20.0%	93	99	764	931	-
Total				51,153	43.7					128,125													
Grand Total				4,850,790	4,146.0					6,389,637													

* Dividend distributed in 2008 from 2007 year-end profit.

** Dividend distributed in 2009 from 2008 year-end profit.

Source: Iraq Stock Exchange

Note: "Suspended" companies are not trading due to General Assembly Meeting or ISX / ISC Instructions.

"Out of Trade" companies are not trading, because they haven't completed the procedures to start electronic trading yet.