

For any inquiries, contact:

Research
Aysegul Ozge Ozgur
aozgur@rabeesecurities.com

Trading
traders@rabeesecurities.com

Address: 903/14/19

Karada
Baghdad-Iraq
Tel: +964 1 7180 696

info@rabeesecurities.com

RS Bloomberg page: <RSIQ>

www.rabeesecurities.com

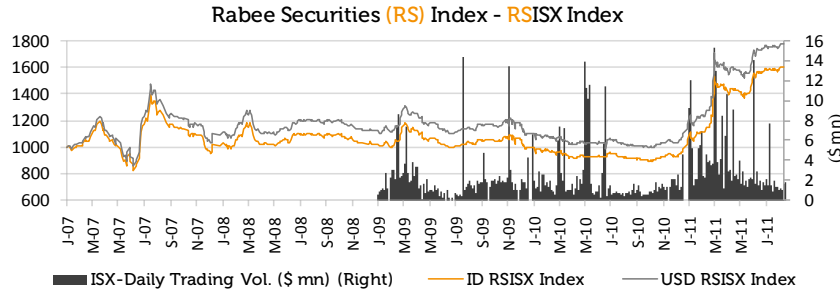
DISCLAIMER

This publication may not be reproduced, modified, or re-disseminated in whole or in part without the prior written permission of Rabee Securities. The information provided herein is of a general nature and for informational purposes only and is not intended to serve as an offer or solicitation with respect to the purchase or sale of any security, or as a recommendation to adopt any particular trading strategy. Such information is subject to change without prior notice. Although Rabee Securities obtains information from sources it considers reliable, Rabee Securities makes no representations or warranties, express or implied, as to the information's accuracy or completeness. Furthermore, such information may be incomplete or condensed. Rabee Securities, its affiliates, directors, employees, assigns, agents, and successors bear no liability for any errors or omissions in this publication or for any losses arising from the use of or reliance upon this information. This limitation on liability applies to direct, indirect, consequential, special, punitive, or other damages, as well as damages for loss of profits or business interruption. Investors shall bear all responsibility for investment decisions taken on the basis of the contents of this report. Rabee Securities strongly advises potential investors to seek financial guidance when determining whether an investment is appropriate to their needs. All estimates included in this report constitute Rabee Securities' opinion as of the date published on the report and are subject to change without notice.

Weekly Bulletin / Friday

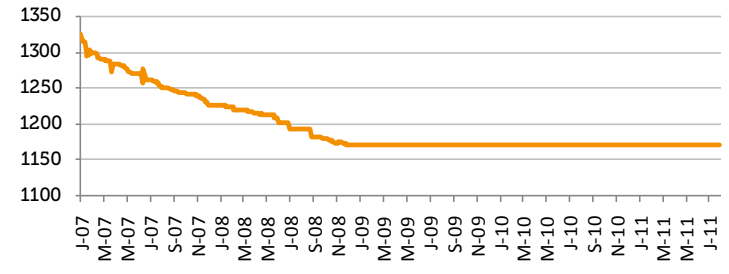
Weekly Value Traded

ID7,774,682,000

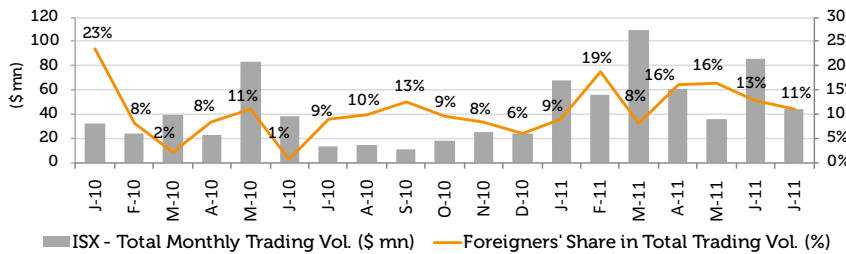


Iraqi Dinar Value

1USD=1170



ISX - Total Monthly Trading Vol. (\$ mn) & Foreigners' Share in Total T. Vol. (%)



Best Performers - Weekly

Code	Price (ID)	Price Chg/w
IRMC	4.100	17.1%
BNOI	1.070	12.0%
SMOF	31.350	12.0%
VZAF	1.000	8.7%
INCP	4.570	6.5%

Worst Performers - Weekly

Code	Price (ID)	Price Chg/w
BKUI	2.500	-12.3%
BMNS	1.380	-6.1%
AAHP	0.800	-5.9%
HBAY	44.500	-4.8%
IICM	1.180	-4.1%

RSISX Index Vs. Neighbour Market S.E.

Index	Close	Chg. /w	Chg. / YTD
RSISX INDEX	1,601	-0.1%	61.7%
EGYPT	4,747	3.4%	-29.1%
KUWAIT	5,827	-0.4%	-15.5%
SAUDI	6,088	0.8%	-8.6%
MUSCAT	5,527	1.9%	-20.9%
QATAR	8,191	1.0%	-9.7%
DUBAI	1,468	0.3%	-8.8%
ABUDHABI	2,584	-0.2%	-3.7%
BAHRAIN	1,261	-0.4%	-11.4%
TURKEY	53,062	1.7%	-19.5%
IRAN	25,238	2.6%	33.8%

Top 5 Traded Volume - Weekly

Code	Price ID	Trad.Vol./w IDmn	\$mn
BMN	1.380	2,012	1.7
BIME	1.740	1,477	1.3
IBSD	1.920	873	0.7
BKUI	2.500	733	0.6
BCOI	1.250	471	0.4

By the end of the week, 28 companies were able to trade in this session, and 42 companies were unable to do so mainly due to their General Assembly Meeting or ISX / ISC Instructions.

The dinar remained stable for the week, trading at 1170 to the dollar. Volumes for the week reached ID7.8bn (\$6.6mn), and the numbers of shares traded reached 2.3bn.

Foreigners executed total 492 transactions this week. They executed 409 buying transactions amounted at ID3.0bn (\$2.6mn) and 83 selling transactions amounted at ID1.2bn (\$1.1mn). Thus, net purchases of foreigners reached ID1.8bn (\$1.5mn), while their share in total trading volume was 27.1%.

News from Iraq

Politics

- The White House said on Monday it would "consider" any Iraqi request for a US troop presence past 2011 as the war-torn country mourned the bloodiest violence in more than a year. (Noozz)
- Iraqi deputy Prime Minister Saleh Al Mutlaq affirmed in a meeting with US Ambassador to Iraq James Jeffrey that the security of Iraqi cities and the safety of the country's borders is the responsibility of Iraqis. (Alsumaria TV)
- The Iraqi Parliament Members from the State of Law Coalition, led by Prime Minister Nouri al-Maliki, has withdrawn from the Parliament's Wednesday session, in rejection to the 1st reading of the draft Oil & Gas Law, its Legislature, Ali Shubbar said. (Aswat Al-Iraq)

Economics

- Iraq earned more than \$48bn in revenue from crude oil exports in the first seven months of this year. (Iraq Directory)
- The State Energy Commission, headed by Deputy PM Hussein al-Shahristani, will next Monday discuss the heavily delayed contract with Shell Oil to develop gas extraction in the southern oil fields. (AKnews)
- A French company began on Tuesday construction work on a \$15mn luxury hotel in Nineveh's Shallalat area, 10km north of Mosul. (AKnews)

ISX - Company Announcements

- Kurdistan Bank (BKUI) will hold AGM on August 28, 2011 to discuss 2010 annual financial report, and capital increase through bonus and rights issues. ISX will suspend trading of BKUI starting August 22, 2011.
- Dar Essalaam Investment Bank (BDSI) will hold AGM on August 23, 2011 to discuss 2010 annual financial report, and cash dividend ratio.
- Babylon Hotel (HBAY) will be suspended from trading on August 22, 2011 due to AGM which will be held on August 29, 2011 to discuss 2010 annual financial report, 170% capital increase and cash dividend ratio.
- National Bank of Iraq (BNOI) resumed trading on August 17, 2011 after increasing its capital from ID50bn (\$42.7mn) to ID100bn (\$85.5mn).
- Mansour Bank (BMNS) resumed trading on August 16, 2011 after increasing its capital from ID75bn to ID100bn.
- Sumer Commercial Bank (BSUC), North Soft Drinks (INSD) and Ready Made Clothes (IRMC) resumed trading on August 15, 2011. BSUC and INSD were suspended from trading because of not submitting their 2010 annual reports and 2011Q1 financial statements, while IRMC was suspended because of not submitting its 2010 annual report.
- Kirkuk for Producing (IKFP) will hold AGM on September 11, 2011 to discuss 2009 & 2010 annual financial reports, and electing new board members. ISX will suspend trading of IKFP starting September 4, 2011.

Performance of Traded Shares

Code	Paid-in Capital		Closing Price	Market Cap		Wk. Closing		Intra Week		Wk. Turnover (ID'000)	52 Week		Last Fin.*	P/E			P/BV			Net Profit (ID mn)			BV (ID mn)			Note	
	(ID mn)	(\$ mn)		(ID mn)	(\$ mn)	Chg/w	YTD Chn	High	Low		High	Low		FY08	FY09	Last*	FY08	FY09	Last*	FY08	FY09	Last*	FY08	FY09	Last*		
Banking Sector																											
Commercial Bank of Iraq	BCOI	100,000	85.5	1.25	125,000	106.8	-1.6%	-10.1%	1.28	1.25	471,015	1.55	1.20	3M11	71.5	32.6	9.8	1.9	1.5	1.3	1,749	3,832	3,176	67,053	84,151	97,715	-
Bank of Baghdad	BBOB	100,000	85.5	3.98	398,000	340.2	-	122.3%	-	-	-	4.15	1.30	3M11	18.6	25.2	12.7	4.3	3.6	3.1	21,417	15,802	7,863	93,342	109,170	129,213	Suspend/GA
Iraqi Islamic Bank	BIB	51,192	43.8	1.01	51,704	44.2	-	12.2%	-	-	-	1.03	0.78	FY10	-	102.2	-	2.0	1.0	1.0	-325	506	94	25,436	51,658	51,758	Suspend/GA
Iraqi Middle East Investment Bank	BIME	100,000	85.5	1.74	174,000	148.7	0.6%	58.2%	1.74	1.72	1,476,936	1.81	0.80	3M11	12.5	14.9	9.6	2.7	2.3	1.4	13,952	11,707	4,554	63,840	75,547	122,653	-
Investment Bank of Iraq	BIBI	75,020	64.1	1.12	84,022	71.8	-	-9.7%	-	-	-	1.32	1.09	FY10	10.4	18.3	9.4	1.8	1.3	0.9	8,083	4,595	8,902	47,046	62,522	88,455	Suspend/ISC
National Bank of Iraq	BNOI	100,000	85.5	1.07	107,000	91.5	12.0%	32.1%	1.16	1.00	318,494	1.16	0.78	3M11	34.1	182.6	16.0	3.4	2.1	2.0	3,135	586	1,677	31,081	51,767	54,591	-
Credit Bank of Iraq	BROI	100,000	85.5	3.88	388,000	331.6	-0.5%	58.4%	3.95	3.66	83,423	4.70	1.65	6M11	22.6	51.1	23.8	4.2	3.5	3.1	17,194	7,592	8,139	93,070	111,913	127,089	-
Dar Essalaam Investment Bank	BDSI	72,000	61.5	6.45	464,400	396.9	-	5.7%	-	-	-	6.80	5.00	6M11	27.0	47.0	117.4	7.8	7.1	6.8	17,196	9,880	1,978	59,854	65,036	67,979	Suspend/GA
Sumer Commercial Bank	BSUC	100,000	85.5	0.78	78,000	66.7	-2.5%	-3.7%	0.80	0.78	7,999	0.92	0.78	9M10	90.1	15.3	20.6	1.6	1.3	1.3	865	5,091	2,834	49,752	59,249	58,196	-
Babylon Bank	BBAY	50,000	42.7	1.00	50,000	42.7	-	14.9%	-	-	-	1.09	0.85	6M11	9.0	13.7	11.1	1.3	0.9	0.8	5,537	3,657	2,247	39,636	55,363	62,081	Suspend/GA
Economy Bank for Investment	BEFI	76,000	65.0	1.36	103,360	88.3	-	4.6%	-	-	-	1.67	1.20	FY10	7.2	16.2	9.5	2.4	1.2	1.1	14,295	6,387	10,878	43,519	84,589	96,764	Suspend/GA
Gulf Commercial Bank	BGUC	56,990	48.7	1.01	57,560	49.2	-	12.2%	-	-	-	1.29	0.84	6M11	3.8	7.2	6.1	1.4	1.0	0.8	15,112	7,957	4,684	41,050	60,055	70,095	Suspend/GA
Warka Bank for Investment	BWAI	75,000	64.1	1.26	94,500	80.8	-	-	-	-	-	1.26	1.26	6M11	5.7	3.4	4.5	1.2	1.0	0.7	16,691	27,999	10,504	80,140	94,950	138,016	Suspend/GA
Mosul Bank	BMFI	50,000	42.7	1.35	67,500	57.7	-	48.4%	-	-	-	1.49	0.87	3M11	10.5	8.4	7.1	1.8	1.1	1.0	6,449	8,071	2,381	37,157	60,836	68,575	Suspend/GA
Union Bank of Iraq	BUOI	50,000	42.7	1.05	52,500	44.9	-	16.7%	-	-	-	1.09	0.88	6M11	36.8	18.8	12.6	1.9	1.0	0.8	1,425	2,795	2,091	27,959	54,016	62,669	Suspend/GA
North Bank	BNOR	125,000	106.8	2.80	350,000	299.1	-	40.0%	-	-	-	3.32	2.46	3M11	24.4	19.6	11.4	3.0	2.8	2.1	14,370	17,816	7,673	117,821	126,685	164,548	Suspend/GA
Kurdistan International Bank	BKUI	100,000	85.5	2.50	250,000	213.7	-12.3%	76.1%	2.91	2.50	732,946	3.36	1.22	6M11	22.1	18.9	7.3	3.8	3.2	1.7	11,313	13,233	17,090	66,601	77,934	150,024	-
Ashur Bank	BASH	66,700	57.0	0.99	66,033	56.4	-	12.5%	-	-	-	1.11	0.82	6M11	7.0	6.7	10.7	1.1	1.0	0.8	9,469	9,846	3,089	59,561	69,303	83,143	Suspend/GA
Mansour Bank	BMNS	100,000	85.5	1.38	138,000	117.9	-6.1%	-1.4%	1.44	1.32	2,012,196	1.88	1.17	6M11	12.9	31.7	22.5	1.8	1.7	1.6	10,718	4,356	3,064	76,255	81,006	87,782	-
United Bank for Investment	BUND	150,000	128.2	3.56	534,000	456.4	-	102.3%	-	-	-	3.56	1.50	3M11	-	38.1	11.0	22.6	4.7	2.6	-711	14,025	12,153	23,646	112,678	202,865	Suspend/GA
Dijla and Furat Bank	BDFD	50,000	42.7	0.85	42,500	36.3	-	19.7%	-	-	-	1.05	0.69	6M11	23.5	8.1	11.2	0.8	0.8	0.8	1,806	5,254	1,897	50,101	55,355	53,864	Suspend/GA
Total					3,676,079	3,141.9					5,103,009																
Insurance Sector																											
Al-Ameen Insurance	NAME	1,000	0.9	2.95	2,950	2.5	-	118.5%	-	-	-	3.06	1.20	6M10	9.9	20.6	-	1.9	1.8	1.8	297	143	-21	1,519	1,645	1,615	Suspend/GA
Dar Essalaam Insurance	NDSA	2,200	1.9	4.65	10,230	8.7	-	6.9%	-	-	-	5.25	2.40	FY10	48.6	48.2	46.3	3.9	3.5	3.3	211	212	221	2,630	2,891	3,091	Suspend/GA
Ahliya Insurance	NAHF	1,508	1.3	1.37	2,066	1.8	-	21.2%	-	-	-	1.83	1.05	3M11	11.3	9.4	3.5	1.2	1.0	1.0	183	221	149	1,786	1,998	1,970	Suspend/GA
Al-Hamraa Insurance	NHAM	1,500	1.3	2.20	3,300	2.8	-	46.7%	-	-	-	2.25	0.92	FY10	5.8	9.9	9.8	2.5	2.0	1.8	572	335	336	1,332	1,646	1,849	-
Gulf Insurance and Reinsurance	NGIR	2,000	1.7	1.00	2,000	1.7	-	-30.6%	1.00	0.99	4,180	2.00	0.99	9M10	125.4	56.9	36.2	1.9	1.8	1.9	16	35	41	1,064	1,095	1,062	-
Total					20,546	17.6					4,180																
Investment Sector																											
Al-Kheir Financial Investment	VKHF	7,000	6.0	0.56	3,920	3.4	-3.4%	43.6%	0.57	0.54	1,754	0.79	0.37	FY09	6.7	50.0	44.4	0.5	0.5	0.5	587	78	88	7,854	7,933	7,933	-
Al-Ameen Financial Investment	VAMF	750	0.6	0.73	548	0.5	-	-18.9%	0.73	0.73	737	0.90	0.73	6M11	-	12.6	-	1.0	0.8	0.5	-275	43	-41	545	670	1,088	-
Al-Ayaam Financial Investment	VAYF	400	0.3	0.81	324	0.3	-	-19.0%	-	-	-	1.00	0.81	3M11	137.6	6.2	13.6	1.3	0.8	0.8	2	52	6	242	383	385	-
AL-Wiaam Financial Investment	VWIF	1,250	1.1	2.81	3,513	3.0	-	44.1%	-	-	-	2.85	1.70	3M11	-	9.7	12.8	2.6	2.2	2.1	-34	361	68	1,357	1,630	1,709	Suspend/GA
Mesopotamia Investment	VMES	1,000	0.9	0.86	860	0.7	-	-14.0%	-	-	-	1.00	0.83	3M11	107.5	118.8	-	0.9	0.9	1.0	8	7	-29	968	975	894	-
Al-Qum'a for Financial Investment	VQUA	1,000	0.9	2.39	2,390	2.0	-	195.1%	-	-	-	2.68	0.80	FY10	-	57.6	53.2	4.5	4.2	4.4	-10	42	45	533	564	547	-
Al-Khaima Financial Investment	VKHA	400	0.3	1.00	400	0.3	-	-	-	-	-	1.00	1.00	3M11	116.5	4.9	4.8	1.4	0.9	0.9	3	82	21	295	455	454	-
Al-Zawraa for Financial Investment	VZAF	1,000	0.9	1.00	1,000	0.9	8.7%	-9.1%	1.00	1.00	100	1.12	0.90	3M11	22.0	50.0	5.1	0.9	0.9	0.8	46	20	49	1,100	1,129	1,178	-
AL- Batek for Financial Investment	VBAT	1,000	0.9	0.92	920	0.8	-	-1.1%	-	-	-	0.93	0.92	3M11	11.0	13.9	-	0.9	0.9	0.6	84	66	-5	1,041	1,044	1,447	-
Total					13,874	11.9					2,591																

Source: Iraq Stock Exchange

Performance of Traded Shares

	Code	Paid-in Capital		Closing Price	Market Cap		Wk. Closing		Intra Week		Wk. Turnover (ID'000)	52 Week		Last Fin.*	P/E			P/BV			Net Profit (ID mn)			BV (ID mn)			Note	
		(ID mn)	(\$ mn)		(ID mn)	(\$ mn)	Chg/w	YTD Chn	High	Low		High	Low		FY08	FY09	Last*	FY08	FY09	Last*	FY08	FY09	Last*	FY08	FY09	Last*		
Services Sector																												
Kharkh Tour Amuzement City	SKTA	175	0.1	10.75	1,881	1.6	-	-23.2%	10.75	10.50	1,901	20.84	10.25	3M11	-	-	19.9	13.5	12.7	7.4	1	8	24	139	148	254	-	
Mosul for Funtairs	SMOF	230	0.2	31.35	7,195	6.1	12.0%	2.8%	31.35	28.00	46,065	33.00	19.25	3M11	35.4	21.2	33.1	18.3	9.9	132.3	203	340	54	393	729	54	-	
Mamoura Realestate Investment	SMRI	11,726	10.0	5.00	58,630	50.1	2.7%	116.5%	5.00	4.87	329,469	5.00	1.20	3M11	59.7	53.3	143.0	8.0	6.9	4.5	981	1,101	103	7,372	8,529	12,892	-	
Al-Ameen Estate Investment	SAEI	6,960	5.9	2.79	19,418	16.6	-	-8.8%	-	-	-	3.75	1.80	3M11	-	-	-	2.8	2.8	2.8	-5	-37	-17	6,994	7,001	7,000	-	
AL-Nukhba General Contracting	SNUC	1,600	1.4	4.50	7,200	6.2	-	28.6%	-	-	-	4.50	1.45	FY10	23.2	35.8	160.7	3.6	3.9	3.3	310	201	45	1,977	1,858	2,174	Suspend/GA	
Iraqi Land Transport	SILT	10,000	8.5	6.85	68,500	58.5	-	-52.9%	-	-	-	15.90	6.75	3M11	39.5	20.6	-	6.8	5.8	4.7	1,734	3,317	65	10,088	11,908	14,548	Suspend/ISC	
Baghdad Passengers Transport	SBPT	160	0.1	35.00	5,600	4.8	-	40.0%	-	-	-	37.51	13.75	3M11	-	16.2	50.6	19.9	9.0	8.9	14	346	28	281	623	631	Suspend/ISC	
Iraqi for General Transportation	SIGT	1,500	1.3	7.21	10,815	9.2	-	-	-	-	-	7.21	7.21	3M11	-	-	10.7	-	-	2.1	-	-	252	-	-	5,158	Suspend/ISC	
AL-Badia General Trans	SBAG	1,350	1.2	13.50	18,225	15.6	2.3%	1.9%	13.60	13.50	1,625	15.55	9.70	3M11	13.4	17.6	18.6	7.8	5.6	5.6	1,356	1,033	244	2,326	3,260	3,279	-	
Baghdad Motor cars Servicing	SBMC	1,080	0.9	1.65	1,782	1.5	-	-4.6%	-	-	-	2.30	1.63	FY09	-	-	-	9.2	-	2.1	-38	-	-77	193	-	832	Suspend/ISC	
Total					199,246	170.3																						
Industry Sector																												
Nineveh Food Industries	INFI	3,600	3.1	0.90	3,240	2.8	-	-18.2%	-	-	-	3.54	0.88	6M10	-	-	-	1.1	1.1	1.2	-	-	-121	3,010	2,897	2,776	Suspend/ISC	
Al-Mansour Pharmaceuticals Industries	IMAP	2,500	2.1	4.20	10,498	9.0	-	52.2%	-	-	-	4.35	2.00	3M11	38.6	29.5	-	4.4	3.6	3.5	272	356	10	2,390	2,894	2,981	Suspend/GA	
Modern Sewing	IMOS	1,800	1.5	0.74	1,332	1.1	-	-	-	-	-	0.86	0.72	3M11	-	-	5.6	1.0	1.2	1.7	-229	-160	60	1,293	1,152	782	Suspend/ISC	
Iraqi For Tufted Carpets & Floor	IITC	500	0.4	4.55	2,275	1.9	-3.8%	-5.2%	4.73	4.55	457	5.85	4.05	3M11	12.1	9.0	1.9	1.4	1.3	1.2	188	253	295	1,609	1,763	1,885	-	
Northern Soft Drinks and Mineral Water	INSD	31,875	27.2	0.67	21,356	18.3	-	-4.3%	0.70	0.67	131,100	0.91	0.52	9M10	-	-	12.4	0.6	0.7	0.7	95	-1,557	1,288	32,995	31,438	30,150	-	
Eastern Brewery	IEAB	8,845	7.6	0.77	6,811	5.8	-	-	-	-	-	0.77	0.85	FY08	-	-	-	2.3	-	2.3	-118	-	-118	2,923	-	2,923	Suspend/ISC	
Baghdad for Packing Materials	IBPM	270	0.2	17.00	4,590	3.9	-	107.3%	-	-	-	17.50	7.50	6M11	-	-	76.1	14.6	15.6	15.0	15	-18	30	315	295	306	Suspend/GA	
Modern Chemical Industries	IMCI	60	0.1	55.00	3,300	2.8	-	-	-	-	-	55.00	55.00	3M11	75.2	44.0	28.4	11.5	10.9	9.7	44	75	29	287	302	340	-	
Baghdad Soft Drinks	IBSD	125,000	106.8	1.92	240,000	205.1	-	74.5%	1.95	1.90	872,981	1.97	1.17	3M11	-	41.4	-	2.2	2.0	1.6	-39	5,803	-551	107,611	122,638	147,822	-	
Iraqi Date Processing and Marketing	IIDP	6,337	5.4	2.00	12,674	10.8	-	-	-	-	-	2.00	2.00	FY09	-	-	8.0	1.7	-	1.4	-787	-	1,587	7,435	-	9,056	Suspend/ISC	
Al-Hilal Industries	IHLI	12,375	10.6	1.18	14,603	12.5	-	1.7%	-	-	-	1.41	0.90	3M11	-	-	-	-	156.2	3.9	-2,153	-1,034	-594	-561	93	3,715	Suspend/ISC	
The Light Industries	ITLI	16,800	14.4	1.14	19,152	16.4	-	-1.7%	-	-	-	1.34	0.89	9M10	-	-	-	7.3	3.4	2.2	-3,167	-3,450	-2,584	2,624	5,686	8,727	Suspend/ISC	
National Chemical & Plastic Industries	INCP	7,594	6.5	4.57	34,703	29.7	6.5%	6.3%	4.65	4.30	109,332	5.05	1.27	FY10	-	-	-	4.8	5.4	6.5	-2,248	-1,188	-1,283	7,268	6,486	5,373	-	
Electronic Industries	IELI	18,000	15.4	2.48	44,640	38.2	-	-21.5%	-	-	-	5.00	2.48	FY09	-	-	-	-	-	6.7	-	-	-2,099	-	-	6,670	Suspend/ISC	
AL-Kindi for Production of Veterinary	IKLV	2,400	2.1	4.43	10,632	9.1	-	53.3%	-	-	-	5.10	1.75	FY09	-	28.1	26.7	7.3	3.5	3.5	32	378	398	1,463	3,072	3,072	Suspend/ISC	
Fallujah Construction Materials	IFCM	1,080	0.9	3.50	3,780	3.2	2.6%	-6.7%	3.66	3.40	140,612	4.18	2.46	3M11	-	61.3	104.5	9.4	4.5	2.6	-115	62	9	403	848	1,428	-	
Iraqi Engineering Works	IEW	1,000	0.9	3.40	3,400	2.9	6.2%	-4.2%	3.40	3.40	29	4.00	2.00	3M11	114.0	-	20.7	4.0	3.9	49.4	30	2	41	849	870	69	-	
Al-khazer for Construction Materials	IKHC	1,100	0.9	2.70	2,970	2.5	-	-12.9%	2.70	2.70	514	3.14	1.95	3M11	-	37.7	-	3.0	2.7	2.6	-67	79	-5	976	1,110	1,127	-	
Kirkuk for Producing	IKFP	744	0.6	1.80	1,339	1.1	-2.7%	-30.5%	1.85	1.80	10,302	2.75	1.80	FY10	-	198.7	198.7	17.0	15.5	15.5	-52	7	7	79	87	87	-	
Modern Paint Industries	IMPI	9,214	7.9	3.68	33,907	29.0	-	-4.2%	-	-	-	5.60	1.50	3M11	-	-	-	3.1	3.4	3.4	-522	-1,132	-58	11,105	9,980	10,055	Suspend/ISC	
National Metallic Industries and Bicycles	IMIB	5,000	4.3	2.11	10,550	9.0	-	-21.9%	-	-	-	3.00	1.70	3M11	6.0	64.4	3.5	1.2	1.5	2.5	1,772	164	744	8,475	7,200	4,256	Suspend/ISC	
Ready Made Clothes	IRMC	956	0.8	4.10	3,920	3.4	17.1%	70.1%	4.25	3.60	59,953	4.25	2.00	3M11	11.4	-	2.3	4.6	7.5	2.2	345	-415	423	849	519	1,783	-	
Iraqi for Carton Manufactures	IICM	3,795	3.2	1.18	4,478	3.8	-4.1%	-19.2%	1.22	1.18	49,779	1.79	1.17	9M10	-	-	-	-	11.6	1.2	-962	-677	-182	-215	385	3,777	-	
Modern Construction Materials Industry	IMCM	3,747	3.2	0.98	3,672	3.1	-	-18.3%	-	-	-	1.61	0.90	3M11	-	-	-	2.6	2.0	1.2	-74	-367	-48	1,431	1,846	3,024	Suspend/GA	
Nationality Household Furniture Industry	IHFI	1,260	1.1	1.39	1,751	1.5	-2.1%	-16.3%	1.42	1.39	28	1.85	1.35	3M11	-	28.0	-	1.3	1.2	1.0	-236	63	-11	1,385	1,465	1,784	-	
Total					499,574	427.0																						

Source: Iraq Stock Exchange

Performance of Traded Shares

	Code	Paid-in Capital		Closing Price	Market Cap		Wk. Closing		Intra Week		Wk. Turnover (ID'000)	52 Week		Last Fin.*	P/E			P/BV			Net Profit (ID mn)			BV (ID mn)			Note	
		(ID mn)	(\$ mn)		(ID mn)	(\$ mn)	Chg/w	YTD Chn	High	Low		High	Low		FY08	FY09	Last*	FY08	FY09	Last*	FY08	FY09	Last*	FY08	FY09	Last*		
Hotel & Tourism Sector																												
Palestine Hotel	HPAL	4,470	3.8	17.45	78,002	66.7	-	-11.0%	-	-	-	22.00	17.35	FY09	-	-	-	20.1	27.2	27.2	-724	-1,159	-1,159	3,876	2,873	2,873	Suspend/ISC	
Ishtar Hotels	HISH	1,500	1.3	34.26	51,390	43.9	-	-4.8%	-	-	-	37.00	18.00	3M11	-	-	-	28.9	54.7	19.6	-887	-863	-863	1,776	940	2,616	Suspend/ISC	
Babylon Hotel	HBAY	1,350	1.2	44.50	60,075	51.3	-4.8%	9.6%	45.10	43.20	230,213	47.06	13.00	3M11	-	-	-	-	164.3	-	-540	-158	60	243	366	78	-	
Baghdad Hotel	HBAG	1,922	1.6	18.00	34,596	29.6	-	-8.6%	18.00	18.00	38,252	20.90	3.00	FY10	-	-	-	15.2	23.9	23.8	-531	-833	105	2,278	1,445	1,451	-	
National for Tourist Investments	HNTI	2,755	2.4	24.43	67,305	57.5	-	19.2%	-	-	-	25.80	10.00	FY10	162.7	129.9	94.5	21.1	17.6	14.8	414	518	712	3,184	3,817	4,533	Suspend/GA	
Ashour Hotel	HASH	376	0.3	16.00	6,022	5.1	1.6%	23.1%	16.00	15.75	94,223	16.80	11.00	3M11	-	-	69.8	23.5	23.5	31.6	-37	-12	22	256	256	191	-	
Tourist Village of Mosul dam	HTVM	40	0.0	38.25	1,530	1.3	-0.6%	5.4%	38.75	37.50	73,402	44.77	3.00	3M11	-	-	-	-	-	-	-62	-100	-35	-42	-135	-35	-	
Karbala Hotels	HKAR	1,620	1.4	5.50	8,910	7.6	0.5%	-5.2%	5.50	5.40	14,137	6.25	4.75	3M11	-	-	-	9.8	5.2	4.8	22	-1	11	907	1,715	1,869	-	
AL-Mansour Hotel	HMAN	2,923	2.5	40.50	118,382	101.2	-1.5%	5.5%	41.15	40.10	323,634	43.50	22.00	3M11	-	105.3	-	50.5	34.0	29.8	114	1,124	60	2,346	3,482	3,968	-	
Al-Sadeer Hotel	HSAD	708	0.6	56.00	39,648	33.9	5.7%	8.7%	57.00	54.50	67,211	57.00	3.00	3M11	-	115.6	-	60.1	39.2	-	-	-	-	-	660	1,011	24	-
Total					465,859	398.2					841,072																	
Agriculture Sector																												
AL-Therar for Agricultural Production	ATHP	2,400	2.1	0.40	960	0.8	-	-	-	-	-	0.40	0.40	FY09	2.7	2.3	3.0	1.0	1.7	4.0	350	423	323	981	558	239	Suspend/ISC	
The Modern for Animal Agricultural Prod.	AMAP	540	0.5	1.66	896	0.8	-	13.7%	-	-	-	2.18	1.00	9M10	21.8	32.0	-	0.3	0.3	0.3	41	28	-2	2,969	2,939	2,939	Suspend/GA	
Al-Ahlyia for Agricultural	AAHP	575	0.5	0.80	460	0.4	-5.9%	-27.3%	0.80	0.80	375	1.12	0.80	FY10	-	-	-	0.8	1.0	2.3	-65	-81	-285	565	483	199	-	
Middle East for Production - Fish	AMEF	300	0.3	25.00	7,500	6.4	-	25.0%	-	-	-	25.80	2.00	FY10	144.0	86.2	30.5	17.9	14.6	5.3	52	87	246	420	514	1,405	Suspend/GA	
Iraqi for Seed Production	AISP	3,140	2.7	3.77	11,838	10.1	-1.8%	50.8%	3.90	3.75	33,683	4.26	1.90	FY10	-	51.4	13.6	24.6	16.1	7.3	-514	230	874	481	734	1,622	-	
Iraqi For Meat production and marketing	AIPM	3,750	3.2	7.28	27,300	23.3	0.4%	4.0%	7.28	7.10	31,981	8.50	6.16	3M11	-	-	29.4	4.9	5.0	4.4	-665	-194	232	5,573	5,455	6,162	-	
Iraqi Agricultural Products Marketng	AIRP	360	0.3	7.25	2,610	2.2	3.6%	55.9%	7.25	7.10	3,644	7.30	3.60	3M11	28.1	26.3	-	3.4	2.8	2.7	93	99	-16	764	931	983	-	
Total					51,564	44.1					69,683																	
Grand Total					4,926,742	4,210.9					7,774,682																	

Source: Iraq Stock Exchange

*Last Financials: The date of the most recent financial statements.

P/E (Last): We divide "Current MCap" to "annualized YTD profit".

P/BV (Last): Calculated by dividing "Current MCap" to "BV in its Last Financials".

Note: "Suspend/ISC" companies are not trading due to ISC Instructions.

"Suspend/GA" companies are not trading due to General Assembly Meetings.