

For any inquiries, contact:

Research

Aysegul Ozge Ozgur

aozgur@rabeesecurities.com

Trading

trading@rabeesecurities.com

Address: 903/14/19

Karada

Baghdad-Iraq

Tel: +964 1 7180 696

info@rabeesecurities.com

RS Bloomberg page: <RSIQ>

DISCLAIMER

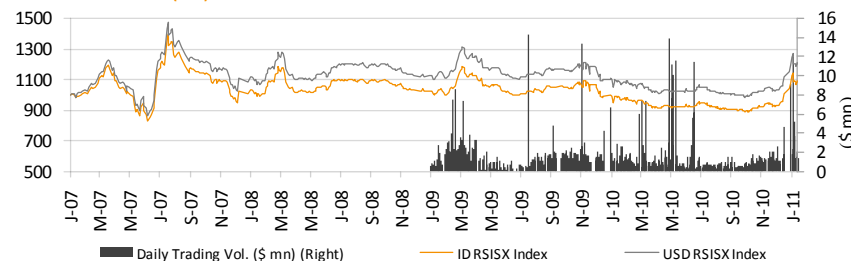
This publication may not be reproduced, modified, or re-disseminated in whole or in part without the prior written permission of Rabee Securities. The information provided herein is of a general nature and for informational purposes only and is not intended to serve as an offer or solicitation with respect to the purchase or sale of any security, or as a recommendation to adopt any particular trading strategy. Such information is subject to change without prior notice. Although Rabee Securities obtains information from sources it considers reliable, Rabee Securities makes no representations or warranties, express or implied, as to the information's accuracy or completeness. Furthermore, such information may be incomplete or condensed. Rabee Securities, its affiliates, directors, employees, assigns, agents, and successors bear no liability for any errors or omissions in this publication or for any losses arising from the use of or reliance upon this information. This limitation on liability applies to direct, indirect, consequential, special, punitive, or other damages, as well as damages for loss of profits or business interruption. Investors shall bear all responsibility for investment decisions taken on the basis of the contents of this report. Rabee Securities strongly advises potential investors to seek financial guidance when determining whether an investment is appropriate to their needs. All estimates included in this report constitute Rabee Securities' opinion as of the date published on the report and are subject to change without notice.

Weekly Bulletin

Weekly Value Traded

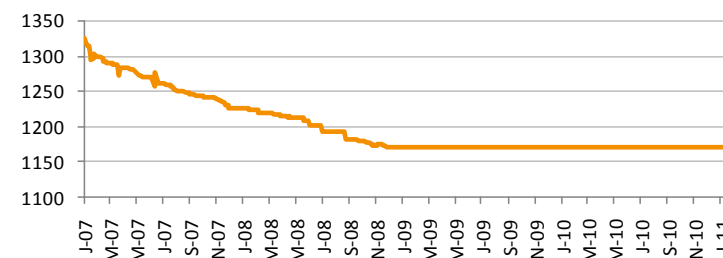
ID8,669,288,000

Rabee Securities (RS) Index - RSISX Index

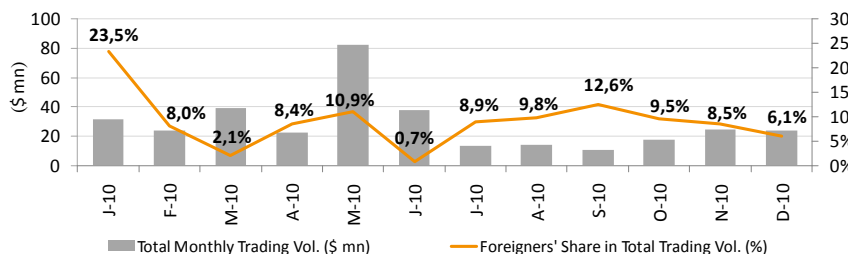


Iraqi Dinar Value

1USD=1170



Total Monthly Trading Vol. (\$ mn) & Share of Foreign Transaction in Total T. Vol. (%)



Best Performers - Weekly

Code	Price (ID)	Price Chn/w
IRMC	3.460	18.5%
AISP	2.950	18.0%
AIPM	8.250	17.9%
BUND	2.170	15.4%
INCP	4.350	9.6%

Worst Performers - Weekly

Code	Price (ID)	Price Chn/w
VMES	0.900	-10.0%
BDSI	6.150	-8.2%
AMEF	18.500	-7.5%
AMAP	1.300	-7.1%
INFI	1.020	-6.4%

RSISX Index Vs. Neighbour Market S.E.

Market	Index Close	Weekly Chg.	YTD Chg.
IRAQ (RSISX)	1,092	0.4%	8.2%
EGYPT	6,698	-6.4%	-6.2%
KUWAIT	6,896	-0.6%	-0.9%
SAUDI	6,658	-0.9%	0.6%
MUSCAT	6,986	-0.6%	3.4%
QATAR	9,066	-1.8%	4.4%
DUBAI	1,609	-1.0%	-1.3%
ABUDHABI	2,684	-2.0%	-1.3%
BAHRAIN	1,423	-0.6%	-0.7%
TURKEY	65,927	-3.9%	-0.1%
IRAN	20,206	2.3%	7.2%

Top 5 Traded Volume - Weekly

Code	Price (ID)	Trading Vol. (ID mn)/w	Trad. Vol. (\$mn)/w
IBSD	1.250	2,234	1.9
BBOB	2.400	850	0.7
BUND	2.170	811	0.7
SMRI	2.510	615	0.5
INSD	0.750	516	0.4

By the end of the week, 41 companies were able to trade in this session, and 16 companies were unable to do so mainly due to their General Assembly Meeting or ISX / ISC Instructions.

The dinar remained stable for the week, trading at 1170 to the dollar. Volumes for the week reached ID8.7bln (\$7.4mn), and the numbers of shares

traded reached 5.1bln, with the banking sector experiencing the highest volume and turnover.

Foreigners executed total 553 transactions this week. They executed 523 buying transactions amounted at ID3.2bln (\$2.7mn) and 30 selling transaction amounted at ID326mn (\$278ths). Thus, net purchases of foreigners reached ID2.8bln (\$2.4mn), while their share in total trading volume was 20.1%.

News from Iraq

Politics

- North Iraq Kurdistan Region's President, Massoud Barzani, has described the results of talks of the Kurdistan delegation in Baghdad as "good and fruitful," as statement by the Kurdistan Presidency said on Thursday. Barzani expressing hope that the suspended problems between both sides be solved according to the Iraqi Constitution and through dialogue, according to the statement. (Aswat al-Iraq)
- Iraq Foreign Minister Hoshiar Zebari received a phone call from his US Counterpart Hillary Clinton during which they discussed hosting the upcoming Arab Summit in addition to Iraq-USA partnership. A statement issued by the US State Department that Clinton said that the USA always supports Iraq permanent reinstitution in the region and laid the emphasis on holding the Upcoming Arab League Summit in Baghdad. (Alsumaria TV)
- A Turkomani deputy in the Iraqi parliament said on Wednesday that it is the responsibility of all political blocs to ensure that the remaining vice presidency is given to a Turkoman warning that any marginalization or exclusion of Iraq's third largest ethnic group will negatively affect the political process. (Zawya)
- Egyptian Foreign Minister Ahmad Abu Al Ghait affirmed that Baghdad is about to end the deadlock that has gripped the country for seven years. Al Ghait noticed during his last visit to Iraq that political powers in the country are balanced and economic growth is mounting, he said. (Alsumaria TV)
- Visiting Turkish Foreign Minister Ahmad Davutoglu to Baghdad stressed the necessity to enhance bilateral relations between Baghdad and Ankara. (Alsumaria TV)

Economics

- Iraq's state-owned Iraqi Digging Company has announced that it had managed to dig 189 oil wells in 2010 and planning to dig and rehabilitate 140 other oil wells in 2011, according to a statement by its director. (Zawya)
- The Media director of the Iraqi ports announced on Wednesday that Maaqel port in Basra province has established all the facilities required to receive the first shipment from oil equipment companies of Shell operating Company in Aqel Majnoon oil field, north of the province. (Zawya)
- Japan is looking at restarting a government-backed export insurance scheme to support Japanese companies' oil and gas exploration activities in Iraq for the first time in 21 years, the country's newly appointed Minister of Economy, Trade and Industry, Banri Kaieda told reporters Tuesday. (Iraq Directory)

ISX - Recent Company Announcements

- Investment Bank of Iraq (BIBI) will resume trading on January 26th, 2011 after completing the capital increase from ID50.04bln (\$42.8mn) to ID75.02bln (\$64.1mn) through 28.81% rights issue and 20.03% bonus issue.

Performance of Traded Shares

Code	Paid-in Capital		Closing Price	Market Cap		Wk. Closing % Change	YTD % Change	Intra Week		Wk. Turnover (ID'000)	52 Week		P/E		P/BV		Dividend (%)		Net Profit (ID mn)		BV (ID mn)		Note	
	(ID mn)	(\$ mn)		(ID mn)	(\$ mn)			High	Low		High	Low	FY08	FY09	FY08	FY09	2008*	2009**	FY08	FY09	FY08	FY09		
Banking Sector																								
Commercial Bank of Iraq	BCOI	60,000	51.3	1.39	83,400	71.3	0.0%	0.0%	0.00	0.00	0	1.55	1.30	47.7	21.8	1.2	1.0	-	-	1,749	3,832	67,053	84,151	Suspended
Bank of Baghdad	BBOB	100,000	85.5	2.40	240,000	205.1	4.3%	34.1%	2.45	2.22	849,895	2.59	1.18	11.2	15.2	2.6	2.2	-	-	21,417	15,802	93,342	109,170	-
Iraqi Islamic Bank	BIIB	51,192	43.8	0.81	41,466	35.4	-4.7%	-10.0%	0.85	0.00	22,813	1.00	0.75	m.d.	82.0	1.6	0.8	-	-	-325	506	25,436	51,658	-
Iraqi Middle East Investment Bank	BIME	66,000	56.4	1.10	72,600	62.1	0.0%	0.0%	0.00	0.00	0	1.98	0.80	5.2	6.2	1.1	1.0	-	-	13,952	11,707	63,840	75,547	Suspended
Investment Bank of Iraq	BIBI	50,400	43.1	1.24	62,496	53.4	0.0%	0.0%	0.00	0.00	0	1.33	0.83	7.7	13.6	1.3	1.0	-	-	8,083	4,595	47,046	62,522	Suspended
National Bank of Iraq	BNOI	50,000	42.7	0.87	43,500	37.2	1.2%	7.4%	0.88	0.00	13,329	0.90	0.78	13.9	74.2	1.4	0.8	-	-	3,135	586	31,081	51,767	-
Credit Bank of Iraq	BROI	100,000	85.5	2.82	282,000	241.0	5.2%	15.1%	2.85	2.58	210,902	3.24	1.20	16.4	37.1	3.0	2.5	-	-	17,194	7,592	93,070	111,913	-
Dar Essalaam Investment Bank	BDSI	72,000	61.5	6.15	442,800	378.5	-8.2%	0.8%	6.70	0.00	262,747	7.00	1.38	25.8	44.8	7.4	6.8	-	-	17,196	9,880	59,854	65,036	-
Sumer Commerical Bank	BSUC	70,000	59.8	0.81	56,700	48.5	0.0%	0.0%	0.00	0.00	0	0.95	0.81	65.5	11.1	1.1	1.0	-	-	865	5,091	49,752	59,249	Suspended
Babylon Bank	BBAY	50,000	42.7	0.90	45,000	38.5	1.1%	3.4%	0.90	0.00	54,330	1.20	0.85	8.1	12.3	1.1	0.8	-	-	5,537	3,657	39,636	55,363	-
Economy Bank for Investment	BEFI	76,000	65.0	1.30	98,800	84.4	0.0%	0.0%	0.00	0.00	0	1.90	1.30	6.9	15.5	2.3	1.2	-	-	14,295	6,387	43,519	84,589	Suspended
Gulf Commercial Bank	BGUC	56,990	48.7	0.91	51,861	44.3	0.0%	1.1%	0.92	0.90	243,261	1.24	0.84	3.4	6.5	1.3	0.9	-	-	15,112	7,957	41,050	60,055	-
Warka Bank for Investment	BWAI	75,000	64.1	1.26	94,500	80.8	0.0%	0.0%	0.00	0.00	0	1.33	1.21	5.7	3.4	1.2	1.0	-	-	16,691	27,999	80,140	94,950	Suspended
Mosul Bank	BMFI	50,000	42.7	1.03	51,500	44.0	1.0%	13.2%	1.03	1.00	135,173	1.16	0.83	8.0	7.4	1.4	0.9	-	-	6,449	6,989	37,157	59,674	-
Union Bank of Iraq	BUOI	50,000	42.7	0.91	45,500	38.9	1.1%	1.1%	0.91	0.00	5,507	1.15	0.79	31.9	16.3	1.6	0.8	-	-	1,425	2,795	27,959	54,016	-
North Bank	BNOR	100,000	85.5	2.00	200,000	170.9	0.0%	0.0%	0.00	0.00	0	2.10	0.83	13.9	11.2	1.7	1.6	-	9.2%	14,370	17,816	117,821	126,685	Suspended
Kurdistan International Bank	BKUI	100,000	85.5	1.46	146,000	124.8	-0.7%	2.8%	1.50	1.43	81,127	1.95	1.22	12.9	11.0	2.2	1.9	-	-	11,313	13,233	66,601	77,934	-
Ashur Bank	BASH	66,700	57.0	0.90	60,030	51.3	-1.1%	2.3%	0.91	0.89	70,650	1.22	0.82	6.3	6.1	1.0	0.9	-	-	9,469	9,846	59,561	69,303	-
Mansour Bank	BMNS	75,000	64.1	1.65	123,750	105.8	7.8%	17.9%	1.65	1.52	129,229	1.90	1.17	11.5	28.4	1.6	1.5	-	-	10,718	4,356	76,255	81,006	-
United Bank for Investment	BUND	150,000	128.2	2.17	325,500	278.2	15.4%	23.3%	2.20	1.88	811,294	2.20	1.50	m.d.	23.2	13.8	2.9	-	-	-711	14,025	23,646	112,678	-
Dijla and Furat Bank	BDFD	50,000	42.7	0.71	35,500	30.3	-1.4%	0.0%	0.72	0.00	26,107	1.10	0.69	19.7	6.8	0.7	0.6	-	-	1,806	5,254	50,101	55,355	-
Total					2,602,902	2,224.7					2,916,363													
Insurance Sector																								
Al-Ameen Insurance	NAME	1,000	0.9	1.30	1,300	1.1	-3.7%	-3.7%	1.30	0.00	1,919	1.35	1.05	4.4	9.1	0.9	0.8	-	-	297	143	1,519	1,645	-
Dar Essalaam Insurance	NDSA	2,200	1.9	5.11	11,242	9.6	0.0%	17.5%	5.11	0.00	9,380	5.11	1.40	53.4	53.0	4.3	3.9	-	10.0%	211	212	2,630	2,891	-
Ahliya Insurance	NAHF	1,508	1.3	1.20	1,810	1.5	0.0%	6.2%	1.20	0.00	7,172	1.28	1.05	9.9	8.2	1.0	0.9	-	-	183	221	1,786	1,998	-
Al-Hamraa Insurance	NHAM	1,500	1.3	1.50	2,250	1.9	0.0%	0.0%	0.00	0.00	0	1.60	0.92	3.9	6.7	1.7	1.4	-	-	572	335	1,332	1,646	-
Gulf Insurance and Reinsurance	NGIR	1,000	0.9	1.44	1,440	1.2	0.0%	0.0%	0.00	0.00	0	2.00	1.10	90.3	40.9	1.4	1.3	-	-	16	35	1,064	1,095	Suspended
Total					18,042	15.4					18,470													
Investment Sector																								
Al-Kheir Financial Investment	VKHF	7,000	6.0	0.41	2,870	2.5	2.5%	5.1%	0.44	0.40	8,699	0.70	0.37	4.9	36.6	0.4	0.4	-	-	587	78	7,854	7,933	-
Al-Ameen Financial Investment	VAMF	750	0.6	0.88	660	0.6	0.0%	-2.2%	0.00	0.00	0	1.00	0.88	m.d.	15.2	1.2	1.0	-	-	-275	43	545	670	-
Al-Ayaam Financial Investment	VAYF	400	0.3	1.00	400	0.3	0.0%	0.0%	0.00	0.00	0	1.00	0.95	169.8	7.7	1.7	1.0	-	-	2	52	242	383	-
Al-Wiaam Financial Investment	VWIF	1,250	1.1	1.95	2,438	2.1	0.0%	0.0%	0.00	0.00	0	2.75	1.95	m.d.	6.8	1.8	1.5	-	-	-34	361	1,357	1,630	-
Mesopotamia Investment	VMES	1,000	0.9	0.90	900	0.8	-10.0%	-10.0%	0.91	0.00	2,840	1.00	0.90	112.5	124.3	0.9	0.9	-	-	8	7	968	975	-
Al-Qum'a for Financial Investment	VQUF	1,000	0.9	0.81	810	0.7	0.0%	0.0%	0.00	0.00	0	1.50	0.80	m.d.	19.5	1.5	1.4	-	-	-10	42	533	564	-
Al-Khaima Financial Investment	VKHA	400	0.3	1.00	400	0.3	0.0%	0.0%	0.00	0.00	0	1.00	1.00	116.5	4.9	1.4	0.9	-	-	3	82	295	455	-
Al-Zawraa for Financial Investment	VZAF	1,000	0.9	1.10	1,100	0.9	0.0%	0.0%	1.10	0.00	1,880	1.12	0.75	24.2	55.0	1.0	1.0	-	-	46	20	1,100	1,129	-
AL- Batek for Financial Investment	VBAT	1,000	0.9	0.92	920	0.8	0.0%	-1.1%	0.00	0.00	0	1.00	0.92	11.0	13.9	0.9	0.9	7.8%	8.0%	84	66	1,041	1,044	-
Total					10,498	9.0					13,419													

Source: Iraq Stock Exchange

Performance of Traded Shares

Code	Paid-in Capital		Closing Price	Market Cap		Wk. Closing % Change	YTD % Change	Intra Week		Wk. Turnover (ID'000)	52 Week		P/E		P/BV		Dividend (%)		Net Profit (ID mn)		BV (ID mn)		Note	
	(ID mn)	(\$ mn)		(ID mn)	(\$ mn)			High	Low		High	Low	FY08	FY09	FY08	FY09	2008*	2009**	FY08	FY09	FY08	FY09		
Services Sector																								
Kharkh Tour Amusement City	SKTA	99	0.1	14.00	1,386	1.2	0.0%	0.0%	14.00	0.00	7,717	17.95	5.00	m.d.	172.9	9.9	9.4	-	-	1	8	139	148	-
Mosul for Funfairs	SMOF	230	0.2	28.22	6,476	5.5	-2.7%	-7.5%	29.05	0.00	30,574	41.00	19.00	31.9	19.0	16.5	8.9	50.0%	-	203	340	393	729	-
Mamoura Real Estate Investment	SMRI	11,726	10.0	2.51	29,432	25.2	0.4%	8.7%	2.57	2.48	615,333	2.92	1.20	30.0	26.7	4.0	3.5	-	-	981	1,101	7,372	8,529	-
Al-Ameen Estate Investment	SAEI	6,960	5.9	3.60	25,056	21.4	0.0%	17.6%	3.70	0.00	133,265	3.70	0.96	m.d.	m.d.	3.6	3.6	-	-	-5	-37	6,994	7,001	-
AL-Nukhba General Contracting	SNUC	1,600	1.4	3.70	5,920	5.1	2.2%	5.7%	3.80	3.65	25,699	5.00	1.45	19.1	29.4	3.0	3.2	-	20.0%	310	201	1,977	1,858	-
Iraqi Land Transport	SILT	3,400	2.9	14.55	49,470	42.3	0.0%	0.0%	0.00	0.00	0	15.90	0.74	28.5	14.9	4.9	4.2	-	-	1,734	3,317	10,088	11,908	Suspended
Baghdad Passengers Transport	SBPT	160	0.1	26.00	4,160	3.6	4.0%	4.0%	26.00	0.00	260	30.00	23.70	m.d.	12.0	14.8	6.7	-	10.0%	14	346	281	623	-
Iraqi for General Transportation	SIGT	1,500	1.3	7.21	10,815	9.2	0.0%	0.0%	0.00	0.00	0	0.00	0.00	m.d.	m.d.	m.d.	m.d.	32.0%	-	n.a.	n.a.	n.a.	n.a.	Suspended
AL-Badia General Trans	SBAG	900	0.8	13.25	11,925	10.2	0.0%	0.0%	0.00	0.00	0	26.00	8.03	8.8	11.5	5.1	3.7	50.0%	50.0%	1,356	1,033	2,326	3,260	Suspended
Baghdad Motor cars Servicing	SBMC	1,080	0.9	1.73	1,868	1.6	0.0%	0.0%	0.00	0.00	0	4.23	1.25	m.d.	m.d.	9.7	m.d.	-	-	-38	n.a.	193	n.a.	Suspended
Total					146,509	125.2					812,849													
Industry Sector																								
Nineveh Food Industries	INFI	3,600	3.1	1.02	3,672	3.1	-6.4%	-7.3%	3.54	0.00	80,452	3.54	1.00	m.d.	m.d.	1.2	1.3	-	-	n.a.	n.a.	3,010	2,897	-
Al-Mansour Pharmaceuticals Industries	IMAP	2,500	2.1	3.75	9,374	8.0	7.1%	35.9%	3.78	0.00	62,356	3.78	2.00	34.4	26.3	3.9	3.2	9.0%	-	272	356	2,390	2,894	-
Modern Sewing	IMOS	1,800	1.5	0.74	1,332	1.1	0.0%	0.0%	0.00	0.00	0	1.18	0.72	m.d.	m.d.	1.0	1.2	-	-	-229	-160	1,293	1,152	Suspended
Iraqi For Tufted Carpets & Floor	IITC	500	0.4	4.95	2,475	2.1	1.0%	3.1%	5.00	0.00	11,139	5.85	0.67	13.1	9.8	1.5	1.4	25.0%	25.0%	188	253	1,609	1,763	-
Northern Soft Drinks and Mineral Water	INSD	31,875	27.2	0.75	23,906	20.4	0.0%	7.1%	0.75	0.72	515,993	0.91	0.52	m.d.	m.d.	0.7	0.8	-	-	95	-1,557	32,995	31,438	-
Eastern Brewery	IEAB	8,845	7.6	0.77	6,811	5.8	0.0%	0.0%	0.00	0.00	0	1.30	0.75	m.d.	m.d.	2.3	m.d.	-	-	-118	n.a.	2,923	n.a.	Suspended
Baghdad for Packing Materials	IBPM	270	0.2	9.26	2,500	2.1	5.8%	12.9%	9.26	0.00	4,303	9.26	7.25	166.9	m.d.	7.9	8.5	-	-	15	-18	315	295	-
Modern Chemical Industries	IMCI	60	0.1	55.00	3,300	2.8	0.0%	0.0%	0.00	0.00	0	69.00	55.00	75.2	44.0	11.5	10.9	100.0%	100.0%	44	75	287	302	-
Baghdad Soft Drinks	IBSD	125,000	106.8	1.25	156,250	133.5	-3.8%	13.6%	1.30	1.17	2,233,873	1.60	1.05	m.d.	26.9	1.5	1.3	-	-	-39	5,803	107,611	122,638	-
Iraqi Date Processing and Marketing	IIDP	6,337	5.4	2.00	12,674	10.8	0.0%	0.0%	0.00	0.00	0	0.00	2.35	m.d.	m.d.	1.7	m.d.	-	-	-787	n.a.	7,435	n.a.	Suspended
Al-Hilal Industries	IHLI	12,375	10.6	1.29	15,964	13.6	0.8%	11.2%	1.30	1.24	82,680	1.34	0.90	m.d.	m.d.	m.d.	170.8	-	-	-2,153	-1,034	-561	93	-
The Light Industries	ITLI	16,800	14.4	1.28	21,504	18.4	0.8%	10.3%	1.28	1.27	245,375	2.07	0.89	m.d.	m.d.	8.2	3.8	-	-	-3,167	-3,450	2,624	5,686	-
National Chemical & Plastic Industries	INCP	7,594	6.5	4.35	33,033	28.2	9.6%	1.2%	4.50	0.00	183,909	4.62	2.30	m.d.	m.d.	5.0	5.7	-	-	-2,248	-1,188	6,620	5,838	-
Electronic Industries	IELI	12,000	10.3	3.16	37,920	32.4	0.0%	0.0%	0.00	0.00	0	0.00	0.00	m.d.	m.d.	m.d.	m.d.	-	-	n.a.	n.a.	n.a.	n.a.	Suspended
AL-Kindi for Production of Veterinary	IKLV	2,400	2.1	3.05	7,320	6.3	3.4%	5.5%	3.13	2.98	147,786	3.71	1.74	m.d.	19.4	5.0	2.4	-	-	32	378	1,463	3,072	-
Fallujah Construction Materials	IIFCM	1,080	0.9	3.46	3,737	3.2	-3.9%	-7.7%	3.60	3.20	121,292	5.40	2.46	m.d.	60.6	9.3	4.4	-	-	-115	62	403	848	-
Iraqi Engineering Works	IIEW	1,000	0.9	3.75	3,750	3.2	4.2%	5.6%	3.75	0.00	12,504	3.75	2.00	125.8	m.d.	4.4	4.3	25.0%	-	30	2	849	870	-
Al-khazer for Construction Materials	IKHC	1,100	0.9	2.90	3,190	2.7	-1.7%	-6.5%	2.90	0.00	1,450	3.65	1.95	m.d.	40.5	3.3	2.9	-	-	-67	79	976	1,110	-
Kirkuk for Producing	IKFP	744	0.6	2.54	1,890	1.6	-2.7%	-1.9%	2.61	2.50	36,736	2.75	2.50	m.d.	m.d.	24.1	21.8	-	-	-52	7	79	87	-
Modern Paint Industries	IMPI	9,214	7.9	4.35	40,080	34.3	-0.9%	13.3%	4.70	4.25	99,073	5.00	1.50	m.d.	m.d.	3.6	4.0	-	-	-522	-1,132	11,105	9,980	-
National Metallic Industries and Bicycles	IMIB	5,000	4.3	2.85	14,250	12.2	2.5%	5.6%	3.00	2.60	33,194	3.00	1.70	8.0	87.0	1.7	2.0	7.5%	10.0%	1,772	164	8,475	7,200	-
Ready Made Clothes	IRMC	956	0.8	3.46	3,308	2.8	18.5%	43.6%	3.88	3.20	115,754	3.88	2.00	9.6	m.d.	3.9	6.4	40.0%	10.0%	345	-415	849	519	-
Iraqi for Carton Manufactures	IICM	3,795	3.2	1.52	5,768	4.9	-2.6%	4.1%	1.55	0.00	55,842	2.35	1.22	m.d.	m.d.	m.d.	15.0	-	-	-962	-677	-215	385	-
Modern Construction Materials Industry	IMCM	3,747	3.2	1.50	5,621	4.8	-5.7%	25.0%	1.52	0.00	11,730	1.61	0.80	m.d.	m.d.	3.9	3.0	-	-	-74	-367	1,431	1,846	-
Nationality Household Furniture Industry	IHFI	1,260	1.1	1.70	2,142	1.8	0.6%	2.4%	1.70	0.00	7,110	1.85	1.35	m.d.	34.2	1.5	1.5	-	-	-236	63	1,385	1,465	-
Total					421,770	360.5					4,062,550													

Source: Iraq Stock Exchange

Performance of Traded Shares

Code	Paid-in Capital		Closing Price	Market Cap		Wk. Closing % Change	YTD % Change	Intra Week		Wk. Turnover (ID'000)	52 Week		P/E		P/BV		Dividend (%)		Net Profit (ID mn)		BV (ID mn)		Note
	(ID mn)	(\$ mn)		(ID mn)	(\$ mn)			High	Low		High	Low	FY08	FY09	FY08	FY09	2008*	2009**	FY08	FY09	FY08	FY09	
Hotel & Tourism Sector																							
HPAL	4,470	3.8	21.00	93,870	80.2	0.0%	7.1%	22.00	0.00	103,659	22.00	14.00	m.d.	m.d.	24.2	32.7	-	-	-724	-1,159	3,876	2,873	-
HISH	1,500	1.3	35.75	53,625	45.8	0.0%	-0.7%	36.00	0.00	131,422	37.00	18.00	m.d.	m.d.	30.2	57.1	-	-	-887	-863	1,776	940	-
HBAY	1,350	1.2	40.00	54,000	46.2	0.0%	-1.5%	40.00	0.00	28,610	46.58	13.00	m.d.	m.d.	m.d.	147.7	-	-	-540	-158	243	366	-
HBAG	1,922	1.6	20.00	38,440	32.9	0.0%	1.5%	20.05	0.00	33,541	25.25	3.00	m.d.	m.d.	16.9	26.6	-	-	-531	-833	2,278	1,445	-
HNTI	2,755	2.4	20.00	55,100	47.1	0.0%	-2.4%	20.50	19.75	72,979	25.75	10.00	133.2	106.3	17.3	14.4	-	-	414	518	3,184	3,817	-
HASH	376	0.3	12.50	4,705	4.0	0.0%	-3.8%	12.50	0.00	16,645	15.50	9.00	m.d.	m.d.	18.4	18.4	-	-	-37	-12	256	256	-
HTVM	40	0.0	36.00	1,440	1.2	0.0%	-0.8%	0.00	0.00	0	39.50	3.00	m.d.	m.d.	m.d.	m.d.	150.0%	-	-62	-100	-42	-135	-
HKAR	1,620	1.4	5.75	9,315	8.0	-5.7%	-0.9%	6.25	5.75	103,784	7.50	4.75	m.d.	m.d.	10.3	5.4	-	-	22	-1	907	1,715	-
HMAN	2,923	2.5	37.50	109,613	93.7	-2.6%	-2.3%	38.00	37.00	105,559	45.20	22.00	m.d.	97.5	46.7	31.5	-	-	114	1,124	2,346	3,482	-
HSAD	708	0.6	51.00	36,108	30.9	-1.0%	-1.0%	51.00	0.00	107	51.50	3.00	m.d.	105.3	54.7	35.7	-	-	3	343	660	1,011	-
Total				456,215	389.9					596,306													
Agriculture Sector																							
ATHP	2,400	2.1	0.40	960	0.8	0.0%	0.0%	0.00	0.00	0	0.00	0.00	2.7	2.3	1.0	1.7	-	-	350	423	981	558	Out of Trade
AMAP	540	0.5	1.30	702	0.6	-7.1%	-11.0%	1.30	0.00	925	2.18	0.98	17.1	25.0	0.2	0.2	-	-	41	28	2,969	2,939	-
AAHP	575	0.5	1.11	638	0.5	0.0%	0.9%	0.00	0.00	0	1.15	0.78	m.d.	m.d.	1.1	1.3	-	-	-65	-81	565	483	-
AMEF	300	0.3	18.50	5,550	4.7	-7.5%	-7.5%	20.00	0.00	5,910	20.00	2.00	106.6	63.8	13.2	10.8	20.0%	-	52	87	420	514	-
AISP	2,000	1.7	2.95	5,900	5.0	18.0%	18.0%	2.95	0.00	2,729	4.15	1.49	m.d.	25.6	12.3	8.0	-	-	-514	230	481	734	-
AIPM	3,750	3.2	8.25	30,938	26.4	17.9%	17.9%	8.26	6.16	239,767	9.90	5.25	m.d.	m.d.	5.6	5.7	-	-	-665	-194	5,573	5,455	-
AIRP	360	0.3	4.71	1,696	1.4	0.0%	1.3%	0.00	0.00	0	4.75	3.00	18.2	17.1	2.2	1.8	-	20.0%	93	99	764	931	-
Total				46,383	39.6					249,332													
Grand Total				3,702,319	3,164.4					8,669,288													

* Dividend distributed in 2008 from 2007 year-end profit.

** Dividend distributed in 2009 from 2008 year-end profit.

Source: Iraq Stock Exchange

Note: "Suspended" companies are not trading due to General Assembly Meeting or ISX / ISC Instructions.

"Out of Trade" companies are not trading, because they haven't completed the procedures to start electronic trading yet.