

For any inquiries, contact:

Research

Aysegul Ozge Ozgur

aozgur@rabeesecurities.com

Trading

trading@rabeesecurities.com

Address: 903/14/19

Karada

Baghdad-Iraq

Tel: +964 1 7180 696

info@rabeesecurities.com

RS Bloomberg page: <RSIQ>

DISCLAIMER

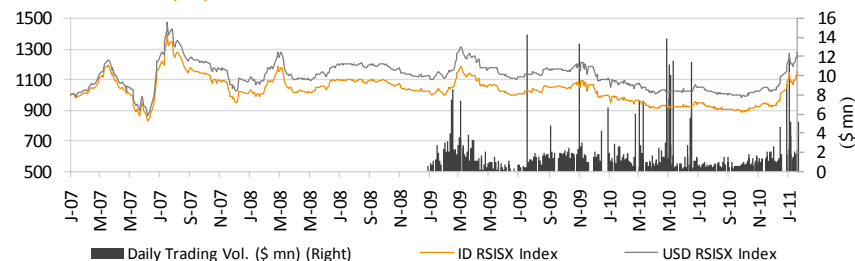
This publication may not be reproduced, modified, or re-disseminated in whole or in part without the prior written permission of Rabee Securities. The information provided herein is of a general nature and for informational purposes only and is not intended to serve as an offer or solicitation with respect to the purchase or sale of any security, or as a recommendation to adopt any particular trading strategy. Such information is subject to change without prior notice. Although Rabee Securities obtains information from sources it considers reliable, Rabee Securities makes no representations or warranties, express or implied, as to the information's accuracy or completeness. Furthermore, such information may be incomplete or condensed. Rabee Securities, its affiliates, directors, employees, assigns, agents, and successors bear no liability for any errors or omissions in this publication or for any losses arising from the use of or reliance upon this information. This limitation on liability applies to direct, indirect, consequential, special, punitive, or other damages, as well as damages for loss of profits or business interruption. Investors shall bear all responsibility for investment decisions taken on the basis of the contents of this report. Rabee Securities strongly advises potential investors to seek financial guidance when determining whether an investment is appropriate to their needs. All estimates included in this report constitute Rabee Securities' opinion as of the date published on the report and are subject to change without notice.

Weekly Bulletin

Weekly Value Traded

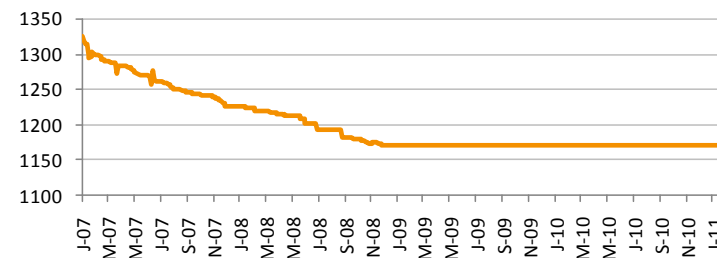
ID14,191,082,000

Rabee Securities (RS) Index - RSISX Index

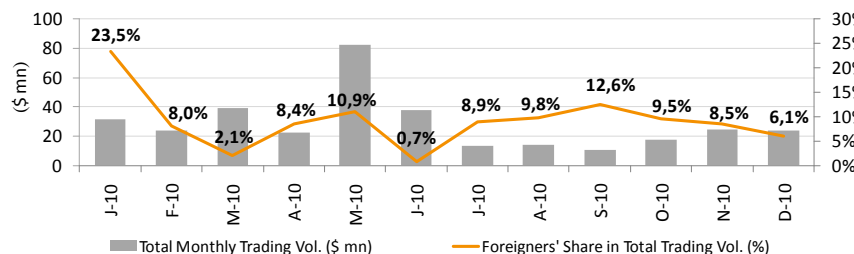


Iraqi Dinar Value

1USD=1170



Total Monthly Trading Vol. (\$ mn) & Share of Foreign Transaction in Total T. Vol. (%)



Best Performers - Weekly

Code	Price (ID)	Price Chn/w
BDFD	0.880	23.9%
BMFI	1.270	23.3%
AISP	3.550	20.3%
BUOI	1.050	15.4%
BIIB	0.930	14.8%

Worst Performers - Weekly

Code	Price (ID)	Price Chn/w
IFCM	3.280	-5.2%
VZAF	1.050	-4.5%
AMAP	1.250	-3.8%
IKHC	2.800	-3.4%
IKLV	2.950	-3.3%

RSISX Index Vs. Neighbour Market S.E.

Market	Index Close	Weekly Chg.	YTD Chg.
IRAQ (RSISX)	1,153	6.0%	5.6%
EGYPT	5,647	-21.1%	-15.7%
KUWAIT	6,944	0.1%	0.7%
SAUDI	6,698	-0.3%	0.6%
MUSCAT	6,941	-1.2%	-0.6%
QATAR	8,974	-2.8%	-1.0%
DUBAI	1,613	-0.8%	0.2%
ABUDHABI	2,659	-2.9%	-0.9%
BAHRAIN	1,473	2.9%	3.5%
TURKEY	63,211	-7.8%	-4.1%
IRAN	20,685	4.7%	2.4%

Top 5 Traded Volume - Weekly

Code	Price (ID)	Trading Vol. (ID mn)/w	Trad. Vol. (\$mn)/w
HBAY	39.850	3,385	2.9
BUND	2.300	1,273	1.1
IBSD	1.380	1,168	1.0
BGUC	1.020	1,032	0.9
BMFI	1.270	968	0.8

By the end of the week, 47 companies were able to trade in this session, and 14 companies were unable to do so mainly due to their General Assembly Meeting or ISX / ISC Instructions.

The dinar remained stable for the week, trading at 1170 to the dollar. Volumes for the week reached ID14.2bln (\$12.1mn), and the numbers of shares

traded reached 7.5bln, with the banking sector experiencing the highest volume and turnover.

Foreigners executed total 470 transactions this week. They executed 430 buying transactions amounted at ID2.0bln (\$1.7mn) and 40 selling transaction amounted at ID218mn (\$186ths). Thus, net purchases of foreigners reached ID1.8bln (\$1.5mn), while their share in total trading volume was 7.8%.

News from Iraq

Politics

- An "important" meeting will be held between Prime Minister Nuri Al Maliki and head of Al Iraqiya List Iyad Allawi in the coming days to settle issues over the national strategic policy council and security ministries, Al Iraqiya MP Nahida Al Dayni said. (Alsumari TV)
- The U.S. withdrawal from Iraq shall take place on its scheduled time, at the end of 2011, according to the Strategic Agreement, signed between the two countries, to be followed by cooperation in the fields of defense and security, the official spokesman for the American Embassy in Baghdad said on Wednesday. (Aswat Al-Iraq)
- Iraqi Foreign Minister Hoshiyar Zebari discussed on Tuesday with Polish Ambassador in Baghdad, Stansoif Smolin, the strategic partnership in energy sector, according to a ministerial statement. (Aswat Al-Iraq)
- Iraq's Ambassador to Prague, Hussein Saleh Mualla, has discussed with the Chairman of the Czech Parliament, Milan Steikh, the parliamentary cooperation between the two countries. (Aswat Al-Iraq)

Economics

- Iraq's central bank governor said on Tuesday a court ruling putting the bank under cabinet supervision could threaten its assets abroad and open the door for international creditors to lay claim to its deposits. (Zawya)
- Deputy Oil Minister Ahmed Sniff said on Tuesday that Iraq plans to raise the capacity of the southern oil export facilities on the Gulf, to between 5 and 6 mn bpd by the end of 2013 under the state plan to boost production of crude. (Iraq Directory)
- Energy firm Heritage Oil said on Wednesday it has made a major gas find in Iraq's autonomous region of Kurdistan that is among the largest ever in the country. (Zawya)

ISX – Recent Company Announcements

- National Bank of Iraq (BNOI) will have GA on February, 15th to discuss capital increase through bonus and rights issues. BNOI shares will suspend trading starting February 9th, 2011.
- Iraqi for Seed Production (AISP) will have GA on February, 13th to discuss dividend ratio and capital increase through rights issue. AISP shares will suspend trading starting February 7th, 2011.
- Al-Badia General Trans (SBAG) will resume trading on January 31th, 2011 after increasing its capital through 50% bonus issue to ID1.35bln (\$1.15mn).
- Baghdad Motor cars Servicing (SBMC) resumed trading on January 27th, 2011. SBMC shares were not trading since August 8th, 2010 due to ISC decision.
- Investment Bank of Iraq (BIBI) resumed trading on January 26th, 2011 after completing the capital increase from ID50.04bln (\$42.8mn) to ID75.02bln (\$64.1mn) through 28.81% rights issue and 20.04% bonus issue.

Performance of Traded Shares

Code	Paid-in Capital		Closing Price	Market Cap		Wk. Closing % Change	YTD % Change	Intra Week		Wk. Turnover (ID'000)	52 Week		P/E		P/BV		Dividend (%)		Net Profit (ID mn)		BV (ID mn)		Note	
	(ID mn)	(\$ mn)		(ID mn)	(\$ mn)			High	Low		High	Low	FY08	FY09	FY08	FY09	2008*	2009**	FY08	FY09	FY08	FY09		
Banking Sector																								
Commercial Bank of Iraq	BCOI	60,000	51.3	1.39	83,400	71.3	0.0%	0.0%	0.00	0.00	0	1.55	1.30	47.7	21.8	1.2	1.0	-	-	1,749	3,832	67,053	84,151	Suspended
Bank of Baghdad	BBOB	100,000	85.5	2.50	250,000	213.7	4.2%	39.7%	2.52	2.40	868,850	2.59	1.18	11.7	15.8	2.7	2.3	-	-	21,417	15,802	93,342	109,170	-
Iraqi Islamic Bank	BIIB	51,192	43.8	0.93	47,609	40.7	14.8%	3.3%	0.93	0.00	44,770	1.00	0.75	m.d.	94.1	1.9	0.9	-	-	-325	506	25,436	51,658	-
Iraqi Middle East Investment Bank	BIME	66,000	56.4	1.10	72,600	62.1	0.0%	0.0%	0.00	0.00	0	1.98	0.80	5.2	6.2	1.1	1.0	-	-	13,952	11,707	63,840	75,547	Suspended
Investment Bank of Iraq	BIBI	75,020	64.1	1.24	93,025	79.5	0.0%	0.0%	1.24	1.13	904,531	1.33	0.83	11.5	20.2	2.0	1.5	-	-	8,083	4,595	47,046	62,522	-
National Bank of Iraq	BNOI	50,000	42.7	0.93	46,500	39.7	6.9%	14.8%	0.93	0.00	109,916	0.90	0.78	14.8	79.3	1.5	0.9	-	-	3,135	586	31,081	51,767	-
Credit Bank of Iraq	BROI	100,000	85.5	2.99	299,000	255.6	6.0%	22.0%	2.99	2.75	189,773	3.24	1.20	17.4	39.4	3.2	2.7	-	-	17,194	7,592	93,070	111,913	-
Dar Essalaam Investment Bank	BDSI	72,000	61.5	6.60	475,200	406.2	7.3%	8.2%	6.75	6.56	61,805	7.00	1.38	27.6	48.1	7.9	7.3	-	-	17,196	9,880	59,854	65,036	-
Sumer Commerical Bank	BSUC	70,000	59.8	0.81	56,700	48.5	0.0%	0.0%	0.00	0.00	0	0.95	0.81	65.5	11.1	1.1	1.0	-	-	865	5,091	49,752	59,249	Suspended
Babylon Bank	BBAY	50,000	42.7	0.99	49,500	42.3	10.0%	13.8%	0.99	0.90	470,169	1.20	0.85	8.9	13.5	1.2	0.9	-	-	5,537	3,657	39,636	55,363	-
Economy Bank for Investment	BEFI	76,000	65.0	1.43	108,680	92.9	10.0%	10.0%	1.43	0.00	286	1.90	1.30	7.6	17.0	2.5	1.3	-	-	14,295	6,387	43,519	84,589	Suspended
Gulf Commercial Bank	BGUC	56,990	48.7	1.02	58,130	49.7	12.1%	13.3%	1.03	0.90	1,032,436	1.24	0.84	3.8	7.3	1.4	1.0	-	-	15,112	7,957	41,050	60,055	-
Warka Bank for Investment	BWAI	75,000	64.1	1.26	94,500	80.8	0.0%	0.0%	0.00	0.00	0	1.31	1.25	5.7	3.4	1.2	1.0	-	-	16,691	27,999	80,140	94,950	Suspended
Mosul Bank	BMFI	50,000	42.7	1.27	63,500	54.3	23.3%	39.6%	1.29	1.01	967,500	1.29	0.83	9.8	9.1	1.7	1.1	-	-	6,449	6,989	37,157	59,674	-
Union Bank of Iraq	BUOI	50,000	42.7	1.05	52,500	44.9	15.4%	16.7%	1.09	0.91	106,186	1.15	0.79	36.8	18.8	1.9	1.0	-	-	1,425	2,795	27,959	54,016	-
North Bank	BNOR	100,000	85.5	2.00	200,000	170.9	0.0%	0.0%	0.00	0.00	0	2.10	0.83	13.9	11.2	1.7	1.6	-	9.2%	14,370	17,816	117,821	126,685	Suspended
Kurdistan International Bank	BKUI	100,000	85.5	1.56	156,000	133.3	6.8%	9.9%	1.63	0.00	240,894	1.95	1.22	13.8	11.8	2.3	2.0	-	-	11,313	13,233	66,601	77,934	-
Ashur Bank	BASH	66,700	57.0	1.00	66,700	57.0	11.1%	13.6%	1.00	0.91	186,010	1.22	0.82	7.0	6.8	1.1	1.0	-	-	9,469	9,846	59,561	69,303	-
Mansour Bank	BMNS	75,000	64.1	1.75	131,250	112.2	6.1%	25.0%	1.88	1.69	322,742	1.90	1.17	12.2	30.1	1.7	1.6	-	-	10,718	4,356	76,255	81,006	-
United Bank for Investment	BUND	150,000	128.2	2.30	345,000	294.9	6.0%	30.7%	2.43	2.21	1,273,176	2.43	1.50	m.d.	24.6	14.6	3.1	-	-	-711	14,025	23,646	112,678	-
Dijla and Furat Bank	BDFD	50,000	42.7	0.88	44,000	37.6	23.9%	23.9%	0.88	0.71	113,032	1.10	0.69	24.4	8.4	0.9	0.8	-	-	1,806	5,254	50,101	55,355	-
Total					2,793,793	2,387.9					6,892,076													
Insurance Sector																								
Al-Ameen Insurance	NAME	1,000	0.9	1.30	1,300	1.1	0.0%	-3.7%	1.30	0.00	2,470	1.35	1.05	4.4	9.1	0.9	0.8	-	-	297	143	1,519	1,645	-
Dar Essalaam Insurance	NDSA	2,200	1.9	5.25	11,550	9.9	2.7%	20.7%	5.25	0.00	187	5.25	1.40	54.9	54.4	4.4	4.0	-	10.0%	211	212	2,630	2,891	-
Ahliya Insurance	NAHF	1,508	1.3	1.33	2,006	1.7	10.8%	17.7%	1.33	0.00	2,083	1.33	1.05	10.9	9.1	1.1	1.0	-	-	183	221	1,786	1,998	-
Al-Hamraa Insurance	NHAM	1,500	1.3	1.50	2,250	1.9	0.0%	0.0%	0.00	0.00	0	1.60	0.92	3.9	6.7	1.7	1.4	-	-	572	335	1,332	1,646	-
Gulf Insurance and Reinsurance	NGIR	1,000	0.9	1.44	1,440	1.2	0.0%	0.0%	0.00	0.00	0	2.00	1.10	90.3	40.9	1.4	1.3	-	-	16	35	1,064	1,095	Suspended
Total					18,546	15.9					4,740													
Investment Sector																								
Al-Kheir Financial Investment	VKHF	7,000	6.0	0.40	2,800	2.4	-2.4%	2.6%	0.44	0.00	18,528	0.60	0.37	4.8	35.7	0.4	0.4	-	-	587	78	7,854	7,933	-
Al-Ameen Financial Investment	VAMF	750	0.6	0.88	660	0.6	0.0%	-2.2%	0.00	0.00	0	1.00	0.88	m.d.	15.2	1.2	1.0	-	-	-275	43	545	670	-
Al-Ayaam Financial Investment	VAYF	400	0.3	1.00	400	0.3	0.0%	0.0%	0.00	0.00	0	1.00	0.95	169.8	7.7	1.7	1.0	-	-	2	52	242	383	-
AL-Wiaam Financial Investment	VWIF	1,250	1.1	1.95	2,438	2.1	0.0%	0.0%	0.00	0.00	0	2.75	1.95	m.d.	6.8	1.8	1.5	-	-	-34	361	1,357	1,630	-
Mesopotamia Investment	VMES	1,000	0.9	0.90	900	0.8	0.0%	-10.0%	0.90	0.00	3,870	1.00	0.90	112.5	124.3	0.9	0.9	-	-	8	7	968	975	-
Al-Qum'a for Financial Investment	VQUF	1,000	0.9	0.81	810	0.7	0.0%	0.0%	0.00	0.00	0	1.50	0.80	m.d.	19.5	1.5	1.4	-	-	-10	42	533	564	-
Al-Khaima Financial Investment	VKHA	400	0.3	1.00	400	0.3	0.0%	0.0%	0.00	0.00	0	1.00	1.00	116.5	4.9	1.4	0.9	-	-	3	82	295	455	-
Al-Zawraa for Financial Investment	VZAF	1,000	0.9	1.05	1,050	0.9	-4.5%	-4.5%	1.05	0.00	525	1.12	0.75	23.1	52.5	1.0	0.9	-	-	46	20	1,100	1,129	-
AL- Batek for Financial Investment	VBAT	1,000	0.9	0.92	920	0.8	0.0%	-1.1%	0.00	0.00	0	1.00	0.92	11.0	13.9	0.9	0.9	7.8%	8.0%	84	66	1,041	1,044	-
Total					10,378	8.9					22,923													

Source: Iraq Stock Exchange

Performance of Traded Shares

Code	Paid-in Capital		Closing Price	Market Cap		Wk. Closing % Change	YTD % Change	Intra Week		Wk. Turnover (ID'000)	52 Week		P/E		P/BV		Dividend (%)		Net Profit (ID mn)		BV (ID mn)		Note	
	(ID mn)	(\$ mn)		(ID mn)	(\$ mn)			High	Low		FY08	FY09	FY08	FY09	2008*	2009**	FY08	FY09	FY08	FY09				
Services Sector																								
Kharkh Tour Amusement City	SKTA	99	0.1	14.00	1,386	1.2	0.0%	0.0%	14.00	0.00	460	17.95	5.03	m.d.	172.9	9.9	9.4	-	-	1	8	139	148	-
Mosul for Funfairs	SMOF	230	0.2	28.22	6,476	5.5	0.0%	-7.5%	0.00	0.00	0	41.00	19.00	31.9	19.0	16.5	8.9	50.0%	-	203	340	393	729	-
Mamoura Real Estate Investment	SMRI	11,726	10.0	2.47	28,963	24.8	-1.6%	6.9%	2.54	2.47	473,944	2.90	1.20	29.5	26.3	3.9	3.4	-	-	981	1,101	7,372	8,529	-
Al-Ameen Estate Investment	SAEI	6,960	5.9	3.60	25,056	21.4	0.0%	17.6%	3.60	0.00	3,996	3.70	0.96	m.d.	m.d.	3.6	3.6	-	-	-5	-37	6,994	7,001	-
AL-Nukhba General Contracting	SNUC	1,600	1.4	3.72	5,952	5.1	0.5%	6.3%	3.72	0.00	18,970	5.00	1.45	19.2	29.6	3.0	3.2	-	20.0%	310	201	1,977	1,858	-
Iraqi Land Transport	SILT	3,400	2.9	14.55	49,470	42.3	0.0%	0.0%	0.00	0.00	0	15.90	0.74	28.5	14.9	4.9	4.2	-	-	1,734	3,317	10,088	11,908	Suspended
Baghdad Passengers Transport	SBPT	160	0.1	26.00	4,160	3.6	0.0%	4.0%	0.00	0.00	0	30.00	23.70	m.d.	12.0	14.8	6.7	-	10.0%	14	346	281	623	-
Iraqi for General Transportation	SIGT	1,500	1.3	7.21	10,815	9.2	0.0%	0.0%	0.00	0.00	0	0.00	0.00	m.d.	m.d.	m.d.	m.d.	32.0%	-	n.a.	n.a.	n.a.	n.a.	Suspended
AL-Badia General Trans	SBAG	900	0.8	13.25	11,925	10.2	0.0%	0.0%	0.00	0.00	0	26.00	9.00	8.8	11.5	5.1	3.7	50.0%	50.0%	1,356	1,033	2,326	3,260	Suspended
Baghdad Motor cars Servicing	SBMC	1,080	0.9	1.90	2,052	1.8	9.8%	9.8%	1.90	0.00	106	4.23	1.25	m.d.	m.d.	10.6	m.d.	-	-	-38	n.a.	193	n.a.	-
Total					146,256	125.0					497,477													
Industry Sector																								
Nineveh Food Industries	INFI	3,600	3.1	1.05	3,780	3.2	2.9%	-4.5%	1.07	0.00	11,250	3.54	1.00	m.d.	m.d.	1.3	1.3	-	-	n.a.	n.a.	3,010	2,897	-
Al-Mansour Pharmaceuticals Industries	IMAP	2,500	2.1	3.85	9,624	8.2	2.7%	39.5%	3.85	0.00	46,729	3.82	2.00	35.4	27.0	4.0	3.3	9.0%	-	272	356	2,390	2,894	-
Modern Sewing	IMOS	1,800	1.5	0.74	1,332	1.1	0.0%	0.0%	0.00	0.00	0	1.18	0.72	m.d.	m.d.	1.0	1.2	-	-	-229	-160	1,293	1,152	Suspended
Iraqi For Tufted Carpets & Floor	IITC	500	0.4	5.10	2,550	2.2	3.0%	6.3%	5.10	0.00	51	5.85	0.67	13.5	10.1	1.6	1.4	25.0%	25.0%	188	253	1,609	1,763	-
Northern Soft Drinks and Mineral Water	INSD	31,875	27.2	0.76	24,225	20.7	1.3%	8.6%	0.78	0.74	381,775	0.91	0.52	m.d.	m.d.	0.7	0.8	-	-	95	-1,557	32,995	31,438	-
Eastern Brewery	IEAB	8,845	7.6	0.77	6,811	5.8	0.0%	0.0%	0.00	0.00	0	1.30	0.75	m.d.	m.d.	2.3	m.d.	-	-	-118	n.a.	2,923	n.a.	Suspended
Baghdad for Packing Materials	IBPM	270	0.2	9.26	2,500	2.1	0.0%	12.9%	0.00	0.00	0	9.26	7.25	166.9	m.d.	7.9	8.5	-	-	15	-18	315	295	-
Modern Chemical Industries	IMCI	60	0.1	55.00	3,300	2.8	0.0%	0.0%	0.00	0.00	0	69.00	55.00	75.2	44.0	11.5	10.9	100.0%	100.0%	44	75	287	302	-
Baghdad Soft Drinks	IBSD	125,000	106.8	1.38	172,500	147.4	10.4%	25.5%	1.47	1.25	1,168,057	1.60	1.05	m.d.	29.7	1.6	1.4	-	-	-39	5,803	107,611	122,638	-
Iraqi Date Processing and Marketing	IIDP	6,337	5.4	2.00	12,674	10.8	0.0%	0.0%	0.00	0.00	0	0.00	2.35	m.d.	m.d.	1.7	m.d.	-	-	-787	n.a.	7,435	n.a.	Suspended
Al-Hilal Industries	IHLI	12,375	10.6	1.31	16,211	13.9	1.6%	12.9%	1.35	1.27	210,925	1.34	0.90	m.d.	m.d.	m.d.	173.4	-	-	-2,153	-1,034	-561	93	-
The Light Industries	ITLI	16,800	14.4	1.31	22,008	18.8	2.3%	12.9%	1.35	1.28	261,825	2.07	0.89	m.d.	m.d.	8.4	3.9	-	-	-3,167	-3,450	2,624	5,686	-
National Chemical & Plastic Industries	INCP	7,594	6.5	4.50	34,172	29.2	3.4%	4.7%	4.55	4.30	86,770	4.62	2.30	m.d.	m.d.	5.2	5.9	-	-	-2,248	-1,188	6,620	5,838	-
Electronic Industries	IELI	12,000	10.3	3.16	37,920	32.4	0.0%	0.0%	0.00	0.00	0	0.00	0.00	m.d.	m.d.	m.d.	m.d.	-	-	n.a.	n.a.	n.a.	n.a.	Suspended
AL-Kindi for Production of Veterinary	IKLV	2,400	2.1	2.95	7,080	6.1	-3.3%	2.1%	3.05	2.95	106,791	3.71	1.74	m.d.	18.7	4.8	2.3	-	-	32	378	1,463	3,072	-
Fallujah Construction Materials	IIFCM	1,080	0.9	3.28	3,542	3.0	-5.2%	-12.5%	3.60	0.00	69,990	5.40	2.46	m.d.	57.5	8.8	4.2	-	-	-115	62	403	848	-
Iraqi Engineering Works	IIEW	1,000	0.9	3.75	3,750	3.2	0.0%	5.6%	0.00	0.00	0	3.75	2.00	125.8	m.d.	4.4	4.3	25.0%	-	30	2	849	870	-
Al-khazer for Construction Materials	IKHC	1,100	0.9	2.80	3,080	2.6	-3.4%	-9.7%	2.80	0.00	1,820	3.35	1.95	m.d.	39.1	3.2	2.8	-	-	-67	79	976	1,110	-
Kirkuk for Producing	IKFP	744	0.6	2.49	1,853	1.6	-2.0%	-3.9%	2.55	2.49	238,906	2.75	2.49	m.d.	m.d.	23.6	21.4	-	-	-52	7	79	87	-
Modern Paint Industries	IMPI	9,214	7.9	4.51	41,554	35.5	3.7%	17.4%	4.58	4.45	71,292	5.00	1.50	m.d.	m.d.	3.7	4.2	-	-	-522	-1,132	11,105	9,980	-
National Metallic Industries and Bicycles	IMIB	5,000	4.3	2.78	13,900	11.9	-2.5%	3.0%	2.81	2.75	30,589	3.00	1.70	7.8	84.9	1.6	1.9	7.5%	10.0%	1,772	164	8,475	7,200	-
Ready Made Clothes	IRMC	956	0.8	3.36	3,212	2.7	-2.9%	39.4%	3.50	3.36	30,064	3.88	2.00	9.3	m.d.	3.8	6.2	40.0%	10.0%	345	-415	849	519	-
Iraqi for Carton Manufactures	IICM	3,795	3.2	1.52	5,768	4.9	0.0%	4.1%	1.55	1.51	66,148	2.35	1.22	m.d.	m.d.	m.d.	15.0	-	-	-962	-677	-215	385	-
Modern Construction Materials Industry	IMCM	3,747	3.2	1.50	5,621	4.8	0.0%	25.0%	1.51	0.00	11,888	1.61	0.80	m.d.	m.d.	3.9	3.0	-	-	-74	-367	1,431	1,846	-
Nationality Household Furniture Industry	IHFI	1,260	1.1	1.68	2,117	1.8	-1.2%	1.2%	1.71	0.00	16,815	1.85	1.35	m.d.	33.8	1.5	1.4	-	-	-236	63	1,385	1,465	-
Total					441,084	377.0					2,811,684													

Source: Iraq Stock Exchange

Performance of Traded Shares

Code	Paid-in Capital		Closing Price	Market Cap		Wk. Closing % Change	YTD % Change	Intra Week		Wk. Turnover (ID'000)	52 Week		P/E		P/BV		Dividend (%)		Net Profit (ID mn)		BV (ID mn)		Note	
	(ID mn)	(\$ mn)		(ID mn)	(\$ mn)			High	Low		FY08	FY09	FY08	FY09	2008*	2009**	FY08	FY09	FY08	FY09				
Hotel & Tourism Sector																								
Palestine Hotel	HPAL	4,470	3.8	20.50	91,635	78.3	-2.4%	4.6%	21.00	0.00	54,764	22.00	14.00	m.d.	m.d.	23.6	31.9	-	-	-724	-1,159	3,876	2,873	-
Ishtar Hotels	HISH	1,500	1.3	35.00	52,500	44.9	-2.1%	-2.8%	35.75	0.00	63,730	37.00	18.00	m.d.	m.d.	29.6	55.9	-	-	-887	-863	1,776	940	-
Babylon Hotel	HBAY	1,350	1.2	39.85	53,798	46.0	-0.4%	-1.8%	40.06	0.00	3,385,199	46.58	13.00	m.d.	m.d.	m.d.	147.1	-	-	-540	-158	243	366	-
Baghdad Hotel	HBAG	1,922	1.6	19.80	38,056	32.5	-1.0%	0.5%	19.80	0.00	9,789	25.25	3.00	m.d.	m.d.	16.7	26.3	-	-	-531	-833	2,278	1,445	-
National for Tourist Investments	HNTI	2,755	2.4	20.10	55,376	47.3	0.5%	-2.0%	20.10	20.00	42,855	25.75	10.00	133.9	106.9	17.4	14.5	-	-	414	518	3,184	3,817	-
Ashour Hotel	HASH	376	0.3	12.60	4,742	4.1	0.8%	-3.1%	12.60	0.00	13,810	15.50	9.00	m.d.	m.d.	18.5	18.5	-	-	-37	-12	256	256	-
Tourist Village of Mosul dam	HTVM	40	0.0	36.00	1,440	1.2	0.0%	-0.8%	0.00	0.00	0	39.50	3.00	m.d.	m.d.	m.d.	m.d.	150.0%	-	-62	-100	-42	-135	-
Karbala Hotels	HKAR	1,620	1.4	5.88	9,526	8.1	2.3%	1.4%	5.88	5.76	102,511	7.50	4.75	m.d.	m.d.	10.5	5.6	-	-	22	-1	907	1,715	-
AL-Mansour Hotel	HMAN	2,923	2.5	39.00	113,997	97.4	4.0%	1.6%	39.00	38.48	165,326	45.20	22.00	m.d.	101.4	48.6	32.7	-	-	114	1,124	2,346	3,482	-
Al-Sadeer Hotel	HSAD	708	0.6	51.00	36,108	30.9	0.0%	-1.0%	0.00	0.00	0	51.50	3.00	m.d.	105.3	54.7	35.7	-	-	3	343	660	1,011	-
Total					457,176	390.7					3,837,984													
Agriculture Sector																								
AL-Therar for Agricultural Production	ATHP	2,400	2.1	0.40	960	0.8	0.0%	0.0%	0.00	0.00	0	0.00	0.00	2.7	2.3	1.0	1.7	-	-	350	423	981	558	Out of Trade
The Modern for Animal Agricultural Prod.	AMAP	540	0.5	1.25	675	0.6	-3.8%	-14.4%	1.30	0.00	1,633	2.18	0.98	16.4	24.1	0.2	0.2	-	-	41	28	2,969	2,939	-
Al-Ahlyia for Agricultural	AAHP	575	0.5	1.11	638	0.5	0.0%	0.9%	0.00	0.00	0	1.15	0.78	m.d.	m.d.	1.1	1.3	-	-	-65	-81	565	483	-
Middle East for Production - Fish	AMEF	300	0.3	19.00	5,700	4.9	2.7%	-5.0%	19.50	17.90	995	20.00	2.00	109.5	65.5	13.6	11.1	20.0%	-	52	87	420	514	-
Iraqi for Seed Production	AISP	2,000	1.7	3.55	7,100	6.1	20.3%	42.0%	3.65	0.00	12,188	4.15	1.49	m.d.	30.8	14.8	9.7	-	-	-514	230	481	734	-
Iraqi For Meat production and marketing	AIPM	3,750	3.2	8.00	30,000	25.6	-3.0%	14.3%	8.30	0.00	109,641	9.90	5.25	m.d.	m.d.	5.4	5.5	-	-	-665	-194	5,573	5,455	-
Iraqi Agricultural Products Marketing	AIRP	360	0.3	4.85	1,746	1.5	3.0%	4.3%	4.85	0.00	582	4.85	3.00	18.8	17.6	2.3	1.9	-	20.0%	93	99	764	931	-
Total					46,819	40.0					125,039													
Grand Total					3,914,052	3,345.3					14,191,922													

* Dividend distributed in 2008 from 2007 year-end profit.

** Dividend distributed in 2009 from 2008 year-end profit.

Source: Iraq Stock Exchange

Note: "Suspended" companies are not trading due to General Assembly Meeting or ISX / ISC Instructions.

"Out of Trade" companies are not trading, because they haven't completed the procedures to start electronic trading yet.