

For any inquiries, contact:

Research

Aysegul Ozge Ozgur

aozgur@rabeesecurities.com

Trading

trading@rabeesecurities.com

Address: 903/14/19

Karada

Baghdad-Iraq

Tel: +964 1 7180 696

info@rabeesecurities.com

RS Bloomberg page: <RSIQ>

DISCLAIMER

This publication may not be reproduced, modified, or re-disseminated in whole or in part without the prior written permission of Rabee Securities. The information provided herein is of a general nature and for informational purposes only and is not intended to serve as an offer or solicitation with respect to the purchase or sale of any security, or as a recommendation to adopt any particular trading strategy. Such information is subject to change without prior notice. Although Rabee Securities obtains information from sources it considers reliable, Rabee Securities makes no representations or warranties, express or implied, as to the information's accuracy or completeness. Furthermore, such information may be incomplete or condensed. Rabee Securities, its affiliates, directors, employees, assigns, agents, and successors bear no liability for any errors or omissions in this publication or for any losses arising from the use of or reliance upon this information. This limitation on liability applies to direct, indirect, consequential, special, punitive, or other damages, as well as damages for loss of profits or business interruption. Investors shall bear all responsibility for investment decisions taken on the basis of the contents of this report. Rabee Securities strongly advises potential investors to seek financial guidance when determining whether an investment is appropriate to their needs. All estimates included in this report constitute Rabee Securities' opinion as of the date published on the report and are subject to change without notice.

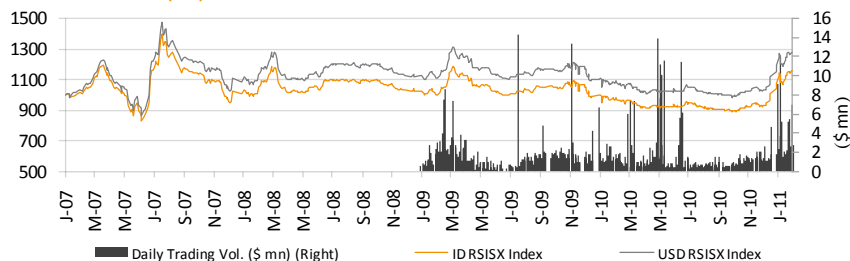
Weekly Bulletin

February 19th 2011

Weekly Value Traded

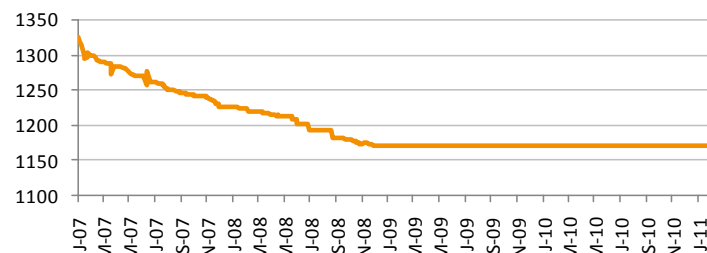
ID16,335,327,000

Rabee Securities (RS) Index - RSISX Index

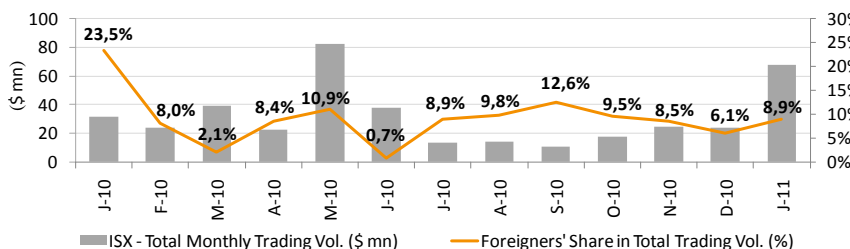


Iraqi Dinar Value

1USD=1170



Total Monthly Trading Vol. (\$ mn) & Share of Foreign Transaction in Total T. Vol. (%)



Best Performers - Weekly

Code	Price (ID)	Price Chn/w
BIME	1.340	21.8%
SBMC	2.180	17.8%
IMPI	5.000	11.1%
INCP	4.900	8.9%
IBSD	1.420	7.6%

Worst Performers - Weekly

Code	Price (ID)	Price Chn/w
VWIF	1.750	-10.3%
BEFI	1.500	-9.1%
HTVM	30.250	-8.3%
AMAP	1.180	-7.8%
VKHF	0.480	-7.7%

RSISX Index Vs. Neighbour Market S.E.

Market	Index Close	Weekly Chg.	YTD Chg.
IRAQ (RSISX)	1,231	6.9%	12.7%
EGYPT	closed	-	-15.7%
KUWAIT	6,560	-2.7%	-4.9%
SAUDI	6,487	-1.9%	-2.6%
MUSCAT	6,972	0.8%	-0.2%
QATAR	8,703	-2.8%	-4.0%
DUBAI	1,595	-0.2%	-0.9%
ABUDHABI	2,684	-1.0%	0.0%
BAHRAIN	1,475	0.5%	3.7%
TURKEY	65,986	1.9%	0.1%
IRAN	22,188	1.2%	9.8%

Top 5 Traded Volume - Weekly

Code	Price (ID)	Trading Vol. (ID mn)/w	Trad. Vol. (\$mn)/w
BIME	1.340	4,874	4.2
BIBI	1.130	3,014	2.6
BBOB	2.580	1,151	1.0
SMRI	2.590	1,124	1.0
IBSD	1.420	1,001	0.9

By the end of the week, 47 companies were able to trade in this session, and 13 companies were unable to do so mainly due to their General Assembly Meeting or ISX / ISC Instructions.

The dinar remained stable for the week, trading at 1170 to the dollar. Volumes for the week reached ID16.3bln (\$14.0mn), and the numbers of shares

traded reached 10.8bln, with the banking sector experiencing the highest volume and turnover.

Foreigners executed total 762 transactions this week. They executed 755 buying transactions amounted at ID4.7bln (\$4.0mn) and seven selling transaction amounted at ID71mn (\$61ths). Thus, net purchases of foreigners reached ID4.6bln (\$3.9mn), while their share in total trading volume was 14.5%.

News from Iraq

Politics

- Iraqi Prime Minister Nuri al-Maliki arrived in Kuwait Wednesday for a one-day official visit expected to focus on boosting economic and political ties between the two Arab neighbours. (Zawya)
- The Iraqi Parliament has opened a session, chaired by its Speaker, Usama al-Nujeifi, on Wednesday, with presence of 230 MPs, to discuss the law on Iraq's Vice-Presidents and to continue its discussions of the General Budget for the year 2011, a Parliament's media source said. (Aswat Al-Iraq)
- The Iraqi Parliament has voted to reject the Iraqi President's proposal to increase the number of his Vice-Presidents to four, in order to grant the 4th seat to the Turkomen community in the country, a Legislature for the National Coalition said on Wednesday. (Aswat Al-Iraq)
- Iraqi President Jalal Talabani on Tuesday discussed with Syrian President Bashar Assad in Damascus following up and implementing bilateral agreements, according to presidential statements.
- The next Arab Summit shall convene in Baghdad on March 29th, on the level of Kings, Presidents and Leaders, Iraq's Representative in the Arab League, Qais al-Azzawi, said on Tuesday. (Aswat Al-Iraq)

Economics

- Iraq will offer 12 oil and gas exploration sites later this year in a fourth energy auction since mid-2009, oil ministry spokesman Assem Jihad told AFP Wednesday. (Zawya)
- The Ministry of Planning and Development said Tuesday that the inflation rate increased since last December by 2% on January, according to reports prepared by the committees of the Planning ministry. (Iraq Directory)
- A total of 31 projects have been approved in Karbala at a cost of ID18.679bln (\$15.96mn), chairman of the reconstruction and strategic planning committee said on Monday. "The Karbala council referred today 31 projects, including 12 road projects and two water projects at a cost of ID7bln (\$5.98mn)," Dr. Abbas Nasser Hassani told Aswat al-Iraq news agency.
- Iraq expects to sign an agreement for the Akkas natural gas field next week after clearing some demands that led to the deal being postponed at the last minute in November, a senior Iraqi Oil Ministry official said Monday.

ISX – Recent Company Announcements

- Iraqi Middle East Investment Bank (BIME) resumed trading on February 16th after completing the capital increase processes from ID66bln (\$56.4mn) to ID100bln (\$85.5mn) through rights issue.

Performance of Traded Shares

	Code	Paid-in Capital		Closing Price	Market Cap		Wk. Closing % Change	YTD % Change	Intra Week		Wk. Turnover (ID'000)	52 Week		P/E		P/BV		Dividend (%)		Net Profit (ID mn)		BV (ID mn)		Note
		(ID mn)	(\$ mn)		(ID mn)	(\$ mn)			High	Low		High	Low	FY08	FY09	FY08	FY09	2008*	2009**	FY08	FY09	FY08	FY09	
Banking Sector																								
Commercial Bank of Iraq	BCOI	60,000	51.3	1.39	83,400	71.3	0.0%	0.0%	0.00	0.00	0	1.55	1.30	47.7	21.8	1.2	1.0	-	-	1,749	3,832	67,053	84,151	Suspended
Bank of Baghdad	BBOB	100,000	85.5	2.58	258,000	220.5	0.4%	44.1%	2.62	0.00	1,150,762	2.62	1.18	12.0	16.3	2.8	2.4	-	-	21,417	15,802	93,342	109,170	-
Iraqi Islamic Bank	BIIB	51,192	43.8	0.83	42,489	36.3	-5.7%	-7.8%	0.85	0.00	2,951	1.00	0.75	m.d.	84.0	1.7	0.8	-	-	-325	506	25,436	51,658	-
Iraqi Middle East Investment Bank	BIME	100,000	85.5	1.34	134,000	114.5	21.8%	21.8%	1.44	0.00	4,874,379	1.98	0.80	9.6	11.4	2.1	1.8	-	-	13,952	11,707	63,840	75,547	-
Investment Bank of Iraq	BIBI	75,020	64.1	1.13	84,773	72.5	-6.6%	-8.9%	1.21	0.00	3,013,876	1.33	0.83	10.5	18.4	1.8	1.4	-	-	8,083	4,595	47,046	62,522	-
National Bank of Iraq	BNOI	50,000	42.7	0.91	45,500	38.9	0.0%	12.3%	0.00	0.00	0	1.01	0.78	14.5	77.6	1.5	0.9	-	-	3,135	586	31,081	51,767	Suspended
Credit Bank of Iraq	BROI	100,000	85.5	2.85	285,000	243.6	0.4%	16.3%	2.88	0.00	149,617	3.24	1.20	16.6	37.5	3.1	2.5	-	-	17,194	7,592	93,070	111,913	-
Dar Essalaam Investment Bank	BDSI	72,000	61.5	6.65	478,800	409.2	0.0%	9.0%	6.76	0.00	88,941	6.76	1.38	27.8	48.5	8.0	7.4	-	-	17,196	9,880	59,854	65,036	-
Sumer Commerical Bank	BSUC	70,000	59.8	0.81	56,700	48.5	0.0%	0.0%	0.00	0.00	0	0.95	0.81	65.5	11.1	1.1	1.0	-	-	865	5,091	49,752	59,249	Suspended
Babylon Bank	BBAY	50,000	42.7	0.95	47,500	40.6	-5.9%	9.2%	1.00	0.00	111,074	1.12	0.85	8.6	13.0	1.2	0.9	-	-	5,537	3,657	39,636	55,363	-
Economy Bank for Investment	BEFI	76,000	65.0	1.50	114,000	97.4	-9.1%	15.4%	1.56	0.00	15,570	1.85	1.30	8.0	17.8	2.6	1.3	-	-	14,295	6,387	43,519	84,589	-
Gulf Commercial Bank	BGUC	56,990	48.7	1.07	60,979	52.1	-3.6%	18.9%	1.14	0.00	899,218	1.29	0.84	4.0	7.7	1.5	1.0	-	-	15,112	7,957	41,050	60,055	-
Warka Bank for Investment	BWAI	75,000	64.1	1.26	94,500	80.8	0.0%	0.0%	0.00	0.00	0	0.00	0.00	5.7	3.4	1.2	1.0	-	-	16,691	27,999	80,140	94,950	Suspended
Mosul Bank	BMFI	50,000	42.7	1.29	64,500	55.1	-7.2%	41.8%	1.44	0.00	828,154	1.49	0.83	10.0	9.2	1.7	1.1	-	-	6,449	6,989	37,157	59,674	-
Union Bank of Iraq	BUOI	50,000	42.7	0.99	49,500	42.3	-2.0%	10.0%	1.00	0.00	15,070	1.15	0.79	34.7	17.7	1.8	0.9	-	-	1,425	2,795	27,959	54,016	-
North Bank	BNOR	100,000	85.5	2.00	200,000	170.9	0.0%	0.0%	0.00	0.00	0	2.10	1.80	13.9	11.2	1.7	1.6	-	9.2%	14,370	17,816	117,821	126,685	Suspended
Kurdistan International Bank	BKUI	100,000	85.5	1.48	148,000	126.5	0.7%	4.2%	1.48	0.00	17,595	1.95	1.22	13.1	11.2	2.2	1.9	-	-	11,313	13,233	66,601	77,934	-
Ashur Bank	BASH	66,700	57.0	0.96	64,032	54.7	-5.0%	9.1%	1.00	0.00	169,869	1.21	0.82	6.8	6.5	1.1	0.9	-	-	9,469	9,846	59,561	69,303	-
Mansour Bank	BMNS	75,000	64.1	1.55	116,250	99.4	-6.6%	10.7%	1.66	0.00	274,016	1.90	1.17	10.8	26.7	1.5	1.4	-	-	10,718	4,356	76,255	81,006	-
United Bank for Investment	BUND	150,000	128.2	2.58	387,000	330.8	-2.6%	46.6%	2.72	0.00	685,131	2.84	1.50	m.d.	27.6	16.4	3.4	-	-	-711	14,025	23,646	112,678	-
Dijla and Furat Bank	BDFD	50,000	42.7	0.90	45,000	38.5	-3.2%	26.8%	0.92	0.00	22,043	1.10	0.69	24.9	8.6	0.9	0.8	-	-	1,806	5,254	50,101	55,355	-
Total					2,859,923	2,444.4					12,318,266													
Insurance Sector																								
Al-Ameen Insurance	NAME	1,000	0.9	1.26	1,260	1.1	-3.1%	-6.7%	1.26	0.00	630	1.35	1.05	4.2	8.8	0.8	0.8	-	-	297	143	1,519	1,645	-
Dar Essalaam Insurance	NDSA	2,200	1.9	5.00	11,000	9.4	-4.8%	14.9%	5.25	0.00	86,673	5.25	1.40	52.2	51.8	4.2	3.8	-	10.0%	211	212	2,630	2,891	-
Ahliya Insurance	NAHF	1,508	1.3	1.14	1,719	1.5	-5.0%	0.9%	1.20	0.00	8,176	1.33	1.05	9.4	7.8	1.0	0.9	-	-	183	221	1,786	1,998	-
Al-Hamraa Insurance	NHAM	1,500	1.3	1.50	2,250	1.9	0.0%	0.0%	0.00	0.00	0	1.60	0.92	3.9	6.7	1.7	1.4	-	-	572	335	1,332	1,646	-
Gulf Insurance and Reinsurance	NGIR	1,000	0.9	1.44	1,440	1.2	0.0%	0.0%	0.00	0.00	0	2.00	1.10	90.3	40.9	1.4	1.3	-	-	16	35	1,064	1,095	Suspended
Total					17,669	15.1					95,479													
Investment Sector																								
Al-Kheir Financial Investment	VKHF	7,000	6.0	0.48	3,360	2.9	-7.7%	23.1%	0.52	0.00	3,986	0.60	0.37	5.7	42.8	0.4	0.4	-	-	587	78	7,854	7,933	-
Al-Ameen Financial Investment	VAMF	750	0.6	0.88	660	0.6	0.0%	-2.2%	0.00	0.00	0	1.00	0.88	m.d.	15.2	1.2	1.0	-	-	-275	43	545	670	-
Al-Ayaam Financial Investment	VAYF	400	0.3	1.00	400	0.3	0.0%	0.0%	0.00	0.00	0	1.00	0.95	169.8	7.7	1.7	1.0	-	-	2	52	242	383	-
AL-Wiaam Financial Investment	VWIF	1,250	1.1	1.75	2,188	1.9	-10.3%	-10.3%	1.90	0.00	2,043	2.70	1.75	m.d.	6.1	1.6	1.3	-	-	-34	361	1,357	1,630	-
Mesopotamia Investment	VMES	1,000	0.9	0.90	900	0.8	0.0%	-10.0%	0.00	0.00	0	1.00	0.90	112.5	124.3	0.9	0.9	-	-	8	7	968	975	-
Al-Qum'a for Financial Investment	VQUF	1,000	0.9	0.81	810	0.7	0.0%	0.0%	0.00	0.00	0	1.50	0.80	m.d.	19.5	1.5	1.4	-	-	-10	42	533	564	-
Al-Khaima Financial Investment	VKHA	400	0.3	1.00	400	0.3	0.0%	0.0%	0.00	0.00	0	1.00	1.00	116.5	4.9	1.4	0.9	-	-	3	82	295	455	-
Al-Zawraa for Financial Investment	VZAF	1,000	0.9	1.05	1,050	0.9	0.0%	-4.5%	1.05	0.00	1,581	1.12	0.75	23.1	52.5	1.0	0.9	-	-	46	20	1,100	1,129	-
AL- Batek for Financial Investment	VBAT	1,000	0.9	0.92	920	0.8	0.0%	-1.1%	0.00	0.00	0	1.00	0.92	11.0	13.9	0.9	0.9	7.8%	8.0%	84	66	1,041	1,044	-
Total					10,688	9.1					7,610													

Source: Iraq Stock Exchange

Performance of Traded Shares

Code	Paid-in Capital		Closing Price	Market Cap		Wk. Closing % Change	YTD % Change	Intra Week		Wk. Turnover (ID'000)	52 Week		P/E		P/BV		Dividend (%)		Net Profit (ID mn)		BV (ID mn)		Note	
	(ID mn)	(\$ mn)		(ID mn)	(\$ mn)			High	Low		FY08	FY09	FY08	FY09	2008*	2009**	FY08	FY09	FY08	FY09				
Services Sector																								
Kharkh Tour Amusement City	SKTA	99	0.1	14.25	1,411	1.2	0.0%	1.8%	0.00	0.00	0	17.95	6.00	m.d.	176.0	10.1	9.5	-	-	1	8	139	148	-
Mosul for Funfairs	SMOF	230	0.2	28.45	6,529	5.6	-1.9%	-6.7%	28.45	0.00	3,039	41.00	19.25	32.2	19.2	16.6	9.0	50.0%	-	203	340	393	729	-
Mamoura Real Estate Investment	SMRI	11,726	10.0	2.59	30,370	26.0	1.2%	12.1%	2.62	0.00	1,123,948	2.80	1.20	30.9	27.6	4.1	3.6	-	-	981	1,101	7,372	8,529	-
Al-Ameen Estate Investment	SAEI	6,960	5.9	3.41	23,734	20.3	-5.3%	11.4%	3.50	0.00	41,444	3.70	0.96	m.d.	m.d.	3.4	3.4	-	-	-5	-37	6,994	7,001	-
AL-Nukhba General Contracting	SNUC	1,600	1.4	3.76	6,016	5.1	-2.3%	7.4%	3.80	0.00	39,617	3.85	1.45	19.4	29.9	3.0	3.2	-	20.0%	310	201	1,977	1,858	-
Iraqi Land Transport	SILT	3,400	2.9	14.55	49,470	42.3	0.0%	0.0%	0.00	0.00	0	15.90	0.74	28.5	14.9	4.9	4.2	-	-	1,734	3,317	10,088	11,908	Suspended
Baghdad Passengers Transport	SBPT	160	0.1	25.90	4,144	3.5	0.0%	3.6%	0.00	0.00	0	30.00	23.70	m.d.	12.0	14.8	6.7	-	10.0%	14	346	281	623	-
Iraqi for General Transportation	SIGT	1,500	1.3	7.21	10,815	9.2	0.0%	0.0%	0.00	0.00	0	0.00	0.00	m.d.	m.d.	m.d.	m.d.	32.0%	-	n.a.	n.a.	n.a.	n.a.	Suspended
AL-Badia General Trans	SBAG	1,350	1.2	12.36	16,686	14.3	0.9%	-6.7%	12.75	0.00	88,445	26.00	9.50	12.3	16.2	7.2	5.1	50.0%	50.0%	1,356	1,033	2,326	3,260	-
Baghdad Motor cars Servicing	SBMC	1,080	0.9	2.18	2,354	2.0	17.8%	26.0%	2.23	0.00	151,437	4.23	1.25	m.d.	m.d.	12.2	m.d.	-	-	-38	n.a.	193	n.a.	-
Total					151,529	129.5					1,447,931													
Industry Sector																								
Nineveh Food Industries	INFI	3,600	3.1	1.02	3,672	3.1	-4.7%	-7.3%	1.05	0.00	670	3.54	1.00	m.d.	m.d.	1.2	1.3	-	-	n.a.	n.a.	3,010	2,897	-
Al-Mansour Pharmaceuticals Industries	IMAP	2,500	2.1	3.90	9,749	8.3	3.7%	41.3%	4.10	0.00	70,564	4.10	2.00	35.8	27.4	4.1	3.4	9.0%	-	272	356	2,390	2,894	-
Modern Sewing	IMOS	1,800	1.5	0.74	1,332	1.1	0.0%	0.0%	0.00	0.00	0	1.18	0.72	m.d.	m.d.	1.0	1.2	-	-	-229	-160	1,293	1,152	Suspended
Iraqi For Tufted Carpets & Floor	IITC	500	0.4	4.80	2,400	2.1	-2.0%	0.0%	4.80	0.00	1,296	5.85	0.67	12.7	9.5	1.5	1.4	25.0%	25.0%	188	253	1,609	1,763	-
Northern Soft Drinks and Mineral Water	INSD	31,875	27.2	0.70	22,313	19.1	-2.8%	0.0%	0.73	0.00	262,388	0.91	0.52	m.d.	m.d.	0.7	0.7	-	-	95	-1,557	32,995	31,438	-
Eastern Brewery	IEAB	8,845	7.6	0.77	6,811	5.8	0.0%	0.0%	0.00	0.00	0	1.30	0.75	m.d.	m.d.	2.3	m.d.	-	-	-118	n.a.	2,923	n.a.	Suspended
Baghdad for Packing Materials	IBPM	270	0.2	9.50	2,565	2.2	0.0%	15.9%	0.00	0.00	0	9.50	7.25	171.2	m.d.	8.2	8.7	-	-	15	-18	315	295	-
Modern Chemical Industries	IMCI	60	0.1	55.00	3,300	2.8	0.0%	0.0%	0.00	0.00	0	69.00	55.00	75.2	44.0	11.5	10.9	100.0%	100.0%	44	75	287	302	-
Baghdad Soft Drinks	IBSD	125,000	106.8	1.42	177,500	151.7	7.6%	29.1%	1.45	0.00	1,000,519	1.60	1.05	m.d.	30.6	1.6	1.4	-	-	-39	5,803	107,611	122,638	-
Iraqi Date Processing and Marketing	IIDP	6,337	5.4	2.00	12,674	10.8	0.0%	0.0%	0.00	0.00	0	0.00	2.35	m.d.	m.d.	1.7	m.d.	-	-	-787	n.a.	7,435	n.a.	Suspended
Al-Hilal Industries	IHLI	12,375	10.6	1.29	15,964	13.6	-1.5%	11.2%	1.30	0.00	41,640	1.34	0.90	m.d.	m.d.	m.d.	170.8	-	-	-2,153	-1,034	-561	93	-
The Light Industries	ITLI	16,800	14.4	1.29	21,672	18.5	-0.8%	11.2%	1.30	0.00	69,150	2.07	0.89	m.d.	m.d.	8.3	3.8	-	-	-3,167	-3,450	2,624	5,686	-
National Chemical & Plastic Industries	INCP	7,594	6.5	4.90	37,209	31.8	8.9%	14.0%	5.00	0.00	132,019	5.00	2.30	m.d.	m.d.	5.6	6.4	-	-	-2,248	-1,188	6,620	5,838	-
Electronic Industries	IELI	12,000	10.3	3.16	37,920	32.4	0.0%	0.0%	0.00	0.00	0	0.00	0.00	m.d.	m.d.	m.d.	m.d.	-	-	n.a.	n.a.	n.a.	n.a.	Suspended
AL-Kindi for Production of Veterinary	IKLV	2,400	2.1	2.96	7,104	6.1	-1.3%	2.4%	3.10	0.00	92,299	3.71	1.74	m.d.	18.8	4.9	2.3	-	-	32	378	1,463	3,072	-
Fallujah Construction Materials	IFCM	1,080	0.9	3.10	3,348	2.9	-6.1%	-17.3%	3.30	0.00	69,816	5.40	2.46	m.d.	54.3	8.3	3.9	-	-	-115	62	403	848	-
Iraqi Engineering Works	IIEW	1,000	0.9	4.00	4,000	3.4	0.0%	12.7%	4.00	0.00	80,511	4.00	2.00	134.2	m.d.	4.7	4.6	25.0%	-	30	2	849	870	-
Al-khazer for Construction Materials	IKHC	1,100	0.9	2.70	2,970	2.5	0.0%	-12.9%	0.00	0.00	0	3.15	1.95	m.d.	37.7	3.0	2.7	-	-	-67	79	976	1,110	-
Kirkuk for Producing	IKFP	744	0.6	2.40	1,786	1.5	-4.0%	-7.3%	2.47	0.00	22,089	2.75	2.40	m.d.	m.d.	22.7	20.6	-	-	-52	7	79	87	-
Modern Paint Industries	IMPI	9,214	7.9	5.00	46,069	39.4	11.1%	30.2%	5.25	0.00	141,581	5.25	1.50	m.d.	m.d.	4.1	4.6	-	-	-522	-1,132	11,105	9,980	-
National Metallic Industries and Bicycles	IMIB	5,000	4.3	2.70	13,500	11.5	0.0%	0.0%	2.75	0.00	18,221	3.00	1.70	7.6	82.4	1.6	1.9	7.5%	10.0%	1,772	164	8,475	7,200	-
Ready Made Clothes	IRMC	956	0.8	3.00	2,868	2.5	-6.3%	24.5%	3.19	0.00	13,496	3.88	2.00	8.3	m.d.	3.4	5.5	40.0%	10.0%	345	-415	849	519	-
Iraqi for Carton Manufactures	IICM	3,795	3.2	1.50	5,693	4.9	-0.7%	2.7%	1.53	0.00	19,808	2.35	1.22	m.d.	m.d.	m.d.	14.8	-	-	-962	-677	-215	385	-
Modern Construction Materials Industry	IMCM	3,747	3.2	1.50	5,621	4.8	0.0%	25.0%	0.00	0.00	0	1.61	0.80	m.d.	m.d.	3.9	3.0	-	-	-74	-367	1,431	1,846	-
Nationality Household Furniture Industry	IHFI	1,260	1.1	1.60	2,016	1.7	-5.3%	-3.6%	1.65	0.00	4,139	1.85	1.35	m.d.	32.2	1.5	1.4	-	-	-236	63	1,385	1,465	-
Total					450,054	384.7					2,040,206													

Source: Iraq Stock Exchange

Performance of Traded Shares

Code	Paid-in Capital		Closing Price	Market Cap		Wk. Closing % Change	YTD % Change	Intra Week		Wk. Turnover (ID'000)	52 Week		P/E		P/BV		Dividend (%)		Net Profit (ID mn)		BV (ID mn)		Note
	(ID mn)	(\$ mn)		(ID mn)	(\$ mn)			High	Low		High	Low	FY08	FY09	FY08	FY09	2008*	2009**	FY08	FY09	FY08	FY09	
Hotel & Tourism Sector																							
HPAL	4,470	3.8	19.50	87,165	74.5	-2.5%	-0.5%	20.00	0.00	52,908	22.00	14.00	m.d.	m.d.	22.5	30.3	-	-	-724	-1,159	3,876	2,873	-
HISH	1,500	1.3	35.50	53,250	45.5	1.0%	-1.4%	35.50	0.00	29,638	37.00	18.00	m.d.	m.d.	30.0	56.7	-	-	-887	-863	1,776	940	-
HBAY	1,350	1.2	41.00	55,350	47.3	1.2%	1.0%	41.00	0.00	113,509	46.58	13.00	m.d.	m.d.	m.d.	151.4	-	-	-540	-158	243	366	-
HBAG	1,922	1.6	20.25	38,921	33.3	1.3%	2.8%	20.25	0.00	25,120	25.25	3.00	m.d.	m.d.	17.1	26.9	-	-	-531	-833	2,278	1,445	-
HNTI	2,755	2.4	20.15	55,513	47.4	0.0%	-1.7%	20.35	0.00	44,844	25.50	10.00	134.2	107.1	17.4	14.5	-	-	414	518	3,184	3,817	-
HASH	376	0.3	12.50	4,705	4.0	-3.8%	-3.8%	12.70	0.00	8,037	14.65	9.00	m.d.	m.d.	18.4	18.4	-	-	-37	-12	256	256	-
HTVM	40	0.0	30.25	1,210	1.0	-8.3%	-16.7%	33.00	0.00	1,213	39.00	3.00	m.d.	m.d.	m.d.	m.d.	150.0%	-	-62	-100	-42	-135	-
HKAR	1,620	1.4	5.60	9,072	7.8	-1.8%	-3.4%	5.70	0.00	26,732	7.35	4.75	m.d.	m.d.	10.0	5.3	-	-	22	-1	907	1,715	-
HMAN	2,923	2.5	38.00	111,074	94.9	-0.7%	-1.0%	38.25	0.00	65,960	45.20	22.00	m.d.	98.8	47.3	31.9	-	-	114	1,124	2,346	3,482	-
HSAD	708	0.6	48.00	33,984	29.0	4.3%	-6.8%	48.00	0.00	45,599	51.50	3.00	m.d.	99.1	51.5	33.6	-	-	3	343	660	1,011	-
Total				450,243	384.8					413,560													
Agriculture Sector																							
ATHP	2,400	2.1	0.40	960	0.8	0.0%	0.0%	0.00	0.00	0	0.00	0.00	2.7	2.3	1.0	1.7	-	-	350	423	981	558	Out of Trade
AMAP	540	0.5	1.18	637	0.5	-7.8%	-19.2%	1.25	0.00	6,285	2.18	0.98	15.5	22.7	0.2	0.2	-	-	41	28	2,969	2,939	-
AAHP	575	0.5	1.11	638	0.5	0.0%	0.9%	0.00	0.00	0	1.15	0.78	m.d.	m.d.	1.1	1.3	-	-	-65	-81	565	483	-
AMEF	300	0.3	17.00	5,100	4.4	1.5%	-15.0%	17.00	0.00	2,812	20.00	2.00	98.0	58.6	12.2	9.9	20.0%	-	52	87	420	514	-
AISP	2,000	1.7	3.36	6,720	5.7	0.0%	34.4%	0.00	0.00	0	4.15	1.49	m.d.	29.2	14.0	9.2	-	-	-514	230	481	734	Suspended
AIPM	3,750	3.2	7.75	29,063	24.8	0.0%	10.7%	7.75	0.00	2,729	9.90	5.25	m.d.	m.d.	5.2	5.3	-	-	-665	-194	5,573	5,455	-
AIRP	360	0.3	4.85	1,746	1.5	0.0%	4.3%	4.85	0.00	449	4.85	3.50	18.8	17.6	2.3	1.9	-	20.0%	93	99	764	931	-
Total				44,864	38.3					12,274													
Grand Total				3,984,970	3,406.0					16,335,327													

* Dividend distributed in 2008 from 2007 year-end profit.

** Dividend distributed in 2009 from 2008 year-end profit.

Note: "Suspended" companies are not trading due to General Assembly Meeting or ISX / ISC Instructions.

"Out of Trade" companies are not trading, because they haven't completed the procedures to start electronic trading yet.