

For any inquiries, contact:

Research

Aysegul Ozge Ozgur

aozgur@rabeesecurities.com

Trading

trading@rabeesecurities.com

Address: 903/14/19

Karada

Baghdad-Iraq

Tel: +964 1 7180 696

info@rabeesecurities.com

RS Bloomberg page: <RSIQ>

DISCLAIMER

This publication may not be reproduced, modified, or re-disseminated in whole or in part without the prior written permission of Rabee Securities. The information provided herein is of a general nature and for informational purposes only and is not intended to serve as an offer or solicitation with respect to the purchase or sale of any security, or as a recommendation to adopt any particular trading strategy. Such information is subject to change without prior notice. Although Rabee Securities obtains information from sources it considers reliable, Rabee Securities makes no representations or warranties, express or implied, as to the information's accuracy or completeness. Furthermore, such information may be incomplete or condensed. Rabee Securities, its affiliates, directors, employees, assigns, agents, and successors bear no liability for any errors or omissions in this publication or for any losses arising from the use of or reliance upon this information. This limitation on liability applies to direct, indirect, consequential, special, punitive, or other damages, as well as damages for loss of profits or business interruption. Investors shall bear all responsibility for investment decisions taken on the basis of the contents of this report. Rabee Securities strongly advises potential investors to seek financial guidance when determining whether an investment is appropriate to their needs. All estimates included in this report constitute Rabee Securities' opinion as of the date published on the report and are subject to change without notice.

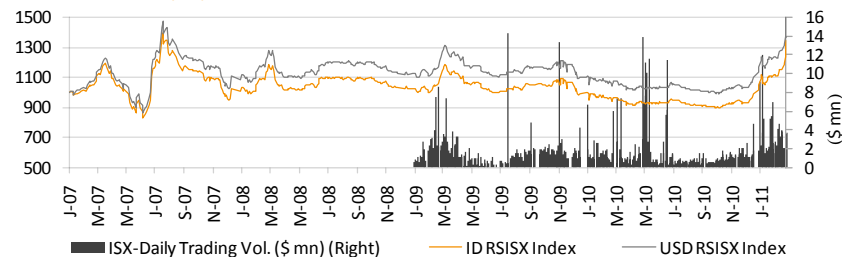
Weekly Bulletin

March 5th 2011

Weekly Value Traded

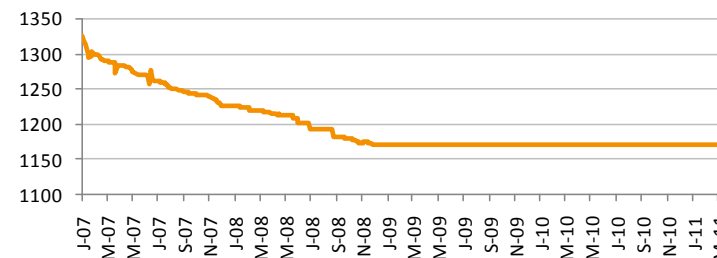
ID17,249,283, 000

Rabee Securities (RS) Index - RSISX Index

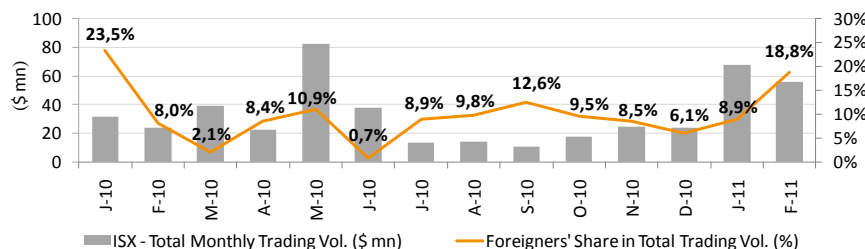


Iraqi Dinar Value

1USD=1170



Total Monthly Trading Vol. (\$ mn) & Share of Foreign Transaction in Total T. Vol. (%)



Best Performers - Weekly

Code	Price (ID)	Price Chn/w
BNOR	2.460	50.0%
NAHF	1.580	41.1%
NAME	1.600	28.0%
SMRI	3.280	18.0%
BBOB	3.090	15.3%

Worst Performers - Weekly

Code	Price (ID)	Price Chn/w
AMEF	20.000	-13.0%
IBPM	9.000	-5.3%
AAHP	0.900	-5.3%
IHFI	1.500	-5.1%
SBMC	2.090	-5.0%

RSISX Index Vs. Neighbour Market S.E.

Market	Index Close	Weekly Chg.	YTD Chg.
IRAQ (RSISX)	1,351	15.6%	36.4%
EGYPT	closed	-	-
KUWAIT	6,148	-5.1%	-10.9%
SAUDI	5,323	-15.0%	-20.0%
MUSCAT	6,352	-4.4%	-9.1%
QATAR	7,489	-8.8%	-17.4%
DUBAI	1,352	-8.6%	-16.0%
ABUDHABI	2,530	-3.2%	-5.7%
BAHRAIN	1,377	-3.9%	-3.2%
TURKEY	61,113	-0.4%	-7.3%
IRAN	21,694	-0.3%	7.4%

Top 5 Traded Volume - Weekly

Code	Price (ID)	Trading Vol. (ID mn)/w	Trad. Vol. (\$mn)/w
BIME	1.540	6,264	5.4
BBOB	3.090	2,037	1.7
BGUC	1.150	1,464	1.3
BIBI	1.160	1,220	1.0
IBSD	1.590	963	0.8

By the end of the week, 48 companies were able to trade in this session, and 12 companies were unable to do so mainly due to their General Assembly Meeting or ISX / ISC Instructions.

The dinar remained stable for the week, trading at 1170 to the dollar. Volumes for the week reached ID17.2bln (\$14.7mn), and the numbers of shares

traded reached 10.5bln, with the banking sector experiencing the highest volume and turnover.

Foreigners executed total 949 transactions this week. They executed 901 buying transactions amounted at ID6.4bln (\$5.4mn) and 48 selling transaction amounted at ID282mn (\$241ths). Thus, net purchases of foreigners reached ID6.1bln (\$5.2mn), while their share in total trading volume was 19.3%.

News from Iraq

Politics

- The Chairman of the Supreme Iraqi Islamic Council (SIIC), Ammar al-Hakim, and the Leader of al-Iraqiya Coalition, Iyad Allawi, have discussed on Wednesday the activation of the agreements, reached among different Iraqi political parties, to activate the national partnership to respond to the people's demands, an SIIC statement said on Thursday. (Aswat Al-Iraq)
- AL- Iraqiya List confirmed Tuesday its intention to form a National Council for the strategic policies, but not far away from the parliament, while state of law coalition refused AL-Iraqiya proposal to vote on the forming the council in the parliament. (Zawya)
- The Iraqi Foreign Minister, Hoshyar Zebari said on Wednesday that the Arab League Council decided to postpone the upcoming Arab summit in Baghdad to next May. (Zawya)
- Iraqi President Jalal Talabani received on Tuesday Iranian Ambassador in Baghdad Hassan Danaifar, according to a presidential statement. The meeting tackled ways of boosting bilateral cooperation. (Aswat Al-Iraq)

Economics

- The Chairman of southern Iraq's Missan Province has discussed with a delegation, representing Iran's Khuzestan Province, possibility to conclude an agreement to import electric power from Iran, a Council Media coordinator said on Wednesday. (Aswat Al-Iraq)
- The Iraqi Ministry of Agriculture announced on Tuesday that it has developed a plan to implement a strategic project for the advancement of agricultural reality in the country by using modern irrigation techniques to cover 3 million acres of agricultural land. (Zawya)
- Is Bank in Erbil opened officially on Tuesday after obtaining approvals from Baghdad. (Aknews)

ISX – Recent Company Announcements

- North Bank (BNOR) resumed trading on March 3rd, 2011 after increasing its capital from ID100bln (\$85.5mn) to ID125bln (\$106.8mn).
- Al-Ahlyia for Agricultural Production (AAHP) will hold GA meeting on March 22nd, 2011 to discuss the annual financial report of 2010. ISX will suspend trading of AAHP shares starting on March 16th, 2011.
- Baghdad Motor Cars Servicing (SBMC) will hold GA meeting on March 16th, 2011 to discuss the annual financial report of 2010. ISX will suspend trading of SBMC shares on March 10th, 2011.
- Al-Mansour Bank (BMNS) will hold GA meeting on Sunday, March 20th, 2011 to discuss the annual financial reports of 2010 and capital increase through rights and bonus issues. ISX will suspend the trading of BMNS shares starting March 14th, 2011.

Performance of Traded Shares

	Code	Paid-in Capital		Closing Price	Market Cap		Wk. Closing % Change	YTD % Change	Intra Week		Wk. Turnover (ID'000)	52 Week		P/E		P/BV		Dividend (%)		Net Profit (ID mn)		BV (ID mn)		Note
		(ID mn)	(\$ mn)		(ID mn)	(\$ mn)			High	Low		High	Low	FY08	FY09	FY08	FY09	2008*	2009**	FY08	FY09	FY08	FY09	
Banking Sector																								
Commercial Bank of Iraq	BCOI	60,000	51.3	1.39	83,400	71.3	0.0%	0.0%	0.00	0.00	0	1.55	1.30	47.7	21.8	1.2	1.0	-	-	1,749	3,832	67,053	84,151	Suspended
Bank of Baghdad	BBOB	100,000	85.5	3.09	309,000	264.1	15.3%	72.6%	3.10	2.73	2,036,606	3.10	1.18	14.4	19.6	3.3	2.8	-	-	21,417	15,802	93,342	109,170	-
Iraqi Islamic Bank	BIIB	51,192	43.8	0.80	40,954	35.0	0.0%	-11.1%	0.85	0.78	66,557	1.00	0.75	m.d.	81.0	1.6	0.8	-	-	-325	506	25,436	51,658	-
Iraqi Middle East Investment Bank	BIME	100,000	85.5	1.54	154,000	131.6	13.2%	40.0%	1.68	1.36	6,263,512	1.98	0.80	11.0	13.2	2.4	2.0	-	-	13,952	11,707	63,840	75,547	-
Investment Bank of Iraq	BIBI	75,020	64.1	1.16	87,023	74.4	2.7%	-6.5%	1.21	1.12	1,219,843	1.33	0.83	10.8	18.9	1.8	1.4	-	-	8,083	4,595	47,046	62,522	-
National Bank of Iraq	BNOI	50,000	42.7	0.91	45,500	38.9	0.0%	12.3%	0.00	0.00	0	1.01	0.78	14.5	77.6	1.5	0.9	-	-	3,135	586	31,081	51,767	Suspended
Credit Bank of Iraq	BROI	100,000	85.5	2.85	285,000	243.6	0.0%	16.3%	2.99	2.85	32,808	3.24	1.20	16.6	37.5	3.1	2.5	-	-	17,194	7,592	93,070	111,913	-
Dar Essalaam Investment Bank	BDSI	72,000	61.5	6.75	486,000	415.4	0.0%	10.7%	6.75	0.00	3,526	6.76	1.38	28.3	49.2	8.1	7.5	-	-	17,196	9,880	59,854	65,036	-
Sumer Commerical Bank	BSUC	70,000	59.8	0.81	56,700	48.5	0.0%	0.0%	0.00	0.00	0	0.95	0.81	65.5	11.1	1.1	1.0	-	-	865	5,091	49,752	59,249	Suspended
Babylon Bank	BBAY	50,000	42.7	0.96	48,000	41.0	0.0%	10.3%	0.99	0.95	302,151	1.12	0.85	8.7	13.1	1.2	0.9	-	-	5,537	3,657	39,636	55,363	-
Economy Bank for Investment	BEFI	76,000	65.0	1.52	115,520	98.7	-1.9%	16.9%	1.55	0.00	25,312	1.85	1.30	8.1	18.1	2.7	1.4	-	-	14,295	6,387	43,519	84,589	-
Gulf Commercial Bank	BGUC	56,990	48.7	1.15	65,539	56.0	2.7%	27.8%	1.24	1.12	1,463,812	1.29	0.84	4.3	8.2	1.6	1.1	-	-	15,112	7,957	41,050	60,055	-
Warka Bank for Investment	BWAI	75,000	64.1	1.26	94,500	80.8	0.0%	0.0%	0.00	0.00	0	0.00	0.00	5.7	3.4	1.2	1.0	-	-	16,691	27,999	80,140	94,950	Suspended
Mosul Bank	BMFI	50,000	42.7	1.30	65,000	55.6	7.4%	42.9%	1.35	1.21	543,373	1.49	0.83	10.1	9.3	1.7	1.1	-	-	6,449	6,989	37,157	59,674	-
Union Bank of Iraq	BUOI	50,000	42.7	0.94	47,000	40.2	-1.1%	4.4%	0.96	0.00	21,356	1.15	0.79	33.0	16.8	1.7	0.9	-	-	1,425	2,795	27,959	54,016	-
North Bank	BNOR	125,000	106.8	2.46	307,500	262.8	50.0%	23.0%	2.46	0.00	25	2.46	1.80	21.4	17.3	2.6	2.4	-	9.2%	14,370	17,816	117,821	126,685	-
Kurdistan International Bank	BKUI	100,000	85.5	1.40	140,000	119.7	2.9%	-1.4%	1.42	1.35	33,423	1.95	1.22	12.4	10.6	2.1	1.8	-	-	11,313	13,233	66,601	77,934	-
Ashur Bank	BASH	66,700	57.0	0.96	64,032	54.7	0.0%	9.1%	0.99	0.95	136,105	1.21	0.82	6.8	6.5	1.1	0.9	-	-	9,469	9,846	59,561	69,303	-
Mansour Bank	BMNS	75,000	64.1	1.63	122,250	104.5	8.7%	16.4%	1.63	1.52	231,697	1.90	1.17	11.4	28.1	1.6	1.5	-	-	10,718	4,356	76,255	81,006	-
United Bank for Investment	BUND	150,000	128.2	2.84	426,000	364.1	3.3%	61.4%	2.95	2.72	515,411	2.95	1.50	m.d.	30.4	18.0	3.8	-	-	-711	14,025	23,646	112,678	-
Dijla and Furat Bank	BDFD	50,000	42.7	0.90	45,000	38.5	0.0%	26.8%	0.91	0.00	16,173	1.10	0.69	24.9	8.6	0.9	0.8	-	-	1,806	5,254	50,101	55,355	-
Total					3,087,917	2,639.2					12,911,687													
Insurance Sector																								
Al-Ameen Insurance	NAME	1,000	0.9	1.60	1,600	1.4	28.0%	18.5%	1.74	1.25	45,041	1.74	1.05	5.4	11.2	1.1	1.0	-	-	297	143	1,519	1,645	-
Dar Essalaam Insurance	NDSA	2,200	1.9	5.05	11,110	9.5	1.0%	16.1%	5.06	0.00	1,839	5.25	1.40	52.8	52.4	4.2	3.8	-	10.0%	211	212	2,630	2,891	-
Ahliya Insurance	NAHF	1,508	1.3	1.58	2,383	2.0	41.1%	39.8%	1.62	1.20	54,832	1.62	1.05	13.0	10.8	1.3	1.2	-	-	183	221	1,786	1,998	-
Al-Hamraa Insurance	NHAM	1,500	1.3	1.50	2,250	1.9	0.0%	0.0%	0.00	0.00	0	1.60	0.92	3.9	6.7	1.7	1.4	-	-	572	335	1,332	1,646	-
Gulf Insurance and Reinsurance	NGIR	1,000	0.9	1.44	1,440	1.2	0.0%	0.0%	0.00	0.00	0	2.00	1.10	90.3	40.9	1.4	1.3	-	-	16	35	1,064	1,095	Suspended
Total					18,783	16.1					101,712													
Investment Sector																								
Al-Kheir Financial Investment	VKHF	7,000	6.0	0.53	3,710	3.2	10.4%	35.9%	0.53	0.00	30,624	0.60	0.37	6.3	47.3	0.5	0.5	-	-	587	78	7,854	7,933	-
Al-Ameen Financial Investment	VAMF	750	0.6	0.85	638	0.5	-3.4%	-5.6%	0.85	0.00	238	0.90	0.85	m.d.	14.7	1.2	1.0	-	-	-275	43	545	670	-
Al-Ayaam Financial Investment	VAYF	400	0.3	1.00	400	0.3	0.0%	0.0%	0.00	0.00	0	1.00	1.00	169.8	7.7	1.7	1.0	-	-	2	52	242	383	-
AL-Wiaam Financial Investment	VWIF	1,250	1.1	1.80	2,250	1.9	2.9%	-7.7%	1.80	0.00	3,510	2.70	1.75	m.d.	6.2	1.7	1.4	-	-	-34	361	1,357	1,630	-
Mesopotamia Investment	VMES	1,000	0.9	0.90	900	0.8	0.0%	-10.0%	0.00	0.00	0	1.00	0.90	112.5	124.3	0.9	0.9	-	-	8	7	968	975	-
Al-Qum'a for Financial Investment	VQUF	1,000	0.9	0.81	810	0.7	0.0%	0.0%	0.00	0.00	0	1.50	0.80	m.d.	19.5	1.5	1.4	-	-	-10	42	533	564	-
Al-Khaima Financial Investment	VKHA	400	0.3	1.00	400	0.3	0.0%	0.0%	0.00	0.00	0	1.00	1.00	116.5	4.9	1.4	0.9	-	-	3	82	295	455	-
Al-Zawraa for Financial Investment	VZAF	1,000	0.9	1.10	1,100	0.9	0.0%	0.0%	1.10	0.00	275	1.12	0.75	24.2	55.0	1.0	1.0	-	-	46	20	1,100	1,129	-
AL- Batek for Financial Investment	VBAT	1,000	0.9	0.92	920	0.8	0.0%	-1.1%	0.00	0.00	0	1.00	0.92	11.0	13.9	0.9	0.9	7.8%	8.0%	84	66	1,041	1,044	-
Total					11,128	9.5					34,647													

Source: Iraq Stock Exchange

Performance of Traded Shares

Code	Paid-in Capital		Closing Price	Market Cap		Wk. Closing % Change	YTD % Change	Intra Week		Wk. Turnover (ID'000)	52 Week		P/E		P/BV		Dividend (%)		Net Profit (ID mn)		BV (ID mn)		Note	
	(ID mn)	(\$ mn)		(ID mn)	(\$ mn)			High	Low		High	Low	FY08	FY09	FY08	FY09	2008*	2009**	FY08	FY09	FY08	FY09		
Services Sector																								
Kharkh Tour Amusement City	SKTA	99	0.1	14.25	1,411	1.2	0.0%	1.8%	0.00	0.00	0	17.95	6.51	m.d.	176.0	10.1	9.5	-	-	1	8	139	148	-
Mosul for Funfairs	SMOF	230	0.2	27.00	6,197	5.3	0.0%	-11.5%	27.25	0.00	3,687	41.00	19.25	30.5	18.2	15.8	8.5	50.0%	-	203	340	393	729	-
Mamoura Real Estate Investment	SMRI	11,726	10.0	3.28	38,461	32.9	18.0%	42.0%	3.30	2.85	819,930	3.30	1.20	39.2	34.9	5.2	4.5	-	-	981	1,101	7,372	8,529	-
Al-Ameen Estate Investment	SAEI	6,960	5.9	3.70	25,752	22.0	0.0%	20.9%	0.00	0.00	0	3.75	0.96	m.d.	m.d.	3.7	3.7	-	-	-5	-37	6,994	7,001	-
AL-Nukhba General Contracting	SNUC	1,600	1.4	3.75	6,000	5.1	0.0%	7.1%	3.76	0.00	21,457	3.85	1.45	19.3	29.8	3.0	3.2	-	20.0%	310	201	1,977	1,858	-
Iraqi Land Transport	SILT	3,400	2.9	14.55	49,470	42.3	0.0%	0.0%	0.00	0.00	0	15.90	0.74	28.5	14.9	4.9	4.2	-	-	1,734	3,317	10,088	11,908	Suspended
Baghdad Passengers Transport	SBPT	160	0.1	25.89	4,142	3.5	0.0%	3.6%	0.00	0.00	0	30.00	24.10	m.d.	12.0	14.8	6.7	-	10.0%	14	346	281	623	-
Iraqi for General Transportation	SIGT	1,500	1.3	7.21	10,815	9.2	0.0%	0.0%	0.00	0.00	0	0.00	0.00	m.d.	m.d.	m.d.	m.d.	32.0%	-	n.a.	n.a.	n.a.	n.a.	Suspended
AL-Badia General Trans	SBAG	1,350	1.2	12.95	17,483	14.9	-0.4%	-2.3%	13.50	12.90	175,173	26.00	9.70	12.9	16.9	7.5	5.4	50.0%	50.0%	1,356	1,033	2,326	3,260	-
Baghdad Motor cars Servicing	SBMC	1,080	0.9	2.09	2,257	1.9	-5.0%	20.8%	2.10	0.00	40,614	4.23	1.25	m.d.	m.d.	11.7	m.d.	-	-	-38	n.a.	193	n.a.	-
Total					161,988	138.5					1,060,862													
Industry Sector																								
Nineveh Food Industries	INFI	3,600	3.1	1.03	3,708	3.2	-1.9%	-6.4%	1.05	0.00	4,391	3.54	1.00	m.d.	m.d.	1.2	1.3	-	-	n.a.	n.a.	3,010	2,897	-
Al-Mansour Pharmaceuticals Industries	IMAP	2,500	2.1	4.32	10,798	9.2	12.2%	56.5%	4.35	3.85	78,752	4.35	2.00	39.7	30.3	4.5	3.7	9.0%	-	272	356	2,390	2,894	-
Modern Sewing	IMOS	1,800	1.5	0.74	1,332	1.1	0.0%	0.0%	0.00	0.00	0	1.18	0.72	m.d.	m.d.	1.0	1.2	-	-	-229	-160	1,293	1,152	Suspended
Iraqi For Tufted Carpets & Floor	IITC	500	0.4	4.75	2,375	2.0	0.2%	-1.0%	4.75	0.00	6,816	5.85	0.67	12.6	9.4	1.5	1.3	25.0%	25.0%	188	253	1,609	1,763	-
Northern Soft Drinks and Mineral Water	INSD	31,875	27.2	0.69	21,994	18.8	-1.4%	-1.4%	0.73	0.69	244,857	0.91	0.52	m.d.	m.d.	0.7	0.7	-	-	95	-1,557	32,995	31,438	-
Eastern Brewery	IEAB	8,845	7.6	0.77	6,811	5.8	0.0%	0.0%	0.00	0.00	0	1.30	0.75	m.d.	m.d.	2.3	m.d.	-	-	-118	n.a.	2,923	n.a.	Suspended
Baghdad for Packing Materials	IBPM	270	0.2	9.00	2,430	2.1	-5.3%	9.8%	9.00	0.00	1,800	9.50	7.25	162.2	m.d.	7.7	8.2	-	-	15	-18	315	295	-
Modern Chemical Industries	IMCI	60	0.1	55.00	3,300	2.8	0.0%	0.0%	0.00	0.00	0	69.00	55.00	75.2	44.0	11.5	10.9	100.0%	100.0%	44	75	287	302	-
Baghdad Soft Drinks	IBSD	125,000	106.8	1.59	198,750	169.9	8.2%	44.5%	1.60	1.46	962,931	1.60	1.05	m.d.	34.2	1.8	1.6	-	-	-39	5,803	107,611	122,638	-
Iraqi Date Processing and Marketing	IIDP	6,337	5.4	2.00	12,674	10.8	0.0%	0.0%	0.00	0.00	0	0.00	2.35	m.d.	m.d.	1.7	m.d.	-	-	-787	n.a.	7,435	n.a.	Suspended
Al-Hilal Industries	IHLI	12,375	10.6	1.27	15,716	13.4	1.6%	9.5%	1.28	1.25	56,458	1.34	0.90	m.d.	m.d.	m.d.	168.1	-	-	-2,153	-1,034	-561	93	-
The Light Industries	ITLI	16,800	14.4	1.25	21,000	17.9	-1.6%	7.8%	1.27	1.25	117,238	2.07	0.89	m.d.	m.d.	8.0	3.7	-	-	-3,167	-3,450	2,624	5,686	-
National Chemical & Plastic Industries	INCP	7,594	6.5	5.00	37,969	32.5	0.0%	16.3%	5.00	0.00	125,077	5.05	2.30	m.d.	m.d.	5.7	6.5	-	-	-2,248	-1,188	6,620	5,838	-
Electronic Industries	IELI	12,000	10.3	3.16	37,920	32.4	0.0%	0.0%	0.00	0.00	0	0.00	0.00	m.d.	m.d.	m.d.	m.d.	-	-	n.a.	n.a.	n.a.	n.a.	Suspended
AL-Kindi for Production of Veterinary	IKLV	2,400	2.1	2.95	7,080	6.1	0.0%	2.1%	3.01	2.95	143,948	3.71	1.74	m.d.	18.7	4.8	2.3	-	-	32	378	1,463	3,072	-
Fallujah Construction Materials	IIFCM	1,080	0.9	3.25	3,510	3.0	4.5%	-13.3%	3.40	3.10	71,770	5.40	2.46	m.d.	56.9	8.7	4.1	-	-	-115	62	403	848	-
Iraqi Engineering Works	IIEW	1,000	0.9	3.80	3,800	3.2	-1.3%	7.0%	3.83	0.00	19,002	4.00	2.00	127.4	m.d.	4.5	4.4	25.0%	-	30	2	849	870	-
Al-khazer for Construction Materials	IKHC	1,100	0.9	2.70	2,970	2.5	0.0%	-12.9%	2.70	0.00	4,070	3.14	1.95	m.d.	37.7	3.0	2.7	-	-	-67	79	976	1,110	-
Kirkuk for Producing	IKFP	744	0.6	2.42	1,800	1.5	-0.8%	-6.6%	2.50	2.42	79,512	2.75	2.38	m.d.	m.d.	22.9	20.8	-	-	-52	7	79	87	-
Modern Paint Industries	IMPI	9,214	7.9	5.20	47,912	41.0	3.0%	35.4%	5.20	5.02	512,885	5.25	1.50	m.d.	m.d.	4.3	4.8	-	-	-522	-1,132	11,105	9,980	-
National Metallic Industries and Bicycles	IMIB	5,000	4.3	2.65	13,250	11.3	0.0%	-1.9%	2.65	2.65	6,271	3.00	1.70	7.5	80.9	1.6	1.8	7.5%	10.0%	1,772	164	8,475	7,200	-
Ready Made Clothes	IRMC	956	0.8	3.10	2,964	2.5	-0.6%	28.6%	3.30	0.00	1,473	3.88	2.00	8.6	m.d.	3.5	5.7	40.0%	10.0%	345	-415	849	519	-
Iraqi for Carton Manufactures	IICM	3,795	3.2	1.50	5,693	4.9	3.4%	2.7%	1.51	0.00	27,029	2.35	1.22	m.d.	m.d.	m.d.	14.8	-	-	-962	-677	-215	385	-
Modern Construction Materials Industry	IMCM	3,747	3.2	1.34	5,021	4.3	0.0%	11.7%	1.34	0.00	737	1.61	0.80	m.d.	m.d.	3.5	2.7	-	-	-74	-367	1,431	1,846	-
Nationality Household Furniture Industry	IHFI	1,260	1.1	1.50	1,890	1.6	-5.1%	-9.6%	1.50	0.00	2,970	1.85	1.35	m.d.	30.2	1.4	1.3	-	-	-236	63	1,385	1,465	-
Total					472,666	404.0					2,467,988													

Source: Iraq Stock Exchange

Performance of Traded Shares

Code	Paid-in Capital		Closing Price	Market Cap		Wk. Closing % Change	YTD % Change	Intra Week		Wk. Turnover (ID'000)	52 Week		P/E		P/BV		Dividend (%)		Net Profit (ID mn)		BV (ID mn)		Note
	(ID mn)	(\$ mn)		(ID mn)	(\$ mn)			High	Low		High	Low	FY08	FY09	FY08	FY09	2008*	2009**	FY08	FY09	FY08	FY09	
Hotel & Tourism Sector																							
HPAL	4,470	3.8	19.65	87,836	75.1	0.3%	0.3%	19.90	19.30	97,552	22.00	14.00	m.d.	m.d.	22.7	30.6	-	-	-724	-1,159	3,876	2,873	-
HISH	1,500	1.3	35.95	53,925	46.1	-0.1%	-0.1%	36.25	35.10	154,217	37.00	18.00	m.d.	m.d.	30.4	57.4	-	-	-887	-863	1,776	940	-
HBAY	1,350	1.2	41.75	56,363	48.2	1.2%	2.8%	41.75	0.00	172,402	46.58	13.00	m.d.	m.d.	m.d.	154.1	-	-	-540	-158	243	366	-
HBAG	1,922	1.6	20.50	39,401	33.7	0.0%	4.1%	20.50	0.00	24,097	24.50	3.00	m.d.	m.d.	17.3	27.3	-	-	-531	-833	2,278	1,445	-
HNTI	2,755	2.4	20.15	55,513	47.4	0.7%	-1.7%	20.25	0.00	3,928	25.50	10.00	134.2	107.1	17.4	14.5	-	-	414	518	3,184	3,817	-
HASH	376	0.3	12.90	4,855	4.1	5.7%	-0.8%	13.00	0.00	5,703	14.65	9.00	m.d.	m.d.	19.0	19.0	-	-	-37	-12	256	256	-
HTVM	40	0.0	32.50	1,300	1.1	7.4%	-10.5%	36.00	0.00	1,026	39.00	3.00	m.d.	m.d.	m.d.	m.d.	150.0%	-	-62	-100	-42	-135	-
HKAR	1,620	1.4	5.50	8,910	7.6	0.9%	-5.2%	5.58	0.00	34,259	7.35	4.75	m.d.	m.d.	9.8	5.2	-	-	22	-1	907	1,715	-
HMAN	2,923	2.5	37.50	109,613	93.7	-1.3%	-2.3%	37.50	37.00	118,572	45.20	22.00	m.d.	97.5	46.7	31.5	-	-	114	1,124	2,346	3,482	-
HSAD	708	0.6	43.50	30,798	26.3	0.0%	-15.5%	43.50	0.00	1,911	51.50	3.00	m.d.	89.8	46.7	30.5	-	-	3	343	660	1,011	-
Total				448,513	383.3					613,665													
Agriculture Sector																							
ATHP	2,400	2.1	0.40	960	0.8	0.0%	0.0%	0.00	0.00	0	0.00	0.00	2.7	2.3	1.0	1.7	-	-	350	423	981	558	Out of Trade
AMAP	540	0.5	1.25	675	0.6	4.2%	-14.4%	1.25	0.00	4,850	2.18	0.98	16.4	24.1	0.2	0.2	-	-	41	28	2,969	2,939	-
AAHP	575	0.5	0.90	518	0.4	-5.3%	-18.2%	0.95	0.00	1,557	1.15	0.78	m.d.	m.d.	0.9	1.1	-	-	-65	-81	565	483	-
AMEF	300	0.3	20.00	6,000	5.1	-13.0%	0.0%	23.00	0.00	26,691	23.00	2.00	115.2	69.0	14.3	11.7	20.0%	-	52	87	420	514	-
AISP	2,000	1.7	3.36	6,720	5.7	0.0%	34.4%	0.00	0.00	0	4.15	1.49	m.d.	29.2	14.0	9.2	-	-	-514	230	481	734	Suspended
AIPM	3,750	3.2	7.58	28,425	24.3	2.4%	8.3%	7.60	0.00	24,478	9.90	5.25	m.d.	m.d.	5.1	5.2	-	-	-665	-194	5,573	5,455	-
AIRP	360	0.3	5.25	1,890	1.6	7.1%	12.9%	5.25	0.00	1,260	5.25	3.50	20.3	19.1	2.5	2.0	-	20.0%	93	99	764	931	-
Total				45,188	38.6					58,836													
Grand Total				4,246,182	3,629.2					17,249,396													

* Dividend distributed in 2008 from 2007 year-end profit.

** Dividend distributed in 2009 from 2008 year-end profit.

Source: Iraq Stock Exchange

Note: "Suspended" companies are not trading due to General Assembly Meeting or ISX / ISC Instructions.

"Out of Trade" companies are not trading, because they haven't completed the procedures to start electronic trading yet.