

For any inquiries, contact:

Research

Aysegul Ozge Ozgur

aogzur@rabeesecurities.com

Trading

trading@rabeesecurities.com

Address: 903/14/19

Karada

Baghdad-Iraq

Tel: +964 1 7180 696

info@rabeesecurities.com

RS Bloomberg page: <RSIQ>

www.rabeesecurities.com

DISCLAIMER

This publication may not be reproduced, modified, or re-disseminated in whole or in part without the prior written permission of Rabee Securities. The information provided herein is of a general nature and for informational purposes only and is not intended to serve as an offer or solicitation with respect to the purchase or sale of any security, or as a recommendation to adopt any particular trading strategy. Such information is subject to change without prior notice. Although Rabee Securities obtains information from sources it considers reliable, Rabee Securities makes no representations or warranties, express or implied, as to the information's accuracy or completeness. Furthermore, such information may be incomplete or condensed. Rabee Securities, its affiliates, directors, employees, assigns, agents, and successors bear no liability for any errors or omissions in this publication or for any losses arising from the use of or reliance upon this information. This limitation on liability applies to direct, indirect, consequential, special, punitive, or other damages, as well as damages for loss of profits or business interruption. Investors shall bear all responsibility for investment decisions taken on the basis of the contents of this report. Rabee Securities strongly advises potential investors to seek financial guidance when determining whether an investment is appropriate to their needs. All estimates included in this report constitute Rabee Securities' opinion as of the date published on the report and are subject to change without notice.

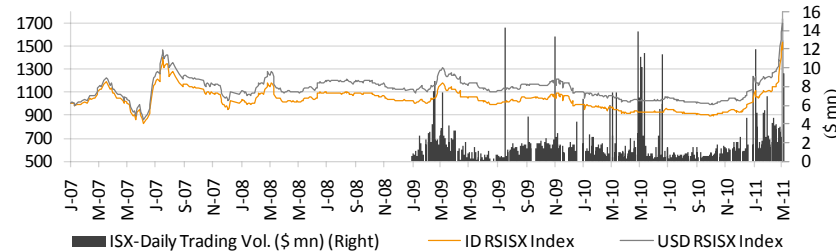
Weekly Bulletin

March 12th 2011

Weekly Value Traded

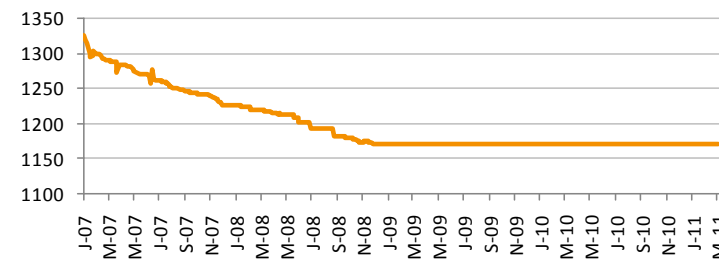
ID66,985,040,000

Rabee Securities (RS) Index - RSISX Index

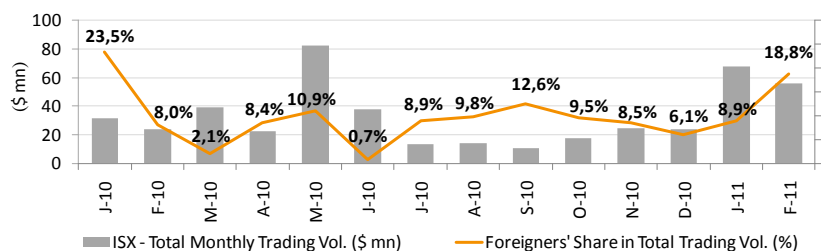


Iraqi Dinar Value

1USD=1170



Total Monthly Trading Vol. (\$ mn) & Share of Foreign Transaction in Total T. Vol. (%)



Best Performers - Weekly

Code	Price (ID)	Price Chn/w
AMEF	25.800	29.0%
BNOR	3.060	24.4%
NAHF	1.830	15.8%
NAME	1.820	13.8%
AAHP	1.000	11.1%

Worst Performers - Weekly

Code	Price (ID)	Price Chn/w
IMCM	1.220	-9.0%
IMAP	4.000	-7.4%
BEFI	1.410	-7.2%
VKHF	0.500	-5.7%
VWIF	1.700	-5.6%

RSISX Index Vs. Neighbour Market S.E.

Market	Index Close	Weekly Chg.	YTD Chg.
IRAQ (RSISX)	1,471	8.9%	48.5%
EGYPT	closed	-	-
KUWAIT	6,287	2.3%	-8.8%
SAUDI	6,109	14.8%	-8.2%
MUSCAT	6,335	-0.3%	-9.3%
QATAR	8,229	9.9%	-9.2%
DUBAI	1,450	7.2%	-9.9%
ABUDHABI	2,617	3.5%	-2.5%
BAHRAIN	1,411	2.4%	-0.8%
TURKEY	63,782	4.4%	-3.3%
IRAN	22,069	1.7%	9.2%

Top 5 Traded Volume - Weekly

Code	Price (ID)	Trading Vol. (ID mn)/w	Trad. Vol. (\$mn)/w
BNOR	3.060	47,088	40.2
BIME	1.700	8,168	7.0
BIBI	1.190	2,371	2.0
BGUC	1.140	1,514	1.3
IBSD	1.760	1,020	0.9

By the end of the week, 51 companies were able to trade in this session, and 13 companies were unable to do so mainly due to their General Assembly Meeting or ISX / ISC Instructions.

The dinar remained stable for the week, trading at 1170 to the dollar. Volumes for the week reached ID67.0bln (\$57.3mn), and the numbers of shares

traded reached 27.5bln, with the banking sector experiencing the highest volume and turnover.

Foreigners executed total 642 transactions this week. They executed 623 buying transactions amounted at ID5.3bln (\$4.6mn) and 19 selling transaction amounted at ID477mn (\$408ths). Thus, net purchases of foreigners reached ID4.8bln (\$4.1mn), while their share in total trading volume was 4.3%.

News from Iraq

Politics

- A lawmaker said Friday the bill for reducing the salary of the top Iraqi officials has reached parliament and will be discussed this week. (AKNews)
- Iraqi Prime Minister Nouri al-Maliki arrived in Parliament on Thursday morning to discuss protesters' demands with the lawmakers, according to a well-informed source. (Aswat Al-Iraq)
- An MP from State of Law Coalition (SLC) which belongs to National Coalition (NC) said Tuesday that the Iraqi parliament must not change its path and supervise the government performance, indicating that 80 MPs had threatened to suspend their membership in the parliament. (Zawya)
- Eight MPs from the al-Iraqiya list announced on Monday their withdrawal from the Sunni-dominated bloc and the formation of a new party, led by Hassan al-Allawi and the State Minister of Tribal, Affairs Jamal al-Battikh. (Zawya)
- Leaders from both ruling parties in the Kurdistan Region say their parties are yet to decide whether to run for elections under a single list. (Zawya)
- The head of the Legal Committee in Najaf provincial council said on Sunday that 12 members out of 28 have voted for the province to become a semi-autonomous region similar to Kurdistan in the north of Iraq which attained semi-autonomy in the early 1990s. (Zawya)

Economics

- An Iraqi Central Bank official says per capita income in the country is projected to more than double within the next four years as a result of a sharp increase in Iraq's oil output and higher market prices for oil, RFE/RL's Radio Free Iraq (RFI) reports. (Iraq Directory)
- Iraqi Prime Minister Nouri al-Maliki said on Wednesday that all doors are open to Korean companies to invest in Iraq and to contribute in reconstruction operations, according to an official statement. (Aswat Al-Iraq)
- Prime Minister Nouri al-Maliki held on Monday a meeting with chairmen of local provincial councils and governors to discuss ways of promoting services and investments.
- The Romanian company Delta ACM won a \$66.7mn contract in Iraq for a 20.6 km long section of Erbil-Koya highway. (Iraq Directory)
- Mobile phone operator Zain's Iraq subsidiary has secured a credit facility worth \$400mn. (Iraq Directory)
- Iraq plans to float a tender for building a multibillion-dollar port south of Basra by the end of this year, its transportation minister said on Monday. (Iraq Directory)

ISX - Recent Company Announcements

- Baghdad Motor Cars Servicing (SBMC) will hold GA meeting on March 16th, 2011 to discuss the annual financial report of 2010. ISX suspended trading of SBMC shares starting on March 10th, 2011.

Performance of Traded Shares

	Code	Paid-in Capital		Closing Price	Market Cap		Wk. Closing % Change	YTD % Change	Intra Week		Wk. Turnover (ID'000)	52 Week		P/E		P/BV		Dividend (%)		Net Profit (ID mn)		BV (ID mn)		Note
		(ID mn)	(\$ mn)		(ID mn)	(\$ mn)			High	Low		High	Low	FY08	FY09	FY08	FY09	2008*	2009**	FY08	FY09	FY08	FY09	
Banking Sector																								
Commercial Bank of Iraq	BCOI	60,000	51.3	1.39	83,400	71.3	0.0%	0.0%	0.00	0.00	0	1.55	1.30	47.7	21.8	1.2	1.0	-	-	1,749	3,832	67,053	84,151	Suspended
Bank of Baghdad	BBOB	100,000	85.5	3.03	303,000	259.0	-1.9%	69.3%	3.15	3.00	468,685	3.15	1.30	14.1	19.2	3.2	2.8	-	-	21,417	15,802	93,342	109,170	-
Iraqi Islamic Bank	BIIB	51,192	43.8	0.87	44,537	38.1	8.7%	-3.3%	0.87	0.80	165,938	1.00	0.75	m.d.	88.0	1.8	0.9	-	-	-325	506	25,436	51,658	-
Iraqi Middle East Investment Bank	BIME	100,000	85.5	1.70	170,000	145.3	10.4%	54.5%	1.81	1.55	8,168,324	1.98	0.80	12.2	14.5	2.7	2.3	-	-	13,952	11,707	63,840	75,547	-
Investment Bank of Iraq	BIBI	75,020	64.1	1.19	89,274	76.3	2.6%	-4.0%	1.20	1.17	2,371,293	1.33	1.09	11.0	19.4	1.9	1.4	-	-	8,083	4,595	47,046	62,522	-
National Bank of Iraq	BNOI	50,000	42.7	0.91	45,500	38.9	0.0%	12.3%	0.00	0.00	0	1.01	0.78	14.5	77.6	1.5	0.9	-	-	3,135	586	31,081	51,767	Suspended
Credit Bank of Iraq	BROI	100,000	85.5	2.90	290,000	247.9	1.8%	18.4%	2.91	2.85	42,647	3.24	1.65	16.9	38.2	3.1	2.6	-	-	17,194	7,592	93,070	111,913	-
Dar Essalaam Investment Bank	BDSI	72,000	61.5	6.75	486,000	415.4	0.0%	10.7%	6.75	0.00	413,788	6.76	5.00	28.3	49.2	8.1	7.5	-	-	17,196	9,880	59,854	65,036	-
Sumer Commerical Bank	BSUC	70,000	59.8	0.81	56,700	48.5	0.0%	0.0%	0.00	0.00	0	0.94	0.81	65.5	11.1	1.1	1.0	-	-	865	5,091	49,752	59,249	Suspended
Babylon Bank	BBAY	50,000	42.7	0.98	49,000	41.9	2.1%	12.6%	0.99	0.96	235,138	1.12	0.85	8.8	13.4	1.2	0.9	-	-	5,537	3,657	39,636	55,363	-
Economy Bank for Investment	BEFI	76,000	65.0	1.41	107,160	91.6	-7.2%	8.5%	1.53	0.00	217,142	1.84	1.30	7.5	16.8	2.5	1.3	-	-	14,295	6,387	43,519	84,589	-
Gulf Commercial Bank	BGUC	56,990	48.7	1.14	64,969	55.5	-0.9%	26.7%	1.21	1.14	1,513,758	1.29	0.84	4.3	8.2	1.6	1.1	-	-	15,112	7,957	41,050	60,055	-
Warka Bank for Investment	BWAI	75,000	64.1	1.26	94,500	80.8	0.0%	0.0%	0.00	0.00	0	0.00	0.00	5.7	3.4	1.2	1.0	-	-	16,691	27,999	80,140	94,950	Suspended
Mosul Bank	BMFI	50,000	42.7	1.28	64,000	54.7	-1.5%	40.7%	1.31	1.28	421,468	1.49	0.83	9.9	9.2	1.7	1.1	-	-	6,449	6,989	37,157	59,674	-
Union Bank of Iraq	BUOI	50,000	42.7	0.96	48,000	41.0	2.1%	6.7%	0.97	0.93	71,787	1.15	0.79	33.7	17.2	1.7	0.9	-	-	1,425	2,795	27,959	54,016	-
North Bank	BNOR	125,000	106.8	3.06	382,500	326.9	24.4%	53.0%	3.32	2.70	47,088,150	3.32	1.80	26.6	21.5	3.2	3.0	-	9.2%	14,370	17,816	117,821	126,685	-
Kurdistan International Bank	BKUI	100,000	85.5	1.52	152,000	129.9	8.6%	7.0%	1.54	1.43	434,792	1.95	1.22	13.4	11.5	2.3	2.0	-	-	11,313	13,233	66,601	77,934	-
Ashur Bank	BASH	66,700	57.0	0.99	66,033	56.4	3.1%	12.5%	0.99	0.95	133,982	1.20	0.82	7.0	6.7	1.1	1.0	-	-	9,469	9,846	59,561	69,303	-
Mansour Bank	BMNS	75,000	64.1	1.74	130,500	111.5	6.7%	24.3%	1.75	1.64	116,674	1.90	1.17	12.2	30.0	1.7	1.6	-	-	10,718	4,356	76,255	81,006	-
United Bank for Investment	BUND	150,000	128.2	2.83	424,500	362.8	-0.4%	60.8%	2.90	2.81	419,782	2.95	1.50	m.d.	30.3	18.0	3.8	-	-	-711	14,025	23,646	112,678	-
Dijla and Furat Bank	BDFD	50,000	42.7	0.90	45,000	38.5	0.0%	26.8%	0.94	0.90	39,111	1.10	0.69	24.9	8.6	0.9	0.8	-	-	1,806	5,254	50,101	55,355	-
Total					3,196,572	2,732.1					62,322,459													
Insurance Sector																								
Al-Ameen Insurance	NAME	1,000	0.9	1.82	1,820	1.6	13.8%	34.8%	1.83	1.70	41,678	1.83	1.05	6.1	12.7	1.2	1.1	-	-	297	143	1,519	1,645	-
Dar Essalaam Insurance	NDSA	2,200	1.9	5.20	11,440	9.8	3.0%	19.5%	5.20	0.00	1,560	5.25	1.40	54.3	53.9	4.3	4.0	-	10.0%	211	212	2,630	2,891	-
Ahiya Insurance	NAHF	1,508	1.3	1.83	2,760	2.4	15.8%	61.9%	1.83	1.60	32,850	1.83	1.05	15.0	12.5	1.5	1.4	-	-	183	221	1,786	1,998	-
Al-Hamraa Insurance	NHAM	1,500	1.3	1.50	2,250	1.9	0.0%	0.0%	1.50	0.00	75,000	1.60	0.92	3.9	6.7	1.7	1.4	-	-	572	335	1,332	1,646	-
Gulf Insurance and Reinsurance	NGIR	1,000	0.9	1.44	1,440	1.2	0.0%	0.0%	0.00	0.00	0	2.00	1.10	90.3	40.9	1.4	1.3	-	-	16	35	1,064	1,095	Suspended
Total					19,710	16.8					151,088													
Investment Sector																								
Al-Kheir Financial Investment	VKHF	7,000	6.0	0.50	3,500	3.0	-5.7%	28.2%	0.50	0.00	6,755	0.60	0.37	6.0	44.6	0.4	0.4	-	-	587	78	7,854	7,933	-
Al-Ameen Financial Investment	VAMF	750	0.6	0.85	638	0.5	0.0%	-5.6%	0.00	0.00	0	0.90	0.85	m.d.	14.7	1.2	1.0	-	-	-275	43	545	670	-
Al-Ayaam Financial Investment	VAYF	400	0.3	1.00	400	0.3	0.0%	0.0%	0.00	0.00	0	1.00	1.00	169.8	7.7	1.7	1.0	-	-	2	52	242	383	-
AL-Wiaam Financial Investment	VWIF	1,250	1.1	1.70	2,125	1.8	-5.6%	-12.8%	1.70	0.00	51,800	2.70	1.70	m.d.	5.9	1.6	1.3	-	-	-34	361	1,357	1,630	-
Mesopotamia Investment	VMES	1,000	0.9	0.90	900	0.8	0.0%	-10.0%	0.00	0.00	0	1.00	0.90	112.5	124.3	0.9	0.9	-	-	8	7	968	975	-
Al-Qum'a for Financial Investment	VQUF	1,000	0.9	0.81	810	0.7	0.0%	0.0%	0.00	0.00	0	1.50	0.80	m.d.	19.5	1.5	1.4	-	-	-10	42	533	564	-
Al-Khaima Financial Investment	VKHA	400	0.3	1.00	400	0.3	0.0%	0.0%	0.00	0.00	0	1.00	1.00	116.5	4.9	1.4	0.9	-	-	3	82	295	455	-
Al-Zawraa for Financial Investment	VZAF	1,000	0.9	1.10	1,100	0.9	0.0%	0.0%	1.10	0.00	4,643	1.12	0.75	24.2	55.0	1.0	1.0	-	-	46	20	1,100	1,129	-
AL- Batek for Financial Investment	VBAT	1,000	0.9	0.92	920	0.8	0.0%	-1.1%	0.00	0.00	0	1.00	0.92	11.0	13.9	0.9	0.9	7.8%	8.0%	84	66	1,041	1,044	-
Total					10,793	9.2					63,198													

Source: Iraq Stock Exchange

Performance of Traded Shares

Code	Paid-in Capital		Closing Price	Market Cap		Wk. Closing % Change	YTD % Change	Intra Week		Wk. Turnover (ID'000)	52 Week		P/E		P/BV		Dividend (%)		Net Profit (ID mn)		BV (ID mn)		Note	
	(ID mn)	(\$ mn)		(ID mn)	(\$ mn)			High	Low		High	Low	FY08	FY09	FY08	FY09	2008*	2009**	FY08	FY09	FY08	FY09		
Services Sector																								
Kharkh Tour Amusement City	SKTA	99	0.1	14.75	1,460	1.2	3.5%	5.4%	14.75	0.00	11,144	17.95	6.51	m.d.	182.2	10.5	9.9	-	-	1	8	139	148	-
Mosul for Funfairs	SMOF	230	0.2	27.00	6,197	5.3	0.0%	-11.5%	0.00	0.00	0	41.00	19.25	30.5	18.2	15.8	8.5	50.0%	-	203	340	393	729	-
Mamoura Realestate Investment	SMRI	11,726	10.0	3.39	39,751	34.0	3.4%	46.8%	3.52	3.30	312,900	3.52	1.20	40.5	36.1	5.4	4.7	-	-	981	1,101	7,372	8,529	-
Al-Ameen Estate Investment	SAEI	6,960	5.9	3.70	25,752	22.0	0.0%	20.9%	3.70	0.00	111	3.75	1.55	m.d.	m.d.	3.7	3.7	-	-	-5	-37	6,994	7,001	-
AL-Nukhba General Contracting	SNUC	1,600	1.4	3.75	6,000	5.1	0.0%	7.1%	3.75	0.00	32,719	3.85	1.45	19.3	29.8	3.0	3.2	-	20.0%	310	201	1,977	1,858	-
Iraqi Land Transport	SILT	3,400	2.9	14.55	49,470	42.3	0.0%	0.0%	0.00	0.00	0	15.90	10.50	28.5	14.9	4.9	4.2	-	-	1,734	3,317	10,088	11,908	Suspended
Baghdad Passengers Transport	SBPT	160	0.1	25.89	4,142	3.5	0.0%	3.6%	0.00	0.00	0	30.00	24.10	m.d.	12.0	14.8	6.7	-	10.0%	14	346	281	623	-
Iraqi for General Transportation	SIGT	1,500	1.3	7.21	10,815	9.2	0.0%	0.0%	0.00	0.00	0	0.00	0.00	m.d.	m.d.	m.d.	m.d.	32.0%	-	n.a.	n.a.	n.a.	n.a.	Suspended
AL-Badia General Trans	SBAG	1,350	1.2	13.58	18,333	15.7	4.9%	2.5%	13.60	12.95	101,530	26.00	9.70	13.5	17.7	7.9	5.6	50.0%	50.0%	1,356	1,033	2,326	3,260	-
Baghdad Motor cars Servicing	SBMC	1,080	0.9	2.07	2,236	1.9	-1.0%	19.7%	2.15	0.00	10,900	4.23	1.25	m.d.	m.d.	11.6	m.d.	-	-	-38	n.a.	193	n.a.	Suspended
Total					164,156	140.3					469,304													
Industry Sector																								
Nineveh Food Industries	INFI	3,600	3.1	1.02	3,672	3.1	-1.0%	-7.3%	1.02	0.00	3,153	3.54	1.00	m.d.	m.d.	1.2	1.3	-	-	n.a.	n.a.	3,010	2,897	-
Al-Mansour Pharmaceuticals Industries	IMAP	2,500	2.1	4.00	9,999	8.5	-7.4%	44.9%	4.30	0.00	8,244	4.35	2.00	36.7	28.1	4.2	3.5	9.0%	-	272	356	2,390	2,894	-
Modern Sewing	IMOS	1,800	1.5	0.74	1,332	1.1	0.0%	0.0%	0.00	0.00	0	1.18	0.72	m.d.	m.d.	1.0	1.2	-	-	-229	-160	1,293	1,152	Suspended
Iraqi For Tufted Carpets & Floor	IITC	500	0.4	4.58	2,290	2.0	-3.6%	-4.6%	4.70	4.58	7,710	5.85	0.67	12.1	9.0	1.4	1.3	25.0%	25.0%	188	253	1,609	1,763	-
Northern Soft Drinks and Mineral Water	INSD	31,875	27.2	0.72	22,950	19.6	4.3%	2.9%	0.74	0.69	571,408	0.91	0.52	m.d.	m.d.	0.7	0.7	-	-	95	-1,557	32,995	31,438	-
Eastern Brewery	IEAB	8,845	7.6	0.77	6,811	5.8	0.0%	0.0%	0.00	0.00	0	1.30	0.75	m.d.	m.d.	2.3	m.d.	-	-	-118	n.a.	2,923	n.a.	Suspended
Baghdad for Packing Materials	IBPM	270	0.2	9.00	2,430	2.1	0.0%	9.8%	0.00	0.00	0	9.50	7.25	162.2	m.d.	7.7	8.2	-	-	15	-18	315	295	-
Modern Chemical Industries	IMCI	60	0.1	55.00	3,300	2.8	0.0%	0.0%	0.00	0.00	0	69.00	55.00	75.2	44.0	11.5	10.9	100.0%	100.0%	44	75	287	302	-
Baghdad Soft Drinks	IBSD	125,000	106.8	1.76	220,000	188.0	10.7%	60.0%	1.97	1.59	1,020,332	1.97	1.05	m.d.	37.9	2.0	1.8	-	-	-39	5,803	107,611	122,638	-
Iraqi Date Processing and Marketing	IIDP	6,337	5.4	2.00	12,674	10.8	0.0%	0.0%	0.00	0.00	0	0.00	0.00	m.d.	m.d.	1.7	m.d.	-	-	-787	n.a.	7,435	n.a.	Suspended
Al-Hilal Industries	IHLI	12,375	10.6	1.26	15,593	13.3	-0.8%	8.6%	1.28	0.00	60,085	1.34	0.90	m.d.	m.d.	m.d.	166.8	-	-	-2,153	-1,034	-561	93	-
The Light Industries	ITLI	16,800	14.4	1.27	21,336	18.2	1.6%	9.5%	1.28	1.23	79,584	2.07	0.89	m.d.	m.d.	8.1	3.8	-	-	-3,167	-3,450	2,624	5,686	-
National Chemical & Plastic Industries	INCP	7,594	6.5	4.90	37,209	31.8	-2.0%	14.0%	5.00	0.00	14,005	5.05	1.27	m.d.	m.d.	5.6	6.4	-	-	-2,248	-1,188	6,620	5,838	-
Electronic Industries	IELI	12,000	10.3	3.16	60,000	51.3	0.0%	0.0%	0.00	0.00	0	5.00	5.00	m.d.	m.d.	m.d.	m.d.	-	-	n.a.	n.a.	n.a.	n.a.	Suspended
AL-Kindi for Production of Veterinary	IKLV	2,400	2.1	3.00	7,200	6.2	1.7%	3.8%	3.10	0.00	83,448	3.71	1.74	m.d.	19.0	4.9	2.3	-	-	32	378	1,463	3,072	-
Fallujah Construction Materials	IFCM	1,080	0.9	3.26	3,521	3.0	0.3%	-13.1%	3.35	3.25	55,370	5.40	2.46	m.d.	57.1	8.7	4.2	-	-	-115	62	403	848	-
Iraqi Engineering Works	IIEW	1,000	0.9	3.70	3,700	3.2	-2.6%	4.2%	3.80	0.00	1,130	4.00	2.00	124.1	m.d.	4.4	4.3	25.0%	-	30	2	849	870	-
Al-khazer for Construction Materials	IKHC	1,100	0.9	2.75	3,025	2.6	1.9%	-11.3%	2.80	0.00	5,533	3.14	1.95	m.d.	38.4	3.1	2.7	-	-	-67	79	976	1,110	-
Kirkuk for Producing	IKFP	744	0.6	2.45	1,823	1.6	1.2%	-5.4%	2.48	2.45	11,536	2.75	2.38	m.d.	m.d.	23.2	21.0	-	-	-52	7	79	87	-
Modern Paint Industries	IMPI	9,214	7.9	5.20	47,912	41.0	0.0%	35.4%	5.50	0.00	89,991	5.50	1.50	m.d.	m.d.	4.3	4.8	-	-	-522	-1,132	11,105	9,980	-
National Metallic Industries and Bicycles	IMIB	5,000	4.3	2.75	13,750	11.8	3.8%	1.9%	2.75	0.00	15,491	3.00	1.70	7.8	84.0	1.6	1.9	7.5%	10.0%	1,772	164	8,475	7,200	-
Ready Made Clothes	IRMC	956	0.8	3.20	3,059	2.6	3.2%	32.8%	3.20	0.00	7,201	3.88	2.00	8.9	m.d.	3.6	5.9	40.0%	10.0%	345	-415	849	519	-
Iraqi for Carton Manufactories	IICM	3,795	3.2	1.57	5,958	5.1	4.7%	7.5%	1.61	0.00	124,819	2.35	1.22	m.d.	m.d.	m.d.	15.5	-	-	-962	-677	-215	385	-
Modern Construction Materials Industry	IMCM	3,747	3.2	1.22	4,572	3.9	-9.0%	1.7%	1.25	0.00	7,124	1.61	0.80	m.d.	m.d.	3.2	2.5	-	-	-74	-367	1,431	1,846	-
Nationality Household Furniture Industry	IHFI	1,260	1.1	1.55	1,953	1.7	3.3%	-6.6%	1.55	0.00	3,505	1.85	1.35	m.d.	31.2	1.4	1.3	-	-	-236	63	1,385	1,465	-
Total					516,067	441.1					2,169,667													

Source: Iraq Stock Exchange

Performance of Traded Shares

	Code	Paid-in Capital		Closing Price	Market Cap		Wk. Closing % Change	YTD % Change	Intra Week		Wk. Turnover (ID'000)	52 Week		P/E		P/BV		Dividend (%)		Net Profit (ID mn)		BV (ID mn)		Note
		(ID mn)	(\$ mn)		(ID mn)	(\$ mn)			High	Low		High	Low	FY08	FY09	FY08	FY09	2008*	2009**	FY08	FY09	FY08	FY09	
Hotel & Tourism Sector																								
Palestine Hotel	HPAL	4,470	3.8	19.60	87,612	74.9	-0.3%	0.0%	20.00	19.26	566,695	22.00	14.00	m.d.	m.d.	22.6	30.5	-	-	-724	-1,159	3,876	2,873	-
Ishtar Hotels	HISH	1,500	1.3	35.65	53,475	45.7	-0.8%	-1.0%	35.75	35.00	70,892	37.00	18.00	m.d.	m.d.	30.1	56.9	-	-	-887	-863	1,776	940	-
Babylon Hotel	HBAY	1,350	1.2	41.50	56,025	47.9	-0.6%	2.2%	41.50	0.00	12,677	46.58	13.00	m.d.	m.d.	m.d.	153.2	-	-	-540	-158	243	366	-
Baghdad Hotel	HBAG	1,922	1.6	19.50	37,479	32.0	-4.9%	-1.0%	19.60	0.00	4,417	24.50	3.00	m.d.	m.d.	16.4	25.9	-	-	-531	-833	2,278	1,445	-
National for Tourist Investments	HNTI	2,755	2.4	21.00	57,855	49.4	4.2%	2.4%	22.00	20.15	36,155	25.50	10.00	139.9	111.7	18.2	15.2	-	-	414	518	3,184	3,817	-
Ashour Hotel	HASH	376	0.3	12.90	4,855	4.1	0.0%	-0.8%	12.90	0.00	10,589	14.65	9.00	m.d.	m.d.	19.0	19.0	-	-	-37	-12	256	256	-
Tourist Village of Mosul dam	HTVM	40	0.0	35.00	1,400	1.2	7.7%	-3.6%	35.00	0.00	3,570	39.00	3.00	m.d.	m.d.	m.d.	m.d.	150.0%	-	-62	-100	-42	-135	-
Karbala Hotels	HKAR	1,620	1.4	5.53	8,959	7.7	0.5%	-4.7%	5.54	0.00	16,817	7.35	4.75	m.d.	m.d.	9.9	5.2	-	-	22	-1	907	1,715	-
AL-Mansour Hotel	HMAN	2,923	2.5	39.50	115,459	98.7	5.3%	2.9%	39.50	0.00	997,121	45.20	22.00	m.d.	102.7	49.2	33.2	-	-	114	1,124	2,346	3,482	-
Al-Sadeer Hotel	HSAD	708	0.6	45.50	32,214	27.5	4.6%	-11.7%	45.95	0.00	28,529	51.50	3.00	m.d.	94.0	48.8	31.9	-	-	3	343	660	1,011	-
Total					455,332	389.2					1,747,463													
Agriculture Sector																								
AL-Therar for Agricultural Production	ATHP	2,400	2.1	0.40	960	0.8	0.0%	0.0%	0.00	0.00	0	0.00	0.00	2.7	2.3	1.0	1.7	-	-	350	423	981	558	Out of Trade
The Modern for Animal Agricultural Prod.	AMAP	540	0.5	1.25	675	0.6	0.0%	-14.4%	0.00	0.00	0	2.18	0.98	16.4	24.1	0.2	0.2	-	-	41	28	2,969	2,939	-
Al-Ahlyia for Agricultural	AAHP	575	0.5	1.00	575	0.5	11.1%	-9.1%	1.00	0.00	1,999	1.12	0.78	m.d.	m.d.	1.0	1.2	-	-	-65	-81	565	483	-
Middle East for Production - Fish	AMEF	300	0.3	25.80	7,740	6.6	29.0%	29.0%	25.80	0.00	40,624	25.80	2.00	148.7	89.0	18.4	15.0	20.0%	-	52	87	420	514	-
Iraqi for Seed Production	AISP	2,000	1.7	3.36	6,720	5.7	0.0%	34.4%	0.00	0.00	0	4.15	1.49	m.d.	29.2	14.0	9.2	-	-	-514	230	481	734	Suspended
Iraqi For Meat production and marketing	AIPM	3,750	3.2	7.45	27,938	23.9	-1.7%	6.4%	7.55	0.00	19,237	9.90	5.25	m.d.	m.d.	5.0	5.1	-	-	-665	-194	5,573	5,455	-
Iraqi Agricultural Products Marketng	AIRP	360	0.3	5.25	1,890	1.6	0.0%	12.9%	0.00	0.00	0	5.25	3.50	20.3	19.1	2.5	2.0	-	20.0%	93	99	764	931	-
Total					46,498	39.7					61,861													
Grand Total					4,409,127	3,768.5					66,985,040													

* Dividend distributed in 2008 from 2007 year-end profit.

** Dividend distributed in 2009 from 2008 year-end profit.

Source: Iraq Stock Exchange

Note: "Suspended" companies are not trading due to General Assembly Meeting or ISX / ISC Instructions.

"Out of Trade" companies are not trading, because they haven't completed the procedures to start electronic trading yet.