

For any inquiries, contact:

Research

Aysegul Ozge Ozgur

aozgur@rabeesecurities.com

Trading

trading@rabeesecurities.com

Address: 903/14/19

Karada
Baghdad-Iraq

Tel: +964 1 7180 696

info@rabeesecurities.com

RS Bloomberg page: <RSIQ>

DISCLAIMER

This publication may not be reproduced, modified, or re-disseminated in whole or in part without the prior written permission of Rabee Securities. The information provided herein is of a general nature and for informational purposes only and is not intended to serve as an offer or solicitation with respect to the purchase or sale of any security, or as a recommendation to adopt any particular trading strategy. Such information is subject to change without prior notice. Although Rabee Securities obtains information from sources it considers reliable, Rabee Securities makes no representations or warranties, express or implied, as to the information's accuracy or completeness. Furthermore, such information may be incomplete or condensed. Rabee Securities, its affiliates, directors, employees, assigns, agents, and successors bear no liability for any errors or omissions in this publication or for any losses arising from the use of or reliance upon this information. This limitation on liability applies to direct, indirect, consequential, special, punitive, or other damages, as well as damages for loss of profits or business interruption. Investors shall bear all responsibility for investment decisions taken on the basis of the contents of this report. Rabee Securities strongly advises potential investors to seek financial guidance when determining whether an investment is appropriate to their needs. All estimates included in this report constitute Rabee Securities' opinion as of the date published on the report and are subject to change without notice.

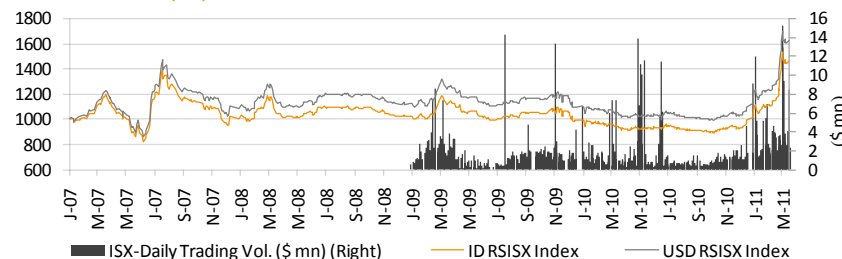
Weekly Bulletin

March 26th 2011

Weekly Value Traded

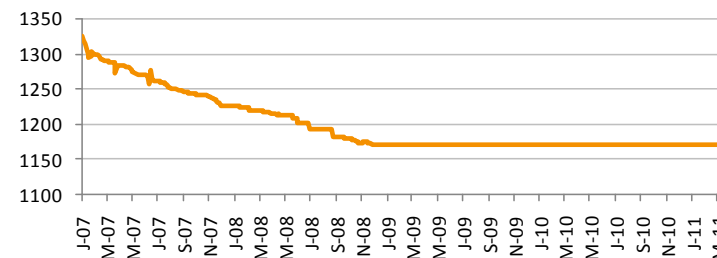
ID20,605,292,000

Rabee Securities (RS) Index - RSISX Index

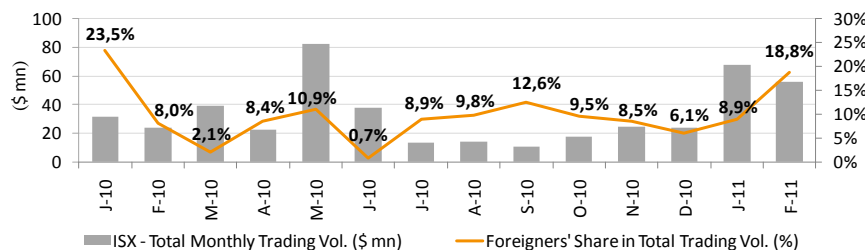


Iraqi Dinar Value

1USD=1170



Total Monthly Trading Vol. (\$ mn) & Share of Foreign Transaction in Total T. Vol. (%)



Best Performers - Weekly

Code	Price (ID)	Price Chn/w
VKHF	0.530	6.0%
BBOB	3.000	4.5%
HASH	13.000	4.0%
NAHF	1.700	3.0%
BUND	2.730	3.0%

Worst Performers - Weekly

Code	Price (ID)	Price Chn/w
SBPT	24.000	-7.3%
SBMC	1.950	-5.8%
IIEW	3.400	-5.6%
AIPM	7.000	-5.4%
INCP	4.500	-4.7%

RSISX Index Vs. Neighbour Market S.E.

Market	Index Close	Weekly Chg.	YTD Chg.
IRAQ (RSISX)	1,469	1.6%	48.3%
EGYPT	closed	-	-
KUWAIT	6,285	0.3%	-8.9%
SAUDI	6,362	4.8%	-4.4%
MUSCAT	6,402	2.1%	-8.4%
QATAR	8,308	1.5%	-8.4%
DUBAI	1,553	5.5%	-3.5%
ABUDHABI	2,633	1.9%	-1.9%
BAHRAIN	1,423	0.6%	0.0%
TURKEY	64,247	0.6%	-2.5%
IRAN	23,294	2.2%	15.3%

Top 5 Traded Volume - Weekly

Code	Price (ID)	Trading Vol. (ID mn)/w	Trad. Vol. (\$mn)/w
IBSD	1.850	7,744	6.6
BIME	1.570	3,856	3.3
BNOR	3.110	3,409	2.9
BIBI	1.210	1,811	1.5
BGUC	1.130	546	0.5

By the end of the week, 45 companies were able to trade in this session, and 16 companies were unable to do so mainly due to their General Assembly Meeting or ISX / ISC Instructions.

The dinar remained stable for the week, trading at 1170 to the dollar. Volumes for the week reached ID20.6bln (\$17.6mn), and the numbers of shares

traded reached 11.4bln, with the banking sector experiencing the highest volume and turnover.

Foreigners executed total 594 transactions this week. They executed 563 buying transactions amounted at ID3.5bln (\$3.0mn) and 31 selling transaction amounted at ID170mn (\$145ths). Thus, net purchases of foreigners reached ID3.3bln (\$2.8mn), while their share in total trading volume was 8.9%.

News from Iraq

Politics

- Iraq's Council of Ministers has approved, in its Tuesday session, the draft-law on the "Settlement of Claims" between Iraq and the United States, the Official Spokesman for the Iraqi government said on Wednesday. (Aswat Al-Iraq)
- The draft-law, presented to the Iraqi Parliament recently, includes several positive articles that will serve the political process in the country, an Iraqi Legislature said on Wednesday. (Aswat Al-Iraq)
- Kurdish MP said Wednesday that it is likely during the upcoming visit of Turkish Prime Minister Rajab Tayyip Erdogan to Baghdad and Kurdistan Region to discuss the issue of the PKK. (Zawya)
- Iraq said on Monday it supported international intervention in Libya. Iraq supported the U.N. Security Council resolution that authorized the intervention, and would back any action as long as it was authorized by the United Nations, Government spokesman Ali Al Dabbagh said. (Alsumaria)
- Iraqi Prime Minister Nouri al-Maliki considered on Monday Iraq as one of the most stable countries in the region. Addressing a gathering attending the third agricultural week in Baghdad, the premier said "Iraq became one of the most stable countries in the region after a period of violence and divisions." (Aswat Al-Iraq)

Economics

- The Iraqi Oil Ministry announced on Tuesday its four-year plan (2011-2014) to produce oil and gas and sent it to the Council of Ministers before submitting it to the parliament. Iraq plans to auction 12 exploration blocks, believed to contain mostly gas reserves, in November as part of the country's efforts to capture natural gas for electricity generation, the country's oil minister said Tuesday. (Aswat Al-Iraq)
- Iraq's Prime Minister, Nouri al-Maliki, has called on his people on Monday not to depend on the country's oil fortune only, reiterating necessity to develop the agriculture and tourism sectors. (Aswat Al-Iraq)

ISX -Company Announcements

- Middle East Investment Bank (BIME) will hold GA meeting on March 31st, 2011 to discuss cash dividend ratio and capital increase through bonus issue. ISX suspended trading of BIME starting on March 24th, 2011. (Iraq Directory)
- Al-Qum'a for Financial Inv. (VQUF) resumed trading on March 22nd, 2011.
- Baghdad Motor Cars Servicing (SBMC) resumed trading on March 22nd, 2011.
- Sumer Commercial Bank (BSUC) will hold GA meeting on March 27th, 2011 to discuss capital increase through rights issue. ISX suspended trading of BSUC shares starting March 20th, 2011.
- Al-Mansour Pharmaceuticals Industries (IMAP) will hold GA meeting on March 26th, 2011 to discuss the cash dividend ratio and capital increase through rights issue. ISX suspended trading of IMAP shares starting on March 19th, 2011.

Performance of Traded Shares

	Code	Paid-in Capital		Closing Price	Market Cap		Wk. Closing % Change	YTD % Change	Intra Week		Wk. Turnover (ID'000)	52 Week		P/E		P/BV		Dividend (%)		Net Profit (ID mn)		BV (ID mn)		Note
		(ID mn)	(\$ mn)		(ID mn)	(\$ mn)			High	Low		High	Low	FY08	FY09	FY08	FY09	2008*	2009**	FY08	FY09	FY08	FY09	
Banking Sector																								
Commercial Bank of Iraq	BCOI	60,000	51.3	1.39	83,400	71.3	0.0%	0.0%	0.00	0.00	0	1.55	1.30	47.7	21.8	1.2	1.0	-	-	1,749	3,832	67,053	84,151	Suspended
Bank of Baghdad	BBOB	100,000	85.5	3.00	300,000	256.4	4.5%	67.6%	3.01	0.00	322,379	3.15	1.30	14.0	19.0	3.2	2.7	-	-	21,417	15,802	93,342	109,170	-
Iraqi Islamic Bank	BIIB	51,192	43.8	0.86	44,025	37.6	0.0%	-4.4%	0.86	0.00	411,618	1.00	0.75	m.d.	87.0	1.7	0.9	-	-	-325	506	25,436	51,658	-
Iraqi Middle East Investment Bank	BIME	100,000	85.5	1.57	157,000	134.2	-0.6%	42.7%	1.62	0.00	3,855,581	1.81	0.80	11.3	13.4	2.5	2.1	-	-	13,952	11,707	63,840	75,547	Suspended
Investment Bank of Iraq	BIBI	75,020	64.1	1.21	90,774	77.6	2.5%	-2.4%	1.23	0.00	1,810,817	1.32	1.09	11.2	19.8	1.9	1.5	-	-	8,083	4,595	47,046	62,522	-
National Bank of Iraq	BNOI	50,000	42.7	0.91	45,500	38.9	0.0%	12.3%	0.00	0.00	0	1.01	0.78	14.5	77.6	1.5	0.9	-	-	3,135	586	31,081	51,767	Suspended
Credit Bank of Iraq	BROI	100,000	85.5	2.84	284,000	242.7	-1.0%	15.9%	2.85	0.00	20,516	3.24	1.65	16.5	37.4	3.1	2.5	-	-	17,194	7,592	93,070	111,913	-
Dar Essalaam Investment Bank	BDSI	72,000	61.5	6.70	482,400	412.3	-1.5%	9.8%	6.70	0.00	15,634	6.80	5.00	28.1	48.8	8.1	7.4	-	-	17,196	9,880	59,854	65,036	-
Sumer Commerical Bank	BSUC	85,000	72.6	0.85	72,250	61.8	0.0%	4.9%	0.00	0.00	0	0.94	0.80	83.5	14.2	1.5	1.2	-	-	865	5,091	49,752	59,249	Suspended
Babylon Bank	BBAY	50,000	42.7	0.99	49,500	42.3	1.0%	13.8%	1.00	0.00	223,570	1.10	0.85	8.9	13.5	1.2	0.9	-	-	5,537	3,657	39,636	55,363	-
Economy Bank for Investment	BEFI	76,000	65.0	1.40	106,400	90.9	0.7%	7.7%	1.41	0.00	18,640	1.75	1.30	7.4	16.7	2.4	1.3	-	-	14,295	6,387	43,519	84,589	-
Gulf Commercial Bank	BGUC	56,990	48.7	1.13	64,399	55.0	-1.7%	25.6%	1.15	0.00	545,943	1.29	0.84	4.3	8.1	1.6	1.1	-	-	15,112	7,957	41,050	60,055	-
Warka Bank for Investment	BWAI	75,000	64.1	1.26	94,500	80.8	0.0%	0.0%	0.00	0.00	0	0.00	0.00	5.7	3.4	1.2	1.0	-	-	16,691	27,999	80,140	94,950	Suspended
Mosul Bank	BMFI	50,000	42.7	1.27	63,500	54.3	1.6%	39.6%	1.27	0.00	52,148	1.49	0.83	9.8	9.1	1.7	1.1	-	-	6,449	6,989	37,157	59,674	-
Union Bank of Iraq	BUOI	50,000	42.7	1.01	50,500	43.2	-1.0%	12.2%	1.02	0.00	122,372	1.15	0.79	35.4	18.1	1.8	0.9	-	-	1,425	2,795	27,959	54,016	-
North Bank	BNOR	125,000	106.8	3.11	388,750	332.3	1.3%	55.5%	3.20	0.00	3,408,881	3.32	1.85	27.1	21.8	3.3	3.1	-	9.2%	14,370	17,816	117,821	126,685	-
Kurdistan International Bank	BKUI	100,000	85.5	1.63	163,000	139.3	-3.0%	14.8%	1.69	0.00	90,393	1.95	1.22	14.4	12.3	2.4	2.1	-	-	11,313	13,233	66,601	77,934	-
Ashur Bank	BASH	66,700	57.0	0.99	66,033	56.4	-2.0%	12.5%	1.02	0.00	121,346	1.18	0.82	7.0	6.7	1.1	1.0	-	-	9,469	9,846	59,561	69,303	-
Mansour Bank	BMNS	75,000	64.1	1.75	131,250	112.2	0.0%	25.0%	0.00	0.00	0	1.88	1.17	12.2	30.1	1.7	1.6	-	-	10,718	4,356	76,255	81,006	Suspended
United Bank for Investment	BUND	150,000	128.2	2.73	409,500	350.0	3.0%	55.1%	2.75	0.00	398,021	2.95	1.50	m.d.	29.2	17.3	3.6	-	-	-711	14,025	23,646	112,678	-
Dijla and Furat Bank	BDFD	50,000	42.7	0.88	44,000	37.6	0.0%	23.9%	0.88	0.00	15,245	1.10	0.69	24.4	8.4	0.9	0.8	-	-	1,806	5,254	50,101	55,355	-
Total					3,190,681	2,727.1					11,433,104													
Insurance Sector																								
Al-Ameen Insurance	NAME	1,000	0.9	1.65	1,650	1.4	0.0%	22.2%	0.00	0.00	0	1.83	1.05	5.6	11.5	1.1	1.0	-	-	297	143	1,519	1,645	-
Dar Essalaam Insurance	NDSA	2,200	1.9	5.21	11,462	9.8	0.2%	19.8%	5.21	0.00	43,304	5.25	1.40	54.4	54.0	4.4	4.0	-	10.0%	211	212	2,630	2,891	-
Ahliya Insurance	NAHF	1,508	1.3	1.70	2,564	2.2	3.0%	50.4%	1.70	0.00	2,456	1.83	1.05	14.0	11.6	1.4	1.3	-	-	183	221	1,786	1,998	-
Al-Hamraa Insurance	NHAM	1,500	1.3	1.50	2,250	1.9	0.0%	0.0%	0.00	0.00	0	1.60	0.92	3.9	6.7	1.7	1.4	-	-	572	335	1,332	1,646	-
Gulf Insurance and Reinsurance	NGIR	1,000	0.9	1.44	1,440	1.2	0.0%	0.0%	0.00	0.00	0	2.00	1.10	90.3	40.9	1.4	1.3	-	-	16	35	1,064	1,095	Suspended
Total					19,366	16.6					45,760													
Investment Sector																								
Al-Kheir Financial Investment	VKHF	7,000	6.0	0.53	3,710	3.2	6.0%	35.9%	0.55	0.00	2,326	0.60	0.37	6.3	47.3	0.5	0.5	-	-	587	78	7,854	7,933	-
Al-Ameen Financial Investment	VAMF	750	0.6	0.85	638	0.5	0.0%	-5.6%	0.00	0.00	0	0.90	0.85	m.d.	14.7	1.2	1.0	-	-	-275	43	545	670	-
Al-Ayaam Financial Investment	VAYF	400	0.3	1.00	400	0.3	0.0%	0.0%	0.00	0.00	0	1.00	1.00	169.8	7.7	1.7	1.0	-	-	2	52	242	383	-
AL-Wiaam Financial Investment	VWIF	1,250	1.1	1.70	2,125	1.8	0.0%	-12.8%	0.00	0.00	0	2.70	1.70	m.d.	5.9	1.6	1.3	-	-	-34	361	1,357	1,630	-
Mesopotamia Investment	VMES	1,000	0.9	0.90	900	0.8	0.0%	-10.0%	0.00	0.00	0	1.00	0.90	112.5	124.3	0.9	0.9	-	-	8	7	968	975	-
Al-Qum'a for Financial Investment	VQUF	1,000	0.9	0.81	810	0.7	0.0%	0.0%	0.00	0.00	0	1.50	0.80	m.d.	19.5	1.5	1.4	-	-	-10	42	533	564	-
Al-Khaima Financial Investment	VKHA	400	0.3	1.00	400	0.3	0.0%	0.0%	0.00	0.00	0	1.00	1.00	116.5	4.9	1.4	0.9	-	-	3	82	295	455	-
Al-Zawraa for Financial Investment	VZAF	1,000	0.9	1.05	1,050	0.9	0.0%	-4.5%	0.00	0.00	0	1.12	0.75	23.1	52.5	1.0	0.9	-	-	46	20	1,100	1,129	-
AL- Batek for Financial Investment	VBAT	1,000	0.9	0.92	920	0.8	0.0%	-1.1%	0.00	0.00	0	1.00	0.92	11.0	13.9	0.9	0.9	7.8%	8.0%	84	66	1,041	1,044	-
Total					10,953	9.4					2,326													

Source: Iraq Stock Exchange

Performance of Traded Shares

Code	Paid-in Capital		Closing Price	Market Cap		Wk. Closing % Change	YTD % Change	Intra Week		Wk. Turnover (ID'000)	52 Week		P/E		P/BV		Dividend (%)		Net Profit (ID mn)		BV (ID mn)		Note	
	(ID mn)	(\$ mn)		(ID mn)	(\$ mn)			High	Low		High	Low	FY08	FY09	FY08	FY09	2008*	2009**	FY08	FY09	FY08	FY09		
Services Sector																								
Kharkh Tour Amusement City	SKTA	99	0.1	14.50	1,436	1.2	-1.7%	3.6%	14.50	0.00	2,393	17.95	7.80	m.d.	179.1	10.3	9.7	-	-	1	8	139	148	-
Mosul for Funfairs	SMOF	230	0.2	26.50	6,082	5.2	0.0%	-13.1%	26.50	0.00	6,086	41.00	19.25	30.0	17.9	15.5	8.3	50.0%	-	203	340	393	729	-
Mamoura Real Estate Investment	SMRI	11,726	10.0	2.95	34,592	29.6	-1.0%	27.7%	3.10	0.00	210,826	3.52	1.20	35.2	31.4	4.7	4.1	-	-	981	1,101	7,372	8,529	-
Al-Ameen Estate Investment	SAEI	6,960	5.9	3.33	23,177	19.8	0.0%	8.8%	0.00	0.00	0	3.75	1.55	m.d.	m.d.	3.3	3.3	-	-	-5	-37	6,994	7,001	-
AL-Nukhba General Contracting	SNUC	1,600	1.4	3.90	6,240	5.3	0.0%	11.4%	3.90	0.00	3,128	3.90	1.45	20.1	31.0	3.2	3.4	-	20.0%	310	201	1,977	1,858	-
Iraqi Land Transport	SILT	3,400	2.9	14.55	49,470	42.3	0.0%	0.0%	0.00	0.00	0	15.90	10.50	28.5	14.9	4.9	4.2	-	-	1,734	3,317	10,088	11,908	Suspended
Baghdad Passengers Transport	SBPT	160	0.1	24.00	3,840	3.3	-7.3%	-4.0%	24.00	0.00	1,920	30.00	24.00	m.d.	11.1	13.7	6.2	-	10.0%	14	346	281	623	-
Iraqi for General Transportation	SIGT	1,500	1.3	7.21	10,815	9.2	0.0%	0.0%	0.00	0.00	0	0.00	0.00	m.d.	m.d.	m.d.	m.d.	32.0%	-	n.a.	n.a.	n.a.	n.a.	Suspended
AL-Badia General Trans	SBAG	1,350	1.2	13.35	18,023	15.4	-3.6%	0.8%	13.90	0.00	88,764	26.00	9.70	13.3	17.4	7.7	5.5	50.0%	50.0%	1,356	1,033	2,326	3,260	-
Baghdad Motor cars Servicing	SBMC	1,080	0.9	1.95	2,106	1.8	-5.8%	12.7%	1.95	0.00	7,213	4.23	1.25	m.d.	m.d.	10.9	m.d.	-	-	-38	n.a.	193	n.a.	-
Total					155,779	133.1					320,331													
Industry Sector																								
Nineveh Food Industries	INFI	3,600	3.1	1.01	3,636	3.1	0.0%	-8.2%	0.00	0.00	0	3.54	1.00	m.d.	m.d.	1.2	1.3	-	-	n.a.	n.a.	3,010	2,897	-
Al-Mansour Pharmaceuticals Industries	IMAP	2,500	2.1	4.20	10,498	9.0	0.0%	52.2%	0.00	0.00	0	4.35	2.00	38.6	29.5	4.4	3.6	9.0%	-	272	356	2,390	2,894	Suspended
Modern Sewing	IMOS	1,800	1.5	0.74	1,332	1.1	0.0%	0.0%	0.00	0.00	0	1.18	0.72	m.d.	m.d.	1.0	1.2	-	-	-229	-160	1,293	1,152	Suspended
Iraqi For Tufted Carpets & Floor	IITC	500	0.4	4.50	2,250	1.9	0.0%	-6.3%	4.50	0.00	13,990	5.85	0.67	11.9	8.9	1.4	1.3	25.0%	25.0%	188	253	1,609	1,763	-
Northern Soft Drinks and Mineral Water	INSD	31,875	27.2	0.70	22,313	19.1	0.0%	0.0%	0.71	0.00	89,292	0.91	0.52	m.d.	m.d.	0.7	0.7	-	-	95	-1,557	32,995	31,438	-
Eastern Brewery	IEAB	8,845	7.6	0.77	6,811	5.8	0.0%	0.0%	0.00	0.00	0	1.10	0.75	m.d.	m.d.	2.3	m.d.	-	-	-118	n.a.	2,923	n.a.	Suspended
Baghdad for Packing Materials	IBPM	270	0.2	9.00	2,430	2.1	0.0%	9.8%	0.00	0.00	0	9.50	7.25	162.2	m.d.	7.7	8.2	-	-	15	-18	315	295	-
Modern Chemical Industries	IMCI	60	0.1	55.00	3,300	2.8	0.0%	0.0%	0.00	0.00	0	69.00	55.00	75.2	44.0	11.5	10.9	100.0%	100.0%	44	75	287	302	-
Baghdad Soft Drinks	IBSD	125,000	106.8	1.85	231,250	197.6	2.8%	68.2%	1.88	0.00	7,744,412	1.97	1.05	m.d.	39.8	2.1	1.9	-	-	-39	5,803	107,611	122,638	-
Iraqi Date Processing and Marketing	IIDP	6,337	5.4	2.00	12,674	10.8	0.0%	0.0%	0.00	0.00	0	0.00	0.00	m.d.	m.d.	1.7	m.d.	-	-	-787	n.a.	7,435	n.a.	Suspended
Al-Hilal Industries	IHLI	12,375	10.6	1.25	15,469	13.2	0.0%	7.8%	1.27	0.00	96,660	1.34	0.90	m.d.	m.d.	m.d.	165.5	-	-	-2,153	-1,034	-561	93	-
The Light Industries	ITLI	16,800	14.4	1.25	21,000	17.9	-0.8%	7.8%	1.27	0.00	35,831	2.07	0.89	m.d.	m.d.	8.0	3.7	-	-	-3,167	-3,450	2,624	5,686	-
National Chemical & Plastic Industries	INCP	7,594	6.5	4.50	34,172	29.2	-4.7%	4.7%	4.72	0.00	61,468	5.05	1.27	m.d.	m.d.	5.2	5.9	-	-	-2,248	-1,188	6,620	5,838	-
Electronic Industries	IELI	12,000	10.3	3.16	37,920	32.4	0.0%	0.0%	0.00	0.00	0	5.00	5.00	m.d.	m.d.	m.d.	m.d.	-	-	n.a.	n.a.	n.a.	n.a.	Suspended
AL-Kindi for Production of Veterinary	IKLV	2,400	2.1	2.96	7,104	6.1	-1.0%	2.4%	3.00	0.00	22,757	3.71	1.74	m.d.	18.8	4.9	2.3	-	-	32	378	1,463	3,072	-
Fallujah Construction Materials	IFCM	1,080	0.9	3.13	3,380	2.9	-3.7%	-16.5%	3.25	0.00	27,356	4.55	2.46	m.d.	54.8	8.4	4.0	-	-	-115	62	403	848	-
Iraqi Engineering Works	IIEW	1,000	0.9	3.40	3,400	2.9	-5.6%	-4.2%	3.40	0.00	366	4.00	2.00	114.0	m.d.	4.0	3.9	25.0%	-	30	2	849	870	-
Al-khazer for Construction Materials	IKHC	1,100	0.9	2.75	3,025	2.6	1.9%	-11.3%	2.75	0.00	3,194	3.14	1.95	m.d.	38.4	3.1	2.7	-	-	-67	79	976	1,110	-
Kirkuk for Producing	IKFP	744	0.6	2.37	1,763	1.5	0.0%	-8.5%	2.37	0.00	13,872	2.75	2.36	m.d.	m.d.	22.4	20.4	-	-	-52	7	79	87	-
Modern Paint Industries	IMPI	9,214	7.9	5.00	46,069	39.4	0.0%	30.2%	5.29	0.00	128,979	5.60	1.50	m.d.	m.d.	4.1	4.6	-	-	-522	-1,132	11,105	9,980	-
National Metallic Industries and Bicycles	IMIB	5,000	4.3	2.62	13,100	11.2	0.8%	-3.0%	2.65	0.00	4,523	3.00	1.70	7.4	80.0	1.5	1.8	7.5%	10.0%	1,772	164	8,475	7,200	-
Ready Made Clothes	IRMC	956	0.8	3.10	2,964	2.5	-3.1%	28.6%	3.10	0.00	1,083	3.88	2.00	8.6	m.d.	3.5	5.7	40.0%	10.0%	345	-415	849	519	-
Iraqi for Carton Manufactures	IICM	3,795	3.2	1.50	5,693	4.9	0.0%	2.7%	1.50	0.00	12,304	2.35	1.22	m.d.	m.d.	m.d.	14.8	-	-	-962	-677	-215	385	-
Modern Construction Materials Industry	IMCM	3,747	3.2	1.13	4,234	3.6	-0.9%	-5.8%	1.14	0.00	2,705	1.61	0.80	m.d.	m.d.	3.0	2.3	-	-	-74	-367	1,431	1,846	-
Nationality Household Furniture Industry	IHFH	1,260	1.1	1.59	2,003	1.7	0.0%	-4.2%	0.00	0.00	0	1.85	1.35	m.d.	32.0	1.4	1.4	-	-	-236	63	1,385	1,465	-
Total					497,790	425.5					8,258,792													

Source: Iraq Stock Exchange

Performance of Traded Shares

Code	Paid-in Capital		Closing Price	Market Cap		Wk. Closing % Change	YTD % Change	Intra Week		Wk. Turnover (ID'000)	52 Week		P/E		P/BV		Dividend (%)		Net Profit (ID mn)		BV (ID mn)		Note
	(ID mn)	(\$ mn)		(ID mn)	(\$ mn)			High	Low		High	Low	FY08	FY09	FY08	FY09	2008*	2009**	FY08	FY09	FY08	FY09	
Hotel & Tourism Sector																							
HPAL	4,470	3.8	19.80	88,506	75.6	1.0%	1.0%	19.95	0.00	201,732	22.00	14.00	m.d.	m.d.	22.8	30.8	-	-	-724	-1,159	3,876	2,873	-
HISH	1,500	1.3	35.75	53,625	45.8	-0.7%	-0.7%	36.00	0.00	39,759	37.00	18.00	m.d.	m.d.	30.2	57.1	-	-	-887	-863	1,776	940	-
HBAY	1,350	1.2	41.50	56,025	47.9	-1.2%	2.2%	42.00	0.00	34,502	46.58	13.00	m.d.	m.d.	m.d.	153.2	-	-	-540	-158	243	366	-
HBAG	1,922	1.6	19.45	37,383	32.0	2.4%	-1.3%	19.60	0.00	57,736	23.00	3.00	m.d.	m.d.	16.4	25.9	-	-	-531	-833	2,278	1,445	-
HNTI	2,755	2.4	21.01	57,883	49.5	0.0%	2.5%	21.15	0.00	65,497	25.50	10.00	139.9	111.7	18.2	15.2	-	-	414	518	3,184	3,817	-
HASH	376	0.3	13.00	4,893	4.2	4.0%	0.0%	13.00	0.00	40,334	14.65	9.00	m.d.	m.d.	19.1	19.1	-	-	-37	-12	256	256	-
HTVM	40	0.0	35.00	1,400	1.2	0.0%	-3.6%	35.00	0.00	476	39.00	3.00	m.d.	m.d.	m.d.	m.d.	150.0%	-	-62	-100	-42	-135	-
HKAR	1,620	1.4	5.45	8,829	7.5	-2.7%	-6.0%	5.45	0.00	1,183	7.13	4.75	m.d.	m.d.	9.7	5.1	-	-	22	-1	907	1,715	-
HMAN	2,923	2.5	38.00	111,074	94.9	1.3%	-1.0%	38.25	0.00	41,656	45.20	22.00	m.d.	98.8	47.3	31.9	-	-	114	1,124	2,346	3,482	-
HSAD	708	0.6	45.50	32,214	27.5	1.1%	-11.7%	45.50	0.00	15,925	51.50	3.00	m.d.	94.0	48.8	31.9	-	-	3	343	660	1,011	-
Total				451,831	386.2					498,800													
Agriculture Sector																							
ATHP	2,400	2.1	0.40	960	0.8	0.0%	0.0%	0.00	0.00	0	0.00	0.00	2.7	2.3	1.0	1.7	-	-	350	423	981	558	Out of Trade
AMAP	540	0.5	1.28	691	0.6	2.4%	-12.3%	1.28	0.00	1,929	2.18	0.98	16.8	24.7	0.2	0.2	-	-	41	28	2,969	2,939	-
AAHP	575	0.5	0.90	518	0.4	0.0%	-18.2%	0.00	0.00	0	1.12	0.78	m.d.	m.d.	0.9	1.1	-	-	-65	-81	565	483	Suspended
AMEF	300	0.3	21.00	6,300	5.4	0.0%	5.0%	21.05	0.00	7,198	25.80	2.00	121.0	72.4	15.0	12.2	20.0%	-	52	87	420	514	-
AISP	2,000	1.7	3.36	6,720	5.7	0.0%	34.4%	0.00	0.00	0	4.15	1.49	m.d.	29.2	14.0	9.2	-	-	-514	230	481	734	Suspended
AIPM	3,750	3.2	7.00	26,250	22.4	-5.4%	0.0%	7.35	0.00	36,900	9.90	5.25	m.d.	m.d.	4.7	4.8	-	-	-665	-194	5,573	5,455	-
AIRP	360	0.3	5.05	1,818	1.6	-3.8%	8.6%	5.05	0.00	152	5.25	3.60	19.6	18.3	2.4	2.0	-	20.0%	93	99	764	931	-
Total				43,257	37.0					46,179													
Grand Total				4,369,656	3,734.7					20,605,292													

* Dividend distributed in 2008 from 2007 year-end profit.

** Dividend distributed in 2009 from 2008 year-end profit.

Source: Iraq Stock Exchange

Note: "Suspended" companies are not trading due to General Assembly Meeting or ISX / ISC Instructions.

"Out of Trade" companies are not trading, because they haven't completed the procedures to start electronic trading yet.