

For any inquiries, contact:

Research

Aysegul Ozge Ozgur

aozgur@rabeesecurities.com

Trading

trading@rabeesecurities.com

Address: 903/14/19

Karada

Baghdad-Iraq

Tel: +964 1 7180 696

info@rabeesecurities.com

RS Bloomberg page: <RSIQ>

DISCLAIMER

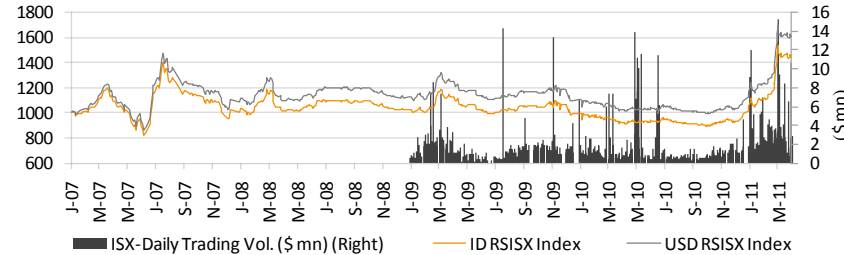
This publication may not be reproduced, modified, or re-disseminated in whole or in part without the prior written permission of Rabee Securities. The information provided herein is of a general nature and for informational purposes only and is not intended to serve as an offer or solicitation with respect to the purchase or sale of any security, or as a recommendation to adopt any particular trading strategy. Such information is subject to change without prior notice. Although Rabee Securities obtains information from sources it considers reliable, Rabee Securities makes no representations or warranties, express or implied, as to the information's accuracy or completeness. Furthermore, such information may be incomplete or condensed. Rabee Securities, its affiliates, directors, employees, assigns, agents, and successors bear no liability for any errors or omissions in this publication or for any losses arising from the use of or reliance upon this information. This limitation on liability applies to direct, indirect, consequential, special, punitive, or other damages, as well as damages for loss of profits or business interruption. Investors shall bear all responsibility for investment decisions taken on the basis of the contents of this report. Rabee Securities strongly advises potential investors to seek financial guidance when determining whether an investment is appropriate to their needs. All estimates included in this report constitute Rabee Securities' opinion as of the date published on the report and are subject to change without notice.

Weekly Bulletin

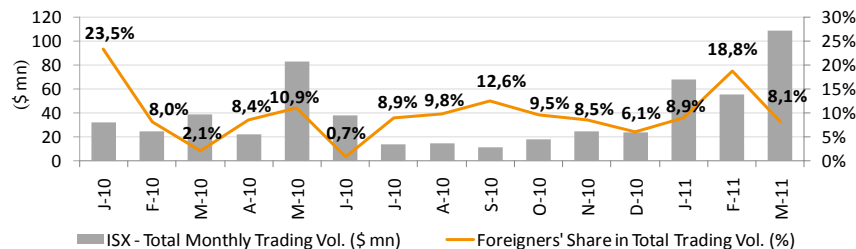
Weekly Value Traded

ID21,760,492, 000

Rabee Securities (RS) Index - RSISX Index



Total Monthly Trading Vol. (\$ mn) & Share of Foreign Transaction in Total T. Vol. (%)



Best Performers - Weekly

Code	Price (ID)	Price Chn/w
AMEF	25.000	15.7%
NHAM	1.650	10.0%
VQUF	0.880	8.6%
BDFD	0.940	4.4%
BUOI	1.080	3.8%

Worst Performers - Weekly

Code	Price (ID)	Price Chn/w
SILT	8.610	-40.8%
SAEI	3.020	-9.9%
SBMC	1.800	-7.7%
AMAP	1.300	-7.1%
BEFI	1.280	-6.6%

RSISX Index Vs. Neighbour Market S.E.

Market	Index Close	Weekly Chg.	YTD Chg.
IRAQ (RSISX)	1,451	0.9%	46.5%
EGYPT	closed	-	-
KUWAIT	6,348	0.8%	-7.9%
SAUDI	6,575	0.2%	-1.2%
MUSCAT	6,309	2.3%	-9.7%
QATAR	8,669	2.5%	-4.4%
DUBAI	1,555	0.0%	-3.3%
ABUDHABI	2,597	-0.4%	-3.2%
BAHRAIN	1,411	-0.9%	-0.8%
TURKEY	68,093	3.6%	3.3%
IRAN	25,885	5.7%	28.1%

Top 5 Traded Volume - Weekly

Code	Price (ID)	Trading Vol. (ID mn)/w	Trad. Vol. (\$mn)/w
BUND	2.730	9,018	7.7
SILT	8.610	3,809	3.3
BIME	1.630	2,007	1.7
BNOR	3.020	1,079	0.9
BMFI	1.390	667	0.6

By the end of the week, 46 companies were able to trade in this session, and 16 companies were unable to do so mainly due to their General Assembly Meeting or ISX / ISC Instructions.

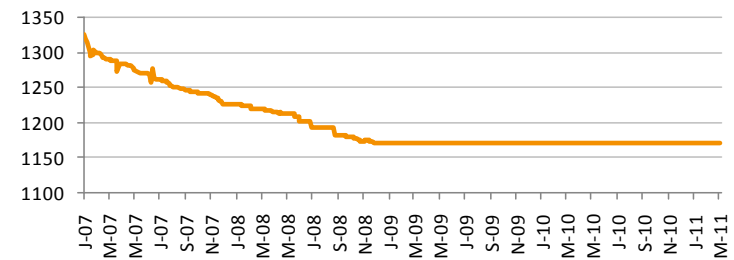
The dinar remained stable for the week, trading at 1170 to the dollar. Volumes for the week reached ID21.8bln (\$18.6mn), and the numbers of shares

traded reached 8.8bln, with the banking sector experiencing the highest volume and turnover.

Foreigners executed total 654 transactions this week. They executed 600 buying transactions amounted at ID3.0bln (\$2.6mn) and 54 selling transaction amounted at ID84mn (\$72ths). Thus, net purchases of foreigners reached ID3.0bln (\$2.5mn), while their share in total trading volume was 7.2%.

Iraqi Dinar Value

1USD=1170



News from Iraq

Politics

- Iraq's Prime Minister, Nouri al-Maliki, has received a phone call on Wednesday night from U.S. Vice-President, Jo Biden, during which both sides discussed the implementation of the Security Agreement concluded between both countries, as well as the current development in the Region. (Aswat al-Iraq)
- Iraq's Deputy Prime Minister Saleh al-Mutlaq discussed on Wednesday with Finish trade minister economic relations between the two countries. (Zawya)
- The opposition parties in Kurdistan called on Tuesday to dissolve the government of Barham Saleh and to form an interim government. (Aswat Al-Iraq)
- Nouri al-Maliki received on Monday in Baghdad ambassadors of the EU countries, urging them to activate their role in reconstruction operations in Iraq. (Aswat Al-Iraq)
- Egyptian Prime Minister Essam Sharaf will take part in the Arab summit, scheduled in Baghdad mid May, a member of the parliament's foreign relations commission said on Monday. (Aswat Al-Iraq)

Economics

- The sixth Iraq Telecoms Conference organized by the CWC Group will bring together the key decision makers in Iraq's Telecoms market. The Conference will take place on the 25-27 of October in Istanbul, Turkey and will build on the success of Iraq Telecoms 2010, which gathered together 36 speakers, over 300 senior telecoms industry experts, and 21 sponsoring companies. (Iraq Directory)
- A high-profile Spanish delegation headed by the Spanish Economic Minister is expected to visit Kurdistan next week to boost relations with the region. (Zawya)
- Kuwait is carrying out talks to import Iraqi gas through international companies, the Kuwait-based Al-Jarida newspaper reported on Wednesday. (Aswat Al-Iraq)
- Iraq's electricity ministry has shortlisted two private Iraqi companies (Mass Global Investment Co. and Kar Group) to build 1250MW power plant for a \$1.0bln in the southern Basra governorate, a spokesman for the ministry said Wednesday. (Zawya)

ISX -Company Announcements

- Al-Ayaam Financial Investment (VAYF) will hold GA on April 16, 2011 to discuss the annual financial reports of 2010. ISX will suspend trading of VAYF shares starting April 9, 2011.
- Babylon Bank (BBAY) will hold GA on April 13, 2011 to discuss the capital increase through 15.443% bonus issue and 84.557% rights issue. ISX suspended trading of BBAY shares starting April 6, 2011.
- Iraqi Middle East Investment Bank (BIME) resumed trading on April 4, 2011. The Company hasn't increased its capital.
- Iraqi Land Transport (SILT) resumed trading on April 4th, 2011 after completing the capital increase process from ID3.4bln (\$2.9mn) to ID10.0bln (\$8.5mn) through 91.827% bonus issue and 53.324% rights issue.

Performance of Traded Shares

	Code	Paid-in Capital		Closing Price	Market Cap		Wk. Closing % Change	YTD % Change	Intra Week		Wk. Turnover (ID'000)	52 Week		P/E		P/BV		Dividend (%)		Net Profit (ID mn)		BV (ID mn)		Note
		(ID mn)	(\$ mn)		(ID mn)	(\$ mn)			High	Low		High	Low	FY08	FY09	FY08	FY09	2008*	2009**	FY08	FY09	FY08	FY09	
Banking Sector																								
Commercial Bank of Iraq	BCOI	60,000	51.3	1.39	83,400	71.3	0.0%	0.0%	0.00	0.00	0	1.55	1.31	47.7	21.8	1.2	1.0	-	-	1,749	3,832	67,053	84,151	Suspended
Bank of Baghdad	BBOB	100,000	85.5	2.94	294,000	251.3	-0.3%	64.2%	2.95	2.88	436,076	3.15	1.30	13.7	18.6	3.1	2.7	-	-	21,417	15,802	93,342	109,170	-
Iraqi Islamic Bank	BIIB	51,192	43.8	0.91	46,585	39.8	-1.1%	1.1%	0.94	0.90	110,953	1.00	0.75	m.d.	92.1	1.8	0.9	-	-	-325	506	25,436	51,658	-
Iraqi Middle East Investment Bank	BIIME	100,000	85.5	1.63	163,000	139.3	3.8%	48.2%	1.70	1.61	2,007,385	1.81	0.80	11.7	13.9	2.6	2.2	-	-	13,952	11,707	63,840	75,547	-
Investment Bank of Iraq	BIBI	75,020	64.1	1.16	87,023	74.4	-1.7%	-6.5%	1.20	1.15	551,428	1.32	1.09	10.8	18.9	1.8	1.4	-	-	8,083	4,595	47,046	62,522	-
National Bank of Iraq	BNOI	50,000	42.7	0.91	45,500	38.9	0.0%	12.3%	0.00	0.00	0	1.01	0.78	14.5	77.6	1.5	0.9	-	-	3,135	586	31,081	51,767	Suspended
Credit Bank of Iraq	BROI	100,000	85.5	3.00	300,000	256.4	2.7%	22.4%	3.05	2.93	73,056	3.24	1.65	17.4	39.5	3.2	2.7	-	-	17,194	7,592	93,070	111,913	-
Dar Essalaam Investment Bank	BDSI	72,000	61.5	6.50	468,000	400.0	-3.0%	6.6%	6.70	6.50	22,120	6.80	5.00	27.2	47.4	7.8	7.2	-	-	17,196	9,880	59,854	65,036	-
Sumer Commerical Bank	BSUC	85,000	72.6	0.85	72,250	61.8	0.0%	4.9%	0.00	0.00	0	0.92	0.80	83.5	14.2	1.5	1.2	-	-	865	5,091	49,752	59,249	Suspended
Babylon Bank	BBAY	50,000	42.7	1.00	50,000	42.7	2.0%	14.9%	1.01	0.98	461,299	1.10	0.85	9.0	13.7	1.3	0.9	-	-	5,537	3,657	39,636	55,363	Suspended
Economy Bank for Investment	BEFI	76,000	65.0	1.28	97,280	83.1	-6.6%	-1.5%	1.37	1.28	74,101	1.67	1.28	6.8	15.2	2.2	1.2	-	-	14,295	6,387	43,519	84,589	-
Gulf Commercial Bank	BGUC	56,990	48.7	1.08	61,549	52.6	-1.8%	20.0%	1.10	1.08	406,792	1.29	0.84	4.1	7.7	1.5	1.0	-	-	15,112	7,957	41,050	60,055	-
Warka Bank for Investment	BWAI	75,000	64.1	1.26	94,500	80.8	0.0%	0.0%	0.00	0.00	0	0.00	0.00	5.7	3.4	1.2	1.0	-	-	16,691	27,999	80,140	94,950	Suspended
Mosul Bank	BMFI	50,000	42.7	1.39	69,500	59.4	-6.1%	52.7%	1.48	1.34	667,191	1.49	0.87	10.8	8.6	1.9	1.1	-	-	6,449	8,071	37,157	60,836	-
Union Bank of Iraq	BUOI	50,000	42.7	1.08	54,000	46.2	3.8%	20.0%	1.09	1.04	53,817	1.15	0.80	37.9	19.3	1.9	1.0	-	-	1,425	2,795	27,959	54,016	-
North Bank	BNOR	125,000	106.8	3.02	377,500	322.6	1.7%	51.0%	3.05	2.92	1,079,058	3.32	1.85	26.3	21.2	3.2	3.0	-	9.2%	14,370	17,816	117,821	126,685	-
Kurdistan International Bank	BKUI	100,000	85.5	1.62	162,000	138.5	-1.8%	14.1%	1.65	1.62	77,969	1.95	1.22	14.3	12.2	2.4	2.1	-	-	11,313	13,233	66,601	77,934	-
Ashur Bank	BASH	66,700	57.0	0.98	65,366	55.9	-2.0%	11.4%	1.01	0.98	269,064	1.18	0.82	6.9	6.6	1.1	0.9	-	-	9,469	9,846	59,561	69,303	-
Mansour Bank	BMNS	75,000	64.1	1.75	131,250	112.2	0.0%	25.0%	0.00	0.00	0	1.88	1.17	12.2	30.1	1.7	1.6	-	-	10,718	4,356	76,255	81,006	Suspended
United Bank for Investment	BUND	150,000	128.2	2.73	409,500	350.0	1.9%	55.1%	2.78	2.67	9,017,562	2.95	1.50	m.d.	29.2	17.3	3.6	-	-	-711	14,025	23,646	112,678	-
Dijla and Furat Bank	BDFD	50,000	42.7	0.94	47,000	40.2	4.4%	32.4%	0.94	0.90	89,310	1.10	0.69	26.0	8.9	0.9	0.8	-	-	1,806	5,254	50,101	55,355	-
Total					3,179,203	2,717.3					15,397,180													
Insurance Sector																								
Al-Ameen Insurance	NAME	1,000	0.9	1.65	1,650	1.4	0.0%	22.2%	1.65	1.65	1,568	1.83	1.05	5.6	11.5	1.1	1.0	-	-	297	143	1,519	1,645	-
Dar Essalaam Insurance	NDSA	2,200	1.9	5.20	11,440	9.8	0.0%	19.5%	5.20	5.20	20,541	5.25	1.40	54.3	53.9	4.3	4.0	-	10.0%	211	212	2,630	2,891	-
Ahiya Insurance	NAHF	1,508	1.3	1.70	2,564	2.2	0.0%	50.4%	1.70	1.70	9,734	1.83	1.05	14.0	11.6	1.4	1.3	-	-	183	221	1,786	1,998	-
Al-Hamraa Insurance	NHAM	1,500	1.3	1.65	2,475	2.1	10.0%	10.0%	1.65	1.65	825	1.65	0.92	4.3	7.4	1.9	1.5	-	-	572	335	1,332	1,646	-
Gulf Insurance and Reinsurance	NGIR	1,000	0.9	1.44	1,440	1.2	0.0%	0.0%	0.00	0.00	0	2.00	1.10	90.3	40.9	1.4	1.3	-	-	16	35	1,064	1,095	Suspended
Total					19,569	16.7					32,668													
Investment Sector																								
Al-Kheir Financial Investment	VKHF	7,000	6.0	0.55	3,850	3.3	3.8%	41.0%	0.55	0.53	15,780	0.60	0.37	6.6	49.1	0.5	0.5	-	-	587	78	7,854	7,933	-
Al-Ameen Financial Investment	VAMF	750	0.6	0.85	638	0.5	0.0%	-5.6%	0.00	0.00	0	0.90	0.85	m.d.	14.7	1.2	1.0	-	-	-275	43	545	670	-
Al-Ayaam Financial Investment	VAYF	400	0.3	1.00	400	0.3	0.0%	0.0%	0.00	0.00	0	1.00	1.00	169.8	7.7	1.7	1.0	-	-	2	52	242	383	Suspended
AL-Wiaam Financial Investment	VWIF	1,250	1.1	1.70	2,125	1.8	0.0%	-12.8%	1.70	1.70	22,100	2.70	1.70	m.d.	5.9	1.6	1.3	-	-	-34	361	1,357	1,630	-
Mesopotamia Investment	VMES	1,000	0.9	0.90	900	0.8	0.0%	-10.0%	0.00	0.00	0	1.00	0.90	112.5	124.3	0.9	0.9	-	-	8	7	968	975	-
Al-Qum'a for Financial Investment	VQVF	1,000	0.9	0.88	880	0.8	8.6%	8.6%	0.88	0.80	5,520	1.50	0.80	m.d.	21.2	1.7	1.6	-	-	-10	42	533	564	-
Al-Khaima Financial Investment	VKHA	400	0.3	1.00	400	0.3	0.0%	0.0%	0.00	0.00	0	1.00	1.00	116.5	4.9	1.4	0.9	-	-	3	82	295	455	-
Al-Zawraa for Financial Investment	VZAF	1,000	0.9	1.05	1,050	0.9	0.0%	-4.5%	1.05	1.05	203	1.12	0.75	23.1	52.5	1.0	0.9	-	-	46	20	1,100	1,129	-
AL- Batek for Financial Investment	VBAT	1,000	0.9	0.92	920	0.8	0.0%	-1.1%	0.00	0.00	0	1.00	0.92	11.0	13.9	0.9	0.9	7.8%	8.0%	84	66	1,041	1,044	-
Total					11,163	9.5					43,603													

Source: Iraq Stock Exchange

Performance of Traded Shares

	Code	Paid-in Capital		Closing Price	Market Cap		Wk. Closing % Change	YTD % Change	Intra Week		Wk. Turnover (ID'000)	52 Week		P/E		P/BV		Dividend (%)		Net Profit (ID mn)		BV (ID mn)		Note
		(ID mn)	(\$ mn)		(ID mn)	(\$ mn)			High	Low		High	Low	FY08	FY09	FY08	FY09	2008*	2009**	FY08	FY09	FY08	FY09	
Services Sector																								
Kharkh Tour Amusement City	SKTA	99	0.1	14.25	1,411	1.2	0.0%	1.8%	14.25	14.10	40,391	17.95	7.80	m.d.	176.0	10.1	9.5	-	-	1	8	139	148	-
Mosul for Funfairs	SMOF	230	0.2	27.00	6,197	5.3	0.0%	-11.5%	27.00	26.75	14,328	41.00	19.25	30.5	18.2	15.8	8.5	50.0%	-	203	340	393	729	-
Mamoura Realestate Investment	SMRI	11,726	10.0	3.10	36,351	31.1	2.0%	34.2%	3.17	3.00	401,019	3.52	1.20	37.0	33.0	4.9	4.3	-	-	981	1,101	7,372	8,529	-
Al-Ameen Estate Investment	SAEI	6,960	5.9	3.02	21,019	18.0	-9.9%	-1.3%	3.02	3.02	2,899	3.75	1.55	m.d.	m.d.	3.0	3.0	-	-	-5	-37	6,994	7,001	-
AL-Nukhba General Contracting	SNUC	1,600	1.4	4.00	6,400	5.5	-4.8%	14.3%	4.00	4.00	500	4.20	1.45	20.6	31.8	3.2	3.4	-	20.0%	310	201	1,977	1,858	-
Iraqi Land Transport	SILT	10,000	8.5	8.61	86,100	73.6	-40.8%	-40.8%	9.29	7.69	3,808,717	15.90	7.69	49.6	26.0	8.5	7.2	-	-	1,734	3,317	10,088	11,908	-
Baghdad Passengers Transport	SBPT	160	0.1	24.00	3,840	3.3	0.0%	-4.0%	24.00	23.00	3,580	30.00	23.00	m.d.	11.1	13.7	6.2	-	10.0%	14	346	281	623	-
Iraqi for General Transportation	SIGT	1,500	1.3	7.21	10,815	9.2	0.0%	0.0%	0.00	0.00	0	0.00	0.00	m.d.	m.d.	m.d.	m.d.	32.0%	-	n.a.	n.a.	n.a.	n.a.	Suspended
AL-Badia General Trans	SBAG	1,350	1.2	13.10	17,685	15.1	-1.5%	-1.1%	13.30	12.75	41,039	23.00	9.70	13.0	17.1	7.6	5.4	50.0%	50.0%	1,356	1,033	2,326	3,260	-
Baghdad Motor cars Servicing	SBMC	1,080	0.9	1.80	1,944	1.7	-7.7%	4.0%	1.90	1.80	13,722	4.23	1.25	m.d.	m.d.	10.1	m.d.	-	-	-38	n.a.	193	n.a.	-
Total					191,761	163.9					4,326,195													
Industry Sector																								
Nineveh Food Industries	INFI	3,600	3.1	1.04	3,744	3.2	0.0%	-5.5%	0.00	0.00	0	3.54	1.00	m.d.	m.d.	1.2	1.3	-	-	n.a.	n.a.	3,010	2,897	-
Al-Mansour Pharmaceuticals Industries	IMAP	2,500	2.1	4.20	10,498	9.0	0.0%	52.2%	0.00	0.00	0	4.35	2.00	38.6	29.5	4.4	3.6	9.0%	-	272	356	2,390	2,894	Suspended
Modern Sewing	IMOS	1,800	1.5	0.74	1,332	1.1	0.0%	0.0%	0.00	0.00	0	1.18	0.72	m.d.	m.d.	1.0	1.2	-	-	-229	-160	1,293	1,152	Suspended
Iraqi For Tufted Carpets & Floor	IITC	500	0.4	4.55	2,275	1.9	0.9%	-5.2%	4.55	4.51	561	5.85	0.67	12.1	9.0	1.4	1.3	25.0%	25.0%	188	253	1,609	1,763	-
Northern Soft Drinks and Mineral Water	INSD	31,875	27.2	0.68	21,675	18.5	-2.9%	-2.9%	0.70	0.68	61,739	0.91	0.52	m.d.	m.d.	0.7	0.7	-	-	95	-1,557	32,995	31,438	-
Eastern Brewery	IEAB	8,845	7.6	0.77	6,811	5.8	0.0%	0.0%	0.00	0.00	0	0.99	0.75	m.d.	m.d.	2.3	m.d.	-	-	-118	n.a.	2,923	n.a.	Suspended
Baghdad for Packing Materials	IBPM	270	0.2	9.00	2,430	2.1	0.0%	9.8%	0.00	0.00	0	9.50	7.25	162.2	m.d.	7.7	8.2	-	-	15	-18	315	295	-
Modern Chemical Industries	IMCI	60	0.1	55.00	3,300	2.8	0.0%	0.0%	55.00	55.00	293	69.00	55.00	75.2	44.0	11.5	10.9	100.0%	100.0%	44	75	287	302	-
Baghdad Soft Drinks	IBSD	125,000	106.8	1.76	220,000	188.0	-2.8%	60.0%	1.83	1.74	509,048	1.97	1.05	m.d.	37.9	2.0	1.8	-	-	-39	5,803	107,611	122,638	-
Iraqi Date Processing and Marketing	IIDP	6,337	5.4	2.00	12,674	10.8	0.0%	0.0%	0.00	0.00	0	0.00	0.00	m.d.	m.d.	1.7	m.d.	-	-	-787	n.a.	7,435	n.a.	Suspended
Al -Hilal Industries	IHLI	12,375	10.6	1.22	15,098	12.9	-1.6%	5.2%	1.25	1.20	64,022	1.34	0.90	m.d.	m.d.	m.d.	161.5	-	-	-2,153	-1,034	-561	93	-
The Light Industries	ITLI	16,800	14.4	1.23	20,664	17.7	-1.6%	6.0%	1.24	1.20	68,200	2.07	0.89	m.d.	m.d.	7.9	3.6	-	-	-3,167	-3,450	2,624	5,686	-
National Chemical & Plastic Industries	INCP	7,594	6.5	4.43	33,640	28.8	-3.7%	3.0%	4.65	4.30	60,185	5.05	1.27	m.d.	m.d.	5.1	5.8	-	-	-2,248	-1,188	6,620	5,838	-
Electronic Industries	IELI	12,000	10.3	3.16	37,920	32.4	0.0%	0.0%	0.00	0.00	0	5.00	5.00	m.d.	m.d.	m.d.	m.d.	-	-	n.a.	n.a.	n.a.	n.a.	Suspended
AL- Kindi for Production of Veterinary	IKLV	2,400	2.1	2.90	6,960	5.9	-1.7%	0.3%	2.93	2.90	56,193	3.71	1.74	m.d.	18.4	4.8	2.3	-	-	32	378	1,463	3,072	-
Fallujah Construction Materials	IFCM	1,080	0.9	3.06	3,305	2.8	-1.3%	-18.4%	3.15	3.04	142,480	4.18	2.46	m.d.	53.6	8.2	3.9	-	-	-115	62	403	848	-
Iraqi Engineering Works	IIEW	1,000	0.9	3.45	3,450	2.9	-1.4%	-2.8%	3.50	3.45	2,308	4.00	2.00	115.7	m.d.	4.1	4.0	25.0%	-	30	2	849	870	-
Al -khazer for Construction Materials	IKHC	1,100	0.9	2.75	3,025	2.6	-1.8%	-11.3%	2.75	2.75	3,495	3.14	1.95	m.d.	38.4	3.1	2.7	-	-	-67	79	976	1,110	-
Kirkuk for Producing	IKFP	744	0.6	2.24	1,667	1.4	-4.7%	-13.5%	2.35	2.12	21,041	2.75	2.12	m.d.	m.d.	21.2	19.2	-	-	-52	7	79	87	-
Modern Paint Industries	IMPI	9,214	7.9	4.95	45,608	39.0	-1.0%	28.9%	5.00	4.95	21,454	5.60	1.50	m.d.	m.d.	4.1	4.6	-	-	-522	-1,132	11,105	9,980	-
National Metallic Industries and Bicycles	IMIB	5,000	4.3	2.55	12,750	10.9	-3.8%	-5.6%	2.65	2.53	6,927	3.00	1.70	7.2	77.9	1.5	1.8	7.5%	10.0%	1,772	164	8,475	7,200	-
Ready Made Clothes	IRMC	956	0.8	3.15	3,011	2.6	-3.1%	30.7%	3.20	3.15	13,356	3.88	2.00	8.7	m.d.	3.5	5.8	40.0%	10.0%	345	-415	849	519	-
Iraqi for Carton Manufacturies	IICM	3,795	3.2	1.45	5,503	4.7	-3.3%	-0.7%	1.48	1.45	15,373	2.35	1.22	m.d.	m.d.	m.d.	14.3	-	-	-962	-677	-215	385	-
Modern Construction Materials Industry	IMCM	3,747	3.2	1.13	4,234	3.6	-1.7%	-5.8%	1.15	1.12	7,639	1.61	0.80	m.d.	m.d.	3.0	2.3	-	-	-74	-367	1,431	1,846	-
Nationality Household Furniture Industry	IHFH	1,260	1.1	1.52	1,915	1.6	-1.9%	-8.4%	1.55	1.52	4,309	1.85	1.35	m.d.	30.6	1.4	1.3	-	-	-236	63	1,385	1,465	-
Total					483,489	413.2					1,058,624													

Source: Iraq Stock Exchange

Performance of Traded Shares

Code	Paid-in Capital		Closing Price	Market Cap		Wk. Closing % Change	YTD % Change	Intra Week		Wk. Turnover (ID'000)	52 Week		P/E		P/BV		Dividend (%)		Net Profit (ID mn)		BV (ID mn)		Note	
	(ID mn)	(\$ mn)		(ID mn)	(\$ mn)			High	Low		High	Low	FY08	FY09	FY08	FY09	2008*	2009**	FY08	FY09	FY08	FY09		
Hotel & Tourism Sector																								
Palestine Hotel	HPAL	4,470	3.8	19.10	85,377	73.0	-3.0%	-2.6%	19.70	19.10	44,061	22.00	14.00	m.d.	m.d.	22.0	29.7	-	-	-724	-1,159	3,876	2,873	-
Ishtar Hotels	HISH	1,500	1.3	36.00	54,000	46.2	2.1%	0.0%	36.30	35.25	272,107	37.00	18.00	m.d.	m.d.	30.4	57.5	-	-	-887	-863	1,776	940	-
Babylon Hotel	HBAY	1,350	1.2	42.00	56,700	48.5	-1.2%	3.4%	42.80	42.00	37,157	46.58	13.00	m.d.	m.d.	m.d.	155.1	-	-	-540	-158	243	366	-
Baghdad Hotel	HBAG	1,922	1.6	19.15	36,806	31.5	-0.3%	-2.8%	19.60	19.15	65,682	21.50	3.00	m.d.	m.d.	16.2	25.5	-	-	-531	-833	2,278	1,445	-
National for Tourist Investments	HNTI	2,755	2.4	21.75	59,921	51.2	0.7%	6.1%	22.60	21.50	49,397	25.50	10.00	144.9	115.7	18.8	15.7	-	-	414	518	3,184	3,817	-
Ashour Hotel	HASH	376	0.3	13.30	5,006	4.3	-0.7%	2.3%	13.50	13.00	23,549	14.65	9.00	m.d.	m.d.	19.5	19.6	-	-	-37	-12	256	256	-
Tourist Village of Mosul dam	HTVM	40	0.0	33.00	1,320	1.1	-2.9%	-9.1%	34.00	33.00	2,140	39.00	3.00	m.d.	m.d.	m.d.	m.d.	150.0%	-	-62	-100	-42	-135	-
Karbala Hotels	HKAR	1,620	1.4	5.50	8,910	7.6	-2.1%	-5.2%	5.61	5.49	74,760	7.13	4.75	m.d.	m.d.	9.8	5.2	-	-	22	-1	907	1,715	-
AL-Mansour Hotel	HMAN	2,923	2.5	40.00	116,920	99.9	2.6%	4.2%	40.25	40.00	120,212	45.20	22.00	m.d.	104.0	49.8	33.6	-	-	114	1,124	2,346	3,482	-
Al-Sadeer Hotel	HSAD	708	0.6	44.75	31,683	27.1	-1.6%	-13.1%	46.00	44.75	32,359	51.50	3.00	m.d.	92.4	48.0	31.3	-	-	3	343	660	1,011	-
Total					456,643	390.3					721,423													
Agriculture Sector																								
AL-Therar for Agricultural Production	ATHP	2,400	2.1	0.40	960	0.8	0.0%	0.0%	0.00	0.00	0	0.00	0.00	2.7	2.3	1.0	1.7	-	-	350	423	981	558	Out of Trade
The Modern for Animal Agricultural Prod.	AMAP	540	0.5	1.30	702	0.6	-7.1%	-11.0%	1.30	1.30	2,655	2.18	0.98	17.1	25.0	0.2	0.2	-	-	41	28	2,969	2,939	-
Al-Ahlyia for Agricultural	AAHP	575	0.5	0.90	518	0.4	0.0%	-18.2%	0.00	0.00	0	1.12	0.78	m.d.	m.d.	0.9	1.1	-	-	-65	-81	565	483	Suspended
Middle East for Production - Fish	AMEF	300	0.3	25.00	7,500	6.4	15.7%	25.0%	25.30	21.60	70,280	25.80	2.00	144.0	86.2	17.9	14.6	20.0%	-	52	87	420	514	-
Iraqi for Seed Production	AISP	2,000	1.7	3.36	6,720	5.7	0.0%	34.4%	0.00	0.00	0	4.15	1.49	m.d.	29.2	14.0	9.2	-	-	-514	230	481	734	Suspended
Iraqi For Meat production and marketing	AIPM	3,750	3.2	7.00	26,250	22.4	-0.7%	0.0%	7.05	6.95	106,341	9.90	5.25	m.d.	m.d.	4.7	4.8	-	-	-665	-194	5,573	5,455	-
Iraqi Agricultural Products Marketng	AIRP	360	0.3	5.00	1,800	1.5	-1.0%	7.5%	5.00	5.00	1,524	5.25	3.60	19.4	18.1	2.4	1.9	-	20.0%	93	99	764	931	-
Total					44,450	38.0					180,799													
Grand Total					4,386,277	3,749.0					21,760,492													

* Dividend distributed in 2008 from 2007 year-end profit.

** Dividend distributed in 2009 from 2008 year-end profit.

Source: Iraq Stock Exchange

Note: "Suspended" companies are not trading due to General Assembly Meeting or ISX / ISC Instructions.

"Out of Trade" companies are not trading, because they haven't completed the procedures to start electronic trading yet.