

For any inquiries, contact:

Research

Aysegul Ozge Ozgur

aozgur@rabeesecurities.com

Trading

trading@rabeesecurities.com

Address: 903/14/19

Karada

Baghdad-Iraq

Tel: +964 1 7180 696

info@rabeesecurities.com

RS Bloomberg page: <RSIQ>

DISCLAIMER

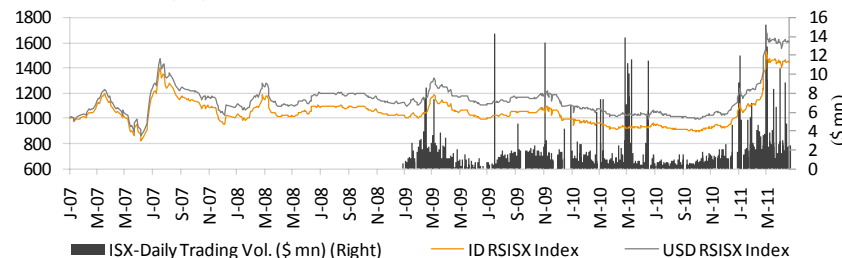
This publication may not be reproduced, modified, or re-disseminated in whole or in part without the prior written permission of Rabee Securities. The information provided herein is of a general nature and for informational purposes only and is not intended to serve as an offer or solicitation with respect to the purchase or sale of any security, or as a recommendation to adopt any particular trading strategy. Such information is subject to change without prior notice. Although Rabee Securities obtains information from sources it considers reliable, Rabee Securities makes no representations or warranties, express or implied, as to the information's accuracy or completeness. Furthermore, such information may be incomplete or condensed. Rabee Securities, its affiliates, directors, employees, assigns, agents, and successors bear no liability for any errors or omissions in this publication or for any losses arising from the use of or reliance upon this information. This limitation on liability applies to direct, indirect, consequential, special, punitive, or other damages, as well as damages for loss of profits or business interruption. Investors shall bear all responsibility for investment decisions taken on the basis of the contents of this report. Rabee Securities strongly advises potential investors to seek financial guidance when determining whether an investment is appropriate to their needs. All estimates included in this report constitute Rabee Securities' opinion as of the date published on the report and are subject to change without notice.

Weekly Bulletin

Weekly Value Traded

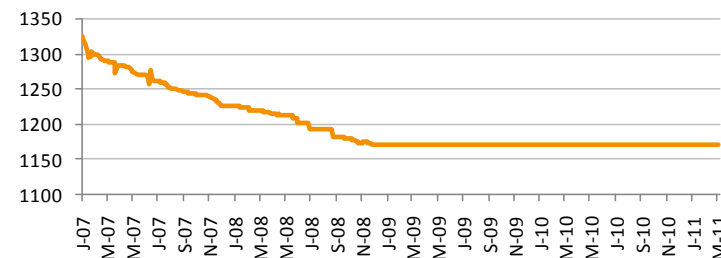
ID12,967,466, 000

Rabee Securities (RS) Index - RSISX Index

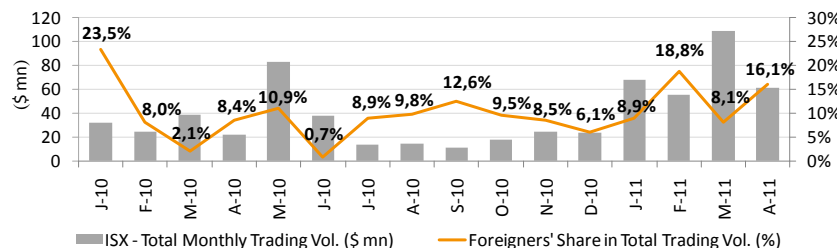


Iraqi Dinar Value

1USD=1170



Total Monthly Trading Vol. (\$ mn) & Share of Foreign Transaction in Total T. Vol. (%)



Best Performers - Weekly

Code	Price (ID)	Price Chn/w
SMOF	32.000	14.3%
VWIF	2.550	13.3%
AMAP	1.500	11.1%
BKUI	1.800	7.8%
INSD	0.740	7.2%

Worst Performers - Weekly

Code	Price (ID)	Price Chn/w
VAMF	0.730	-8.8%
AMEF	23.000	-8.0%
BDFD	0.900	-7.2%
IFCM	2.850	-5.9%
HISH	35.000	-5.4%

RSISX Index Vs. Neighbour Market S.E.

Market	Index Close	Weekly Chg.	YTD Chg.
IRAQ (RSISX)	1,446	0.0%	46.0%
EGYPT	5,004	0.2%	-25.3%
KUWAIT	6,522	1.2%	-5.4%
SAUDI	6,724	2.3%	1.0%
MUSCAT	6,335	-0.3%	-9.3%
QATAR	8,548	-1.1%	-5.7%
DUBAI	1,634	-2.8%	1.5%
ABUDHABI	2,696	-0.6%	0.4%
BAHRAIN	1,405	0.3%	-1.3%
TURKEY	69,250	0.8%	5.0%
IRAN	25,782	-2.6%	27.6%

Top 5 Traded Volume - Weekly

Code	Price (ID)	Trading Vol. (ID mn)/w	Trad. Vol. (\$mn)/w
BNOR	2.910	1,962	1.7
BBOB	2.950	1,439	1.2
BIIB	1.000	1,108	0.9
IBSD	1.850	1,047	0.9
BIME	1.570	961	0.8

By the end of the week, 52 companies were able to trade in this session, and 17 companies were unable to do so mainly due to their General Assembly Meeting or ISX / ISC Instructions.

The dinar remained stable for the week, trading at 1170 to the dollar. Volumes for the week reached ID13.0bln (\$11.1mn), and the numbers of shares

traded reached 7.1bln, with the banking sector experiencing the highest volume and turnover.

Foreigners executed total 800 transactions this week. They executed 710 buying transactions amounted at ID6.0bln (\$5.1mn) and 90 selling transaction amounted at ID668mn (\$571ths). Thus, net purchases of foreigners reached ID5.3bln (\$4.5mn), while their share in total trading volume was 25.6%.

News from Iraq

Politics

- The Deputy Secretary-General of the Arab League said that due to the gravity of the latest developments in a number of Arab states, the emergency meeting of Arab Foreign Ministers has been brought forward to May 5. (AKnews)
- A senior official in the Iraqi Ministry of Water Resources said on Thursday that it has asked the Council of Arab Water Ministers to put pressure on Turkey and Iran to sign international conventions to ensure the fair distribution of water flowing into Iraq through rivers shared by the neighboring states.
- Iraqi Prime Minister Nuri al-Maliki said Tuesday that he has not signed an agreement for the remaining 50,000 US troops stationed in Iraq to stay beyond their scheduled withdrawal at the end of the year. (Nooz)
- Iraq's Prime Minister, Nouri al-Maliki, has arrived in South-Korean capital, Seoul, on an official visit, accompanied by a number of cabinet ministers and officials, a statement by Maliki's media office said. (Aswat Al-Iraq)

Economics

- The latest Reuters reports reveal that South Korea has signed a new crude oil deal with Iraq for the provision of at least 250K bpd in an emergency situation. (AKnews)
- A senior official in the Iraqi Ministry of Oil said on Wednesday that investors are being invited to contribute to the development of three large Iraqi oil refineries with an overall production capacity of 150K bpd. (AKnews)
- ExxonMobil Iraq Limited is contributing ID1.2bln (US\$1mn) to equip petroleum engineering laboratories at the University of Basra to be used by students seeking careers in Iraq's oil and gas industry. (Aswat Al-Iraq)
- The chairman of the investment board in Babel (100 km) south of Baghdad said Tuesday that the National Organization of investment in cooperation with the economic development of OECD agreed to identify six proposed areas of investment in a number of Iraqi provinces, including Babel. (Zawya)

ISX -Company Announcements

- Dar Essalaam Investment Bank (BDSI) will hold the annual GA Meeting on May 9, 2011 to discuss the capital increase through 38.8% rights issue to ID100bln (\$85.5mn) according to the Iraqi Central Bank instructions. ISX will suspend trading of BDSI shares starting May 2nd, 2011.
- Mamoura Real Estate Investment (SMRI) will hold the Annual General Assembly Meeting (AGM) on May 16, 2011 to discuss the annual financial report for the fiscal year ended December 31, 2010, the cash dividend ratio and the capital increase through bonus issue. ISX will suspend trading of SMRI shares on May 9, 2011.
- Tourist Village of Mosul Dam (HTVM) will hold AGM on May 18, 2011 to discuss the financial report for the fiscal year ended December 31, 2010 and the current status of the company. ISX will suspend the trading of HTVM shares on May 11, 2011.

Performance of Traded Shares

	Code	Paid-in Capital (ID mn) (\$ mn)		Closing Price	Market Cap (ID mn) (\$ mn)		Wk. Closing % Change	YTD % Change	Intra Week High Low		Wk. Turnover (ID'000)	52 Week High Low		P/E		P/BV		Dividend (%)		Net Profit (ID mn)		BV (ID mn)		Note	
															FY08	FY09	FY08	FY09	2008*	2009**	FY08	FY09	FY08	FY09	
Banking Sector																									
Commercial Bank of Iraq	BCOI	60,000	51.3	1.39	83,400	71.3	0.0%	0.0%	0.00	0.00	0	1.55	1.32	47.7	21.8	1.2	1.0	-	-	1,749	3,832	67,053	84,151	Suspended	
Bank of Baghdad	BBOB	100,000	85.5	2.95	295,000	252.1	-0.3%	64.8%	2.96	2.94	1,439,086	3.15	1.30	13.8	18.7	3.2	2.7	-	-	21,417	15,802	93,342	109,170	-	
Iraqi Islamic Bank	BIIB	51,192	43.8	1.00	51,192	43.8	0.0%	11.1%	1.01	1.00	1,107,597	1.01	0.75	m.d.	101.2	2.0	1.0	-	-	-325	506	25,436	51,658	-	
Iraqi Middle East Investment Bank	BIME	100,000	85.5	1.57	157,000	134.2	-1.9%	42.7%	1.59	1.54	961,107	1.81	0.80	11.3	13.4	2.5	2.1	-	-	13,952	11,707	63,840	75,547	-	
Investment Bank of Iraq	BIBI	75,020	64.1	1.11	83,272	71.2	0.0%	-10.5%	1.14	1.09	705,082	1.32	1.09	10.3	18.1	1.8	1.3	-	-	8,083	4,595	47,046	62,522	-	
National Bank of Iraq	BNOI	50,000	42.7	0.91	45,500	38.9	0.0%	12.3%	0.00	0.00	0	1.01	0.78	14.5	77.6	1.5	0.9	-	-	3,135	586	31,081	51,767	Suspended	
Credit Bank of Iraq	BROI	100,000	85.5	3.15	315,000	269.2	-2.2%	28.6%	3.25	3.15	50,711	3.25	1.65	18.3	41.5	3.4	2.8	-	-	17,194	7,592	93,070	111,913	-	
Dar Essalaam Investment Bank	BDSI	72,000	61.5	6.45	464,400	396.9	-0.8%	5.7%	6.50	6.43	597,998	6.80	5.00	27.0	47.0	7.8	7.1	-	-	17,196	9,880	59,854	65,036	-	
Sumer Commerical Bank	BSUC	85,000	72.6	0.85	72,250	61.8	0.0%	4.9%	0.00	0.00	0	0.92	0.80	83.5	14.2	1.5	1.2	-	-	865	5,091	49,752	59,249	Suspended	
Babylon Bank	BBAY	50,000	42.7	1.00	50,000	42.7	0.0%	14.9%	0.00	0.00	0	1.10	0.85	9.0	13.7	1.3	0.9	-	-	5,537	3,657	39,636	55,363	Suspended	
Economy Bank for Investment	BEFI	76,000	65.0	1.32	100,320	85.7	6.5%	1.5%	1.32	1.25	57,815	1.67	1.20	7.0	15.7	2.3	1.2	-	-	14,295	6,387	43,519	84,589	-	
Gulf Commercial Bank	BGUC	56,990	48.7	0.98	55,850	47.7	-3.9%	8.9%	1.03	0.98	558,071	1.29	0.84	3.7	7.0	1.4	0.9	-	-	15,112	7,957	41,050	60,055	-	
Warka Bank for Investment	BWAI	75,000	64.1	1.26	94,500	80.8	0.0%	0.0%	0.00	0.00	0	0.00	0.00	5.7	3.4	1.2	1.0	-	-	16,691	27,999	80,140	94,950	Suspended	
Mosul Bank	BMFI	50,000	42.7	1.30	65,000	55.6	2.4%	42.9%	1.30	1.25	107,453	1.49	0.87	10.1	8.1	1.7	1.1	-	-	6,449	8,071	37,157	60,836	-	
Union Bank of Iraq	BUOI	50,000	42.7	1.06	53,000	45.3	1.0%	17.8%	1.06	1.04	27,063	1.15	0.80	37.2	19.0	1.9	1.0	-	-	1,425	2,795	27,959	54,016	-	
North Bank	BNOR	125,000	106.8	2.91	363,750	310.9	-1.7%	45.5%	2.96	2.91	1,961,984	3.32	1.85	25.3	20.4	3.1	2.9	-	9.2%	14,370	17,816	117,821	126,685	-	
Kurdistan International Bank	BKUI	100,000	85.5	1.80	180,000	153.8	7.8%	26.8%	1.86	1.68	228,517	1.95	1.22	15.9	13.6	2.7	2.3	-	-	11,313	13,233	66,601	77,934	-	
Ashur Bank	BASH	66,700	57.0	1.00	66,700	57.0	0.0%	13.6%	1.00	0.99	82,542	1.11	0.82	7.0	6.8	1.1	1.0	-	-	9,469	9,846	59,561	69,303	-	
Mansour Bank	BMNS	75,000	64.1	1.75	131,250	112.2	0.0%	25.0%	0.00	0.00	0	1.88	1.17	12.2	30.1	1.7	1.6	-	-	10,718	4,356	76,255	81,006	Suspended	
United Bank for Investment	BUND	150,000	128.2	2.71	406,500	347.4	0.0%	54.0%	2.73	2.68	493,326	2.95	1.50	m.d.	29.0	17.2	3.6	-	-	-711	14,025	23,646	112,678	-	
Dijla and Furat Bank	BDFD	50,000	42.7	0.90	45,000	38.5	-7.2%	26.8%	0.98	0.90	61,104	1.10	0.69	24.9	8.6	0.9	0.8	-	-	1,806	5,254	50,101	55,355	-	
Total					3,178,884	2,717.0					8,439,457														
Insurance Sector																									
Al-Ameen Insurance	NAME	1,000	0.9	1.71	1,710	1.5	6.9%	26.7%	1.71	1.60	8,329	1.83	1.06	5.8	11.9	1.1	1.0	-	-	297	143	1,519	1,645	-	
Dar Essalaam Insurance	NDSA	2,200	1.9	5.10	11,220	9.6	0.0%	17.2%	0.00	0.00	0	5.25	1.99	53.3	52.9	4.3	3.9	-	10.0%	211	212	2,630	2,891	-	
Ahliya Insurance	NAHF	1,508	1.3	1.66	2,503	2.1	0.0%	46.9%	1.66	1.66	1,660	1.83	1.05	13.6	11.3	1.4	1.3	-	-	183	221	1,786	1,998	-	
Al-Hamraa Insurance	NHAM	1,500	1.3	2.25	3,375	2.9	3.2%	50.0%	2.25	2.25	4,433	2.25	0.92	5.9	10.1	2.5	2.1	-	-	572	335	1,332	1,646	-	
Gulf Insurance and Reinsurance	NGIR	1,000	0.9	1.44	1,440	1.2	0.0%	0.0%	0.00	0.00	0	2.00	1.10	90.3	40.9	1.4	1.3	-	-	16	35	1,064	1,095	Suspended	
Total					20,248	17.3					14,422														
Investment Sector																									
Al-Kheir Financial Investment	VKHF	7,000	6.0	0.57	3,990	3.4	3.6%	46.2%	0.58	0.56	9,543	0.58	0.37	6.8	50.8	0.5	0.5	-	-	587	78	7,854	7,933	-	
Al-Ameen Financial Investment	VAMF	750	0.6	0.73	548	0.5	-8.8%	-18.9%	0.73	0.73	779	0.90	0.73	m.d.	12.6	1.0	0.8	-	-	-275	43	545	670	-	
Al-Ayaam Financial Investment	VAYF	400	0.3	1.00	400	0.3	0.0%	0.0%	0.00	0.00	0	0.00	0.00	169.8	7.7	1.7	1.0	-	-	2	52	242	383	-	
AL-Wiaam Financial Investment	VWIF	1,250	1.1	2.55	3,188	2.7	13.3%	30.8%	2.55	2.30	8,122	2.70	1.70	m.d.	8.8	2.3	2.0	-	-	-34	361	1,357	1,630	-	
Mesopotamia Investment	VMES	1,000	0.9	0.90	900	0.8	0.0%	-10.0%	0.00	0.00	0	1.00	0.90	112.5	124.3	0.9	0.9	-	-	8	7	968	975	-	
Al-Qum'a for Financial Investment	VQUF	1,000	0.9	1.62	1,620	1.4	-2.4%	100.0%	1.80	1.62	1,386	1.80	0.80	m.d.	39.0	3.0	2.9	-	-	-10	42	533	564	-	
Al-Khaima Financial Investment	VKHA	400	0.3	1.00	400	0.3	0.0%	0.0%	0.00	0.00	0	1.00	1.00	116.5	4.9	1.4	0.9	-	-	3	82	295	455	Suspended	
Al-Zawraa for Financial Investment	VZAF	1,000	0.9	1.05	1,050	0.9	1.0%	-4.5%	1.05	1.04	1,357	1.12	0.75	23.1	52.5	1.0	0.9	-	-	46	20	1,100	1,129	-	
AL- Batek for Financial Investment	VBAT	1,000	0.9	0.92	920	0.8	0.0%	-1.1%	0.00	0.00	0	1.00	0.92	11.0	13.9	0.9	0.9	7.8%	8.0%	84	66	1,041	1,044	-	
Total					13,015	11.1					21,186														

Source: Iraq Stock Exchange

Performance of Traded Shares

Code	Paid-in Capital		Closing Price	Market Cap		Wk. Closing % Change	YTD % Change	Intra Week		Wk. Turnover (ID'000)	52 Week		P/E		P/BV		Dividend (%)		Net Profit (ID mn)		BV (ID mn)		Note	
	(ID mn)	(\$ mn)		(ID mn)	(\$ mn)			High	Low		High	Low	FY08	FY09	FY08	FY09	2008*	2009**	FY08	FY09	FY08	FY09		
Services Sector																								
Kharkh Tour Amusement City	SKTA	99	0.1	18.40	1,822	1.6	0.0%	31.4%	0.00	0.00	0	20.84	7.80	m.d.	m.d.	13.1	12.3	-	-	1	8	139	148	Suspended
Mosul for Funfairs	SMOF	230	0.2	32.00	7,344	6.3	14.3%	4.9%	32.00	28.50	22,389	41.00	19.25	36.2	21.6	18.7	10.1	50.0%	-	203	340	393	729	-
Mamoura Real Estate Investment	SMRI	11,726	10.0	3.50	41,041	35.1	5.4%	51.5%	3.51	3.35	579,140	3.55	1.20	41.8	37.3	5.6	4.8	-	-	981	1,101	7,372	8,529	-
Al-Ameen Estate Investment	SAEI	6,960	5.9	3.20	22,272	19.0	-3.6%	4.6%	3.25	3.01	63,625	3.75	1.55	m.d.	m.d.	3.2	3.2	-	-	-5	-37	6,994	7,001	-
AL-Nukhba General Contracting	SNUC	1,600	1.4	3.70	5,920	5.1	-5.1%	5.7%	3.75	3.70	12,963	4.20	1.45	19.1	29.4	3.0	3.2	-	20.0%	310	201	1,977	1,858	-
Iraqi Land Transport	SILT	10,000	8.5	7.77	77,700	66.4	-3.6%	-46.6%	8.10	7.75	932,716	15.90	7.69	44.8	23.4	7.7	6.5	-	-	1,734	3,317	10,088	11,908	-
Baghdad Passengers Transport	SBPT	160	0.1	26.50	4,240	3.6	1.9%	6.0%	27.00	26.50	3,394	27.00	23.00	m.d.	12.3	15.1	6.8	-	10.0%	14	346	281	623	-
Iraqi for General Transportation	SIGT	1,500	1.3	7.21	10,815	9.2	0.0%	0.0%	0.00	0.00	0	0.00	0.00	m.d.	m.d.	m.d.	m.d.	32.0%	-	n.a.	n.a.	n.a.	n.a.	Suspended
AL-Badia General Trans	SBAG	1,350	1.2	13.65	18,428	15.8	0.7%	3.0%	14.10	13.65	76,941	15.55	9.70	13.6	17.8	7.9	5.7	50.0%	50.0%	1,356	1,033	2,326	3,260	-
Baghdad Motor cars Servicing	SBMC	1,080	0.9	1.80	1,944	1.7	-4.8%	4.0%	1.90	1.80	10,728	4.23	1.73	m.d.	m.d.	10.1	m.d.	-	-	-38	n.a.	193	n.a.	-
Total					191,525	163.7					1,701,895													
Industry Sector																								
Nineveh Food Industries	INFI	3,600	3.1	0.95	3,420	2.9	-1.0%	-13.6%	0.95	0.95	4,460	3.54	0.95	m.d.	m.d.	1.1	1.2	-	-	n.a.	n.a.	3,010	2,897	-
Al-Mansour Pharmaceuticals Industries	IMAP	2,500	2.1	4.20	10,498	9.0	0.0%	52.2%	0.00	0.00	0	4.35	2.00	38.6	29.5	4.4	3.6	9.0%	-	272	356	2,390	2,894	Suspended
Modern Sewing	IMOS	1,800	1.5	0.74	1,332	1.1	0.0%	0.0%	0.00	0.00	0	1.18	0.72	m.d.	m.d.	1.0	1.2	-	-	-229	-160	1,293	1,152	Suspended
Iraqi For Tufted Carpets & Floor	IITC	500	0.4	4.80	2,400	2.1	3.2%	0.0%	4.95	4.50	6,225	5.85	4.00	12.7	9.5	1.5	1.4	25.0%	25.0%	188	253	1,609	1,763	-
Northern Soft Drinks and Mineral Water	INSD	31,875	27.2	0.74	23,588	20.2	7.2%	5.7%	0.80	0.69	824,962	0.91	0.52	m.d.	m.d.	0.7	0.8	-	-	95	-1,557	32,995	31,438	-
Eastern Brewery	IEAB	8,845	7.6	0.77	6,811	5.8	0.0%	0.0%	0.00	0.00	0	0.99	0.75	m.d.	m.d.	2.3	m.d.	-	-	-118	n.a.	2,923	n.a.	Suspended
Baghdad for Packing Materials	IBPM	270	0.2	17.00	4,590	3.9	0.0%	107.3%	0.00	0.00	0	17.50	7.50	m.d.	m.d.	14.6	15.6	-	-	15	-18	315	295	Suspended
Modern Chemical Industries	IMCI	60	0.1	55.00	3,300	2.8	0.0%	0.0%	0.00	0.00	0	69.00	55.00	75.2	44.0	11.5	10.9	100.0%	100.0%	44	75	287	302	-
Baghdad Soft Drinks	IBSD	125,000	106.8	1.85	231,250	197.6	2.2%	68.2%	1.86	1.80	1,046,530	1.97	1.05	m.d.	39.8	2.1	1.9	-	-	-39	5,803	107,611	122,638	-
Iraqi Date Processing and Marketing	IIDP	6,337	5.4	2.00	12,674	10.8	0.0%	0.0%	0.00	0.00	0	0.00	0.00	m.d.	m.d.	1.7	m.d.	-	-	-787	n.a.	7,435	n.a.	Suspended
Al-Hilal Industries	IHLI	12,375	10.6	1.20	14,850	12.7	-1.6%	3.4%	1.21	1.20	17,305	1.34	0.90	m.d.	m.d.	m.d.	158.9	-	-	-2,153	-1,034	-561	93	-
The Light Industries	ITLI	16,800	14.4	1.21	20,328	17.4	-0.8%	4.3%	1.22	1.20	56,693	2.07	0.89	m.d.	m.d.	7.7	3.6	-	-	-3,167	-3,450	2,624	5,686	-
National Chemical & Plastic Industries	INCP	7,594	6.5	4.60	34,931	29.9	-3.2%	7.0%	4.75	4.45	68,871	5.05	1.27	m.d.	m.d.	5.3	6.0	-	-	-2,248	-1,188	6,620	5,838	-
Electronic Industries	IELI	12,000	10.3	3.16	37,920	32.4	0.0%	0.0%	0.00	0.00	0	5.00	5.00	m.d.	m.d.	m.d.	m.d.	-	-	n.a.	n.a.	n.a.	n.a.	Suspended
AL-Kindi for Production of Veterinary	IKLV	2,400	2.1	2.92	7,008	6.0	-1.4%	1.0%	2.95	2.92	12,226	3.71	1.74	m.d.	18.5	4.8	2.3	-	-	32	378	1,463	3,072	-
Fallujah Construction Materials	IFCM	1,080	0.9	2.85	3,078	2.6	-5.9%	-24.0%	3.03	2.85	63,277	4.18	2.46	m.d.	49.9	7.6	3.6	-	-	-115	62	403	848	-
Iraqi Engineering Works	IIEW	1,000	0.9	3.51	3,510	3.0	0.3%	-1.1%	3.51	3.50	4,826	4.00	2.00	117.7	m.d.	4.1	4.0	25.0%	-	30	2	849	870	-
Al-khazer for Construction Materials	IKHC	1,100	0.9	2.75	3,025	2.6	0.0%	-11.3%	2.75	2.75	743	3.14	1.95	m.d.	38.4	3.1	2.7	-	-	-67	79	976	1,110	-
Kirkuk for Producing	IKFP	744	0.6	2.25	1,674	1.4	-0.4%	-13.1%	2.30	2.25	9,238	2.75	2.12	m.d.	m.d.	21.3	19.3	-	-	-52	7	79	87	-
Modern Paint Industries	IMPI	9,214	7.9	5.01	46,161	39.5	0.2%	30.5%	5.05	5.00	199,165	5.60	1.50	m.d.	m.d.	4.2	4.6	-	-	-522	-1,132	11,105	9,980	-
National Metallic Industries and Bicycles	IMIB	5,000	4.3	2.50	12,500	10.7	-1.2%	-7.4%	2.52	2.45	38,629	3.00	1.70	7.1	76.3	1.5	1.7	7.5%	10.0%	1,772	164	8,475	7,200	-
Ready Made Clothes	IRMC	956	0.8	3.42	3,270	2.8	-2.3%	41.9%	3.50	3.42	6,876	3.88	2.00	9.5	m.d.	3.9	6.3	40.0%	10.0%	345	-415	849	519	-
Iraqi for Carton Manufactures	IICM	3,795	3.2	1.47	5,579	4.8	-0.7%	0.7%	1.48	1.46	16,491	2.35	1.22	m.d.	m.d.	m.d.	14.5	-	-	-962	-677	-215	385	-
Modern Construction Materials Industry	IMCM	3,747	3.2	1.05	3,935	3.4	-4.5%	-12.5%	1.05	1.05	2,100	1.61	0.80	m.d.	m.d.	2.7	2.1	-	-	-74	-367	1,431	1,846	-
Nationality Household Furniture Industry	IHF1	1,260	1.1	1.45	1,827	1.6	-2.7%	-12.7%	1.45	1.45	624	1.85	1.35	m.d.	29.2	1.3	1.2	-	-	-236	63	1,385	1,465	-
Total					499,458	426.9					2,379,239													

Source: Iraq Stock Exchange

Performance of Traded Shares

Code	Paid-in Capital		Closing Price	Market Cap		Wk. Closing % Change	YTD % Change	Intra Week		Wk. Turnover (ID'000)	52 Week		P/E		P/BV		Dividend (%)		Net Profit (ID mn)		BV (ID mn)		Note	
	(ID mn)	(\$ mn)		(ID mn)	(\$ mn)			High	Low		High	Low	FY08	FY09	FY08	FY09	2008*	2009**	FY08	FY09	FY08	FY09		
Hotel & Tourism Sector																								
Palestine Hotel	HPAL	4,470	3.8	19.40	86,718	74.1	0.8%	-1.0%	19.40	19.00	32,403	22.00	14.00	m.d.	m.d.	22.4	30.2	-	-	-724	-1,159	3,876	2,873	-
Ishtar Hotels	HISH	1,500	1.3	35.00	52,500	44.9	-5.4%	-2.8%	37.00	35.00	5,383	37.00	18.00	m.d.	m.d.	29.6	55.9	-	-	-887	-863	1,776	940	-
Babylon Hotel	HBAY	1,350	1.2	40.00	54,000	46.2	-3.6%	-1.5%	40.00	40.00	12,973	46.58	13.00	m.d.	m.d.	m.d.	147.7	-	-	-540	-158	243	366	-
Baghdad Hotel	HBAG	1,922	1.6	19.25	36,999	31.6	0.8%	-2.3%	19.25	19.25	6,738	21.25	3.00	m.d.	m.d.	16.2	25.6	-	-	-531	-833	2,278	1,445	-
National for Tourist Investments	HNTI	2,755	2.4	21.05	57,993	49.6	-0.2%	2.7%	21.50	21.05	60,412	25.50	10.00	140.2	111.9	18.2	15.2	-	-	414	518	3,184	3,817	-
Ashour Hotel	HASH	376	0.3	12.98	4,885	4.2	-0.2%	-0.2%	13.00	12.51	16,614	14.65	9.00	m.d.	m.d.	19.1	19.1	-	-	-37	-12	256	256	-
Tourist Village of Mosul dam	HTVM	40	0.0	33.00	1,320	1.1	0.0%	-9.1%	33.00	33.00	31,367	39.00	3.00	m.d.	m.d.	m.d.	m.d.	150.0%	-	-62	-100	-42	-135	-
Karbala Hotels	HKAR	1,620	1.4	5.50	8,910	7.6	0.0%	-5.2%	5.50	5.50	1,309	7.13	4.75	m.d.	m.d.	9.8	5.2	-	-	22	-1	907	1,715	-
AL-Mansour Hotel	HMAN	2,923	2.5	42.25	123,497	105.6	3.6%	10.1%	42.50	41.10	169,911	45.20	22.00	m.d.	109.8	52.6	35.5	-	-	114	1,124	2,346	3,482	-
Al-Sadeer Hotel	HSAD	708	0.6	44.75	31,683	27.1	-2.1%	-13.1%	46.50	44.75	3,990	51.50	3.00	m.d.	92.4	48.0	31.3	-	-	3	343	660	1,011	-
Total					458,504	391.9					341,099													
Agriculture Sector																								
AL-Therar for Agricultural Production	ATHP	2,400	2.1	0.40	960	0.8	0.0%	0.0%	0.00	0.00	0	0.00	0.00	2.7	2.3	1.0	1.7	-	-	350	423	981	558	Out of Trade
The Modern for Animal Agricultural Prod.	AMAP	540	0.5	1.50	810	0.7	11.1%	2.7%	1.54	1.35	39,217	2.18	0.98	19.7	28.9	0.3	0.3	-	-	41	28	2,969	2,939	-
Al-Ahlyia for Agricultural	AAHP	575	0.5	0.90	518	0.4	-5.3%	-18.2%	0.90	0.90	22	1.12	0.78	m.d.	m.d.	0.9	1.1	-	-	-65	-81	565	483	-
Middle East for Production - Fish	AMEF	300	0.3	23.00	6,900	5.9	-8.0%	15.0%	25.00	23.00	2,901	25.80	2.00	132.5	79.3	16.4	13.4	20.0%	-	52	87	420	514	-
Iraqi for Seed Production	AISP	2,000	1.7	3.36	6,720	5.7	0.0%	34.4%	0.00	0.00	0	4.15	1.60	m.d.	29.2	14.0	9.2	-	-	-514	230	481	734	Suspended
Iraqi For Meat production and marketing	AIPM	3,750	3.2	7.05	26,438	22.6	-0.6%	0.7%	7.15	7.00	26,212	9.90	5.90	m.d.	m.d.	4.7	4.8	-	-	-665	-194	5,573	5,455	-
Iraqi Agricultural Products Marketing	AIRP	360	0.3	5.15	1,854	1.6	3.0%	10.8%	5.20	5.00	1,817	5.25	3.60	19.9	18.7	2.4	2.0	-	20.0%	93	99	764	931	-
Total					44,199	37.8					70,168													
Grand Total					4,405,834	3,765.7					12,967,466													

* Dividend distributed in 2008 from 2007 year-end profit.

** Dividend distributed in 2009 from 2008 year-end profit.

Source: Iraq Stock Exchange

Note: "Suspended" companies are not trading due to General Assembly Meeting or ISX / ISC Instructions.

"Out of Trade" companies are not trading, because they haven't completed the procedures to start electronic trading yet.