

For any inquiries, contact:

Research

Aysegul Ozge Ozgur

aozgur@rabeesecurities.com

Trading

trading@rabeesecurities.com

Address: 903/14/19

Karada

Baghdad-Iraq

Tel: +964 1 7180 696

info@rabeesecurities.com

RS Bloomberg page: <RSIQ>

DISCLAIMER

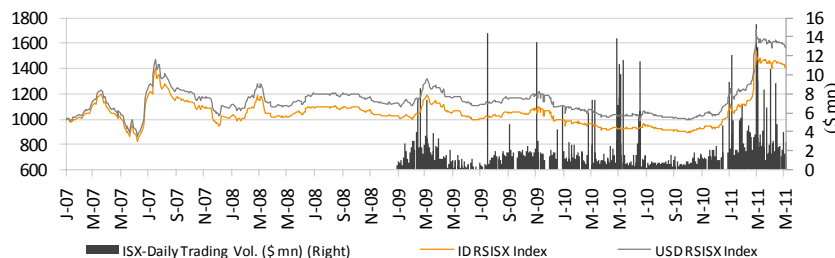
This publication may not be reproduced, modified, or re-disseminated in whole or in part without the prior written permission of Rabee Securities. The information provided herein is of a general nature and for informational purposes only and is not intended to serve as an offer or solicitation with respect to the purchase or sale of any security, or as a recommendation to adopt any particular trading strategy. Such information is subject to change without prior notice. Although Rabee Securities obtains information from sources it considers reliable, Rabee Securities makes no representations or warranties, express or implied, as to the information's accuracy or completeness. Furthermore, such information may be incomplete or condensed. Rabee Securities, its affiliates, directors, employees, assigns, agents, and successors bear no liability for any errors or omissions in this publication or for any losses arising from the use of or reliance upon this information. This limitation on liability applies to direct, indirect, consequential, special, punitive, or other damages, as well as damages for loss of profits or business interruption. Investors shall bear all responsibility for investment decisions taken on the basis of the contents of this report. Rabee Securities strongly advises potential investors to seek financial guidance when determining whether an investment is appropriate to their needs. All estimates included in this report constitute Rabee Securities' opinion as of the date published on the report and are subject to change without notice.

Weekly Bulletin

Weekly Value Traded

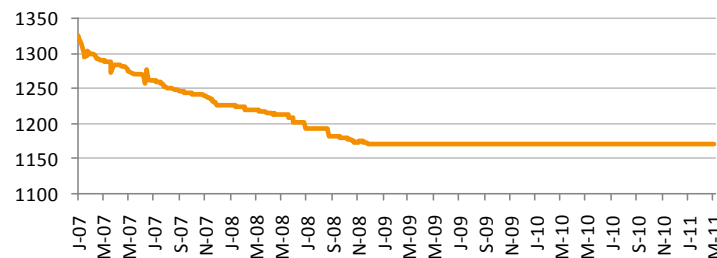
ID9,913,128,000

Rabee Securities (RS) Index - RSISX Index

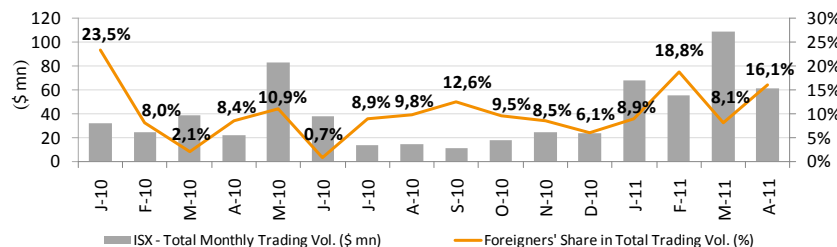


Iraqi Dinar Value

1USD=1170



Total Monthly Trading Vol. (\$ mn) & Share of Foreign Transaction in Total T. Vol. (%)



Best Performers - Weekly

Code	Price (ID)	Price Chn/w
NAME	2.290	25.8%
HASH	15.500	18.8%
AIRP	6.200	8.8%
SAEI	3.150	5.0%
AMEF	24.990	4.1%

Worst Performers - Weekly

Code	Price (ID)	Price Chn/w
AMAP	1.500	-11.8%
VKHF	0.550	-8.3%
VZAF	0.970	-7.6%
IKFP	1.980	-7.5%
SMOF	30.000	-6.8%

RSISX Index Vs. Neighbour Market S.E.

Market	Index Close	Weekly Chg.	YTD Chg.
IRAQ (RSISX)	1,409	-1.8%	42.2%
EGYPT	5,005	1.4%	-25.3%
KUWAIT	6,503	-0.2%	-5.7%
SAUDI	6,722	0.6%	1.0%
MUSCAT	6,158	-2.8%	-11.8%
QATAR	8,711	3.1%	-3.9%
DUBAI	1,597	-0.7%	-0.8%
ABUDHABI	2,673	-0.9%	-0.4%
BAHRAIN	1,382	-0.8%	-2.9%
TURKEY	64,585	-5.4%	-2.0%
IRAN	-	-	25.3%

Top 5 Traded Volume - Weekly

Code	Price (ID)	Trading Vol. (ID mn)/w	Trad. Vol. (\$mn)/w
BMFI	1.350	1,559	1.3
BIME	1.510	1,285	1.1
SILT	7.190	1,195	1.0
BBOB	2.960	1,189	1.0
BIIB	1.000	989	0.8

By the end of the week, 45 companies were able to trade in this session, and 17 companies were unable to do so mainly due to their General Assembly Meeting or ISX / ISC Instructions.

The dinar remained stable for the week, trading at 1170 to the dollar. Volumes for the week reached ID9.9bln (\$8.5mn), and the numbers of shares

traded reached 5.5bln, with the banking sector experiencing the highest volume and turnover.

Foreigners executed total 308 transactions this week. They executed 297 buying transactions amounted at ID2.7bln (\$2.3mn) and 11 selling transaction amounted at ID31mn (\$27ths). Thus, net purchases of foreigners reached ID2.6bln (\$2.3mn), while their share in total trading volume was 13.6%.

News from Iraq

Politics

- The U.S. has the desire to extend its military presence in Iraq for another 25 years, until the Islamic rule in Iran is toppled, an Ahrar MP declared on Friday. (Aswat Al-Iraq)
- Disputes continue among political blocs for Kirkuk ethnic groups, concentrating this time on the continued presence or departure of U.S. forces at the end of this year. (Aswat Al-Iraq)
- Al-Iraqiya Bloc MP member said that the question of security and defense nominees will remain unsolved even once the 100-day period elapses, due to political sharing, calling for "a feeling of responsibility to solve this crisis." (Aswat Al-Iraq)
- A Legislature of al-Iraqiya Coalition, led by former Prime Minister, Iyad Allawi, has expressed expectation that his Coalition would withdraw from the government, if the candidates for security cabinet posts, would be assigned without its approval. (Noozz)
- Visiting Russian Foreign Minister, Sergei Lavrov, has said in Baghdad on Tuesday that Russia supports the holding of the Arab Summit in Baghdad next year. (Aswat Al-Iraq)

Economics

- Iraqis are now officially allowed to transfer up to \$50,000 (ID60mn) per transaction in hard cash across the world, the Central Bank says. (Iraq-businessnews)
- KazMunaiGas has informed Iraq's Ministry of Oil that is withdrawing from negotiations on the Akkas gas field in Anbar province. (Iraq-businessnews)
- Discussions were held between Baghdad Governor Salah Abdul Razak and Electricity Minister Raad Shalal regarding the implementation of three power gas generators in Baghdad to improve the supply of electricity. (Aswat al-Iraq)

ISX –Company Announcements

- Economy Bank for Investment (BEFI) will hold AGM on May 31, 2011 to discuss the annual financial report for the fiscal year ended December 31, 2010, cash dividend ratio, capital increase through bonus issue and rights issue. ISX will suspend trading of BEFI shares on May 24, 2011.
- Investment Bank of Iraq (BIBI) will hold AGM on May 29, 2011 to discuss the annual financial report for the fiscal year ended December 31, 2010, the cash dividend ratio, the capital increase through 14.662% bonus issue and 18.635% rights issue. ISX will suspend trading of BIBI shares on May 22, 2011.
- Union Bank of Iraq (BUOI) will hold AGM meeting on May 25, 2011 to discuss the annual financial report for the fiscal year ended 2010, the cash dividend ratio, the capital increase by bonus issue and the incorporation between Mosul Bank (BMFI) and Union Bank of Iraq (BUOI). ISX will suspend trading of BUOI on May 18, 2011.
- Tourist Village of Mosul Dam (HTVM) will hold AGM on May 18, 2011 to discuss the financial report for the fiscal year ended December 31, 2010 and the current status of the company. ISX suspended trading of HTVM shares on May 11, 2011.

Performance of Traded Shares

Code	Paid-in Capital		Closing Price	Market Cap		Wk. Closing % Change	YTD % Change	Intra Week		Wk. Turnover (ID'000)	52 Week		P/E		P/BV		Dividend (%)		Net Profit (ID mn)		BV (ID mn)		Note	
	(ID mn)	(\$ mn)		(ID mn)	(\$ mn)			High	Low		High	Low	FY08	FY09	FY08	FY09	2008*	2009**	FY08	FY09	FY08	FY09		
Banking Sector																								
Commercial Bank of Iraq	BCOI	60,000	51.3	1.39	83,400	71.3	0.0%	0.0%	0.00	0.00	0	1.55	1.34	47.7	21.8	1.2	1.0	-	-	1,749	3,832	67,053	84,151	Suspended
Bank of Baghdad	BBOB	100,000	85.5	2.96	296,000	253.0	-1.3%	65.4%	3.00	2.96	1,189,136	3.15	1.30	13.8	18.7	3.2	2.7	-	-	21,417	15,802	93,342	109,170	-
Iraqi Islamic Bank	BIIB	51,192	43.8	1.00	51,192	43.8	0.0%	11.1%	1.00	0.97	988,965	1.01	0.75	m.d.	101.2	2.0	1.0	-	-	-325	506	25,436	51,658	-
Iraqi Middle East Investment Bank	BIIME	100,000	85.5	1.51	151,000	129.1	-1.3%	37.3%	1.55	1.50	1,285,327	1.81	0.80	10.8	12.9	2.4	2.0	-	-	13,952	11,707	63,840	75,547	-
Investment Bank of Iraq	BIBI	75,020	64.1	1.13	84,773	72.5	1.8%	-8.9%	1.15	1.12	574,878	1.32	1.09	10.5	18.4	1.8	1.4	-	-	8,083	4,595	47,046	62,522	-
National Bank of Iraq	BNOI	50,000	42.7	0.91	45,500	38.9	0.0%	12.3%	0.00	0.00	0	1.01	0.78	14.5	77.6	1.5	0.9	-	-	3,135	586	31,081	51,767	Suspended
Credit Bank of Iraq	BROI	100,000	85.5	3.22	322,000	275.2	3.9%	31.4%	3.22	3.13	48,827	3.25	1.65	18.7	42.4	3.5	2.9	-	-	17,194	7,592	93,070	111,913	-
Dar Essalaam Investment Bank	BDSI	72,000	61.5	6.45	464,400	396.9	0.0%	5.7%	0.00	0.00	0	6.80	5.00	27.0	47.0	7.8	7.1	-	-	17,196	9,880	59,854	65,036	Suspended
Sumer Commerical Bank	BSUC	85,000	72.6	0.85	72,250	61.8	0.0%	4.9%	0.00	0.00	0	0.92	0.80	83.5	14.2	1.5	1.2	-	-	865	5,091	49,752	59,249	Suspended
Babylon Bank	BBAY	50,000	42.7	1.00	50,000	42.7	0.0%	14.9%	0.00	0.00	0	1.10	0.85	9.0	13.7	1.3	0.9	-	-	5,537	3,657	39,636	55,363	Suspended
Economy Bank for Investment	BEFI	76,000	65.0	1.30	98,800	84.4	-3.0%	0.0%	1.34	1.30	35,546	1.67	1.20	6.9	15.5	2.3	1.2	-	-	14,295	6,387	43,519	84,589	-
Gulf Commercial Bank	BGUC	56,990	48.7	1.01	57,560	49.2	0.0%	12.2%	0.00	0.00	0	1.29	0.84	3.8	7.2	1.4	1.0	-	-	15,112	7,957	41,050	60,055	Suspended
Warka Bank for Investment	BWAI	75,000	64.1	1.26	94,500	80.8	0.0%	0.0%	0.00	0.00	0	0.00	0.00	5.7	3.4	1.2	1.0	-	-	16,691	27,999	80,140	94,950	Suspended
Mosul Bank	BMFI	50,000	42.7	1.35	67,500	57.7	3.8%	48.4%	1.35	1.25	1,559,157	1.49	0.87	10.5	8.4	1.8	1.1	-	-	6,449	8,071	37,157	60,836	-
Union Bank of Iraq	BUOI	50,000	42.7	1.02	51,000	43.6	-3.8%	13.3%	1.07	1.02	142,018	1.15	0.82	35.8	18.2	1.8	0.9	-	-	1,425	2,795	27,959	54,016	-
North Bank	BNOR	125,000	106.8	2.72	340,000	290.6	-5.2%	36.0%	2.87	2.72	479,793	3.32	1.85	23.7	19.1	2.9	2.7	-	9.2%	14,370	17,816	117,821	126,685	-
Kurdistan International Bank	BKUI	100,000	85.5	1.65	165,000	141.0	-3.5%	16.2%	1.73	1.65	27,782	1.95	1.22	14.6	12.5	2.5	2.1	-	-	11,313	13,233	66,601	77,934	-
Ashur Bank	BASH	66,700	57.0	1.02	68,034	58.1	2.0%	15.9%	1.02	0.99	169,540	1.11	0.82	7.2	6.9	1.1	1.0	-	-	9,469	9,846	59,561	69,303	-
Mansour Bank	BMNS	75,000	64.1	1.75	131,250	112.2	0.0%	25.0%	0.00	0.00	0	1.88	1.17	12.2	30.1	1.7	1.6	-	-	10,718	4,356	76,255	81,006	Suspended
United Bank for Investment	BUND	150,000	128.2	2.73	409,500	350.0	0.7%	55.1%	2.76	2.68	191,935	2.95	1.50	m.d.	29.2	17.3	3.6	-	-	-711	14,025	23,646	112,678	-
Dijla and Furat Bank	BDFD	50,000	42.7	0.90	45,000	38.5	-1.1%	26.8%	0.90	0.90	11,277	1.10	0.69	24.9	8.6	0.9	0.8	-	-	1,806	5,254	50,101	55,355	-
Total					3,148,659	2,691.2					6,704,182													
Insurance Sector																								
Al-Ameen Insurance	NAME	1,000	0.9	2.29	2,290	2.0	25.8%	69.6%	2.29	1.85	19,736	2.29	1.06	7.7	16.0	1.5	1.4	-	-	297	143	1,519	1,645	-
Dar Essalaam Insurance	NDSA	2,200	1.9	4.90	10,780	9.2	0.0%	12.6%	4.90	4.90	4,921	5.25	2.40	51.2	50.8	4.1	3.7	-	10.0%	211	212	2,630	2,891	-
Ahiya Insurance	NAHF	1,508	1.3	1.60	2,413	2.1	-3.6%	41.6%	1.66	1.60	12,210	1.83	1.05	13.1	10.9	1.4	1.2	-	-	183	221	1,786	1,998	-
Al-Hamraa Insurance	NHAM	1,500	1.3	2.25	3,375	2.9	0.0%	50.0%	0.00	0.00	0	2.25	0.92	5.9	10.1	2.5	2.1	-	-	572	335	1,332	1,646	-
Gulf Insurance and Reinsurance	NGIR	1,000	0.9	1.44	1,440	1.2	0.0%	0.0%	0.00	0.00	0	2.00	1.10	90.3	40.9	1.4	1.3	-	-	16	35	1,064	1,095	Suspended
Total					20,298	17.3					36,866													
Investment Sector																								
Al-Kheir Financial Investment	VKHF	7,000	6.0	0.55	3,850	3.3	-8.3%	41.0%	0.55	0.55	55	0.63	0.37	6.6	49.1	0.5	0.5	-	-	587	78	7,854	7,933	-
Al-Ameen Financial Investment	VAMF	750	0.6	0.73	548	0.5	0.0%	-18.9%	0.00	0.00	0	0.90	0.73	m.d.	12.6	1.0	0.8	-	-	-275	43	545	670	-
Al-Ayaam Financial Investment	VAYF	400	0.3	1.00	400	0.3	0.0%	0.0%	0.00	0.00	0	0.00	0.00	169.8	7.7	1.7	1.0	-	-	2	52	242	383	-
AL-Wiaam Financial Investment	VWIF	1,250	1.1	2.60	3,250	2.8	0.0%	33.3%	2.60	2.60	247,631	2.60	1.70	m.d.	9.0	2.4	2.0	-	-	-34	361	1,357	1,630	-
Mesopotamia Investment	VMES	1,000	0.9	0.90	900	0.8	0.0%	-10.0%	0.00	0.00	0	1.00	0.90	112.5	124.3	0.9	0.9	-	-	8	7	968	975	-
Al-Qum'a for Financial Investment	VQUF	1,000	0.9	1.65	1,650	1.4	-2.9%	103.7%	1.70	1.65	1,354	1.80	0.80	m.d.	39.7	3.1	2.9	-	-	-10	42	533	564	-
Al-Khaima Financial Investment	VKHA	400	0.3	1.00	400	0.3	0.0%	0.0%	0.00	0.00	0	1.00	1.00	116.5	4.9	1.4	0.9	-	-	3	82	295	455	-
Al-Zawraa for Financial Investment	VZAF	1,000	0.9	0.97	970	0.8	-7.6%	-11.8%	0.97	0.97	73	1.12	0.75	21.3	48.5	0.9	0.9	-	-	46	20	1,100	1,129	-
AL- Batek for Financial Investment	VBAT	1,000	0.9	0.92	920	0.8	0.0%	-1.1%	0.00	0.00	0	1.00	0.92	11.0	13.9	0.9	0.9	7.8%	8.0%	84	66	1,041	1,044	-
Total					12,888	11.0					249,113													

Source: Iraq Stock Exchange

Performance of Traded Shares

	Code	Paid-in Capital		Closing Price	Market Cap		Wk. Closing % Change	YTD % Change	Intra Week		Wk. Turnover (ID'000)	52 Week		P/E		P/BV		Dividend (%)		Net Profit (ID mn)		BV (ID mn)		Note
		(ID mn)	(\$ mn)		(ID mn)	(\$ mn)			High	Low		High	Low	FY08	FY09	FY08	FY09	2008*	2009**	FY08	FY09	FY08	FY09	
Services Sector																								
Kharkh Tour Amusement City	SKTA	99	0.1	18.40	1,822	1.6	0.0%	31.4%	0.00	0.00	0	20.84	7.80	m.d.	m.d.	13.1	12.3	-	-	1	8	139	148	Suspended
Mosul for Funfairs	SMOF	230	0.2	30.00	6,885	5.9	-6.8%	-1.6%	32.21	30.00	20,057	41.00	19.25	33.9	20.2	17.5	9.4	50.0%	-	203	340	393	729	-
Mamoura Realestate Investment	SMRI	11,726	10.0	3.50	41,041	35.1	-1.1%	51.5%	3.55	3.45	152,683	4.11	1.20	41.8	37.3	5.6	4.8	-	-	981	1,101	7,372	8,529	Suspended
Al-Ameen Estate Investment	SAEI	6,960	5.9	3.15	21,924	18.7	5.0%	2.9%	3.15	3.00	62,979	3.75	1.55	m.d.	m.d.	3.1	3.1	-	-	-5	-37	6,994	7,001	-
AL-Nukhba General Contracting	SNUC	1,600	1.4	3.75	6,000	5.1	1.4%	7.1%	3.75	3.70	5,106	4.20	1.45	19.3	29.8	3.0	3.2	-	20.0%	310	201	1,977	1,858	-
Iraqi Land Transport	SILT	10,000	8.5	7.19	71,900	61.5	-3.4%	-50.6%	7.86	7.00	1,195,412	15.90	7.00	41.5	21.7	7.1	6.0	-	-	1,734	3,317	10,088	11,908	-
Baghdad Passengers Transport	SBPT	160	0.1	27.00	4,320	3.7	1.9%	8.0%	27.50	27.00	950	27.50	23.00	m.d.	12.5	15.4	6.9	-	10.0%	14	346	281	623	-
Iraqi for General Transportation	SIGT	1,500	1.3	7.21	10,815	9.2	0.0%	0.0%	0.00	0.00	0	0.00	0.00	m.d.	m.d.	m.d.	m.d.	32.0%	-	n.a.	n.a.	n.a.	n.a.	Suspended
AL-Badia General Trans	SBAG	1,350	1.2	13.70	18,495	15.8	1.5%	3.4%	14.00	13.55	72,178	15.55	9.70	13.6	17.9	8.0	5.7	50.0%	50.0%	1,356	1,033	2,326	3,260	-
Baghdad Motor cars Servicing	SBMC	1,080	0.9	1.80	1,944	1.7	0.0%	4.0%	1.85	1.80	2,258	2.30	1.73	m.d.	m.d.	10.1	m.d.	-	-	-38	n.a.	193	n.a.	-
Total					185,146	158.2					1,511,623													
Industry Sector																								
Nineveh Food Industries	INFI	3,600	3.1	0.92	3,312	2.8	2.2%	-16.4%	0.92	0.90	1,132	3.54	0.90	m.d.	m.d.	1.1	1.1	-	-	n.a.	n.a.	3,010	2,897	-
Al-Mansour Pharmaceuticals Industries	IMAP	2,500	2.1	4.20	10,498	9.0	0.0%	52.2%	0.00	0.00	0	4.35	2.00	38.6	29.5	4.4	3.6	9.0%	-	272	356	2,390	2,894	Suspended
Modern Sewing	IMOS	1,800	1.5	0.74	1,332	1.1	0.0%	0.0%	0.00	0.00	0	1.18	0.72	m.d.	m.d.	1.0	1.2	-	-	-229	-160	1,293	1,152	Suspended
Iraqi For Tufted Carpets & Floor	IITC	500	0.4	4.61	2,305	2.0	-1.9%	-4.0%	4.70	4.60	589	5.85	4.00	12.2	9.1	1.4	1.3	25.0%	25.0%	188	253	1,609	1,763	-
Northern Soft Drinks and Mineral Water	INSD	31,875	27.2	0.70	22,313	19.1	-1.4%	0.0%	0.72	0.69	92,214	0.91	0.52	m.d.	m.d.	0.7	0.7	-	-	95	-1,557	32,995	31,438	-
Eastern Brewery	IEAB	8,845	7.6	0.77	6,811	5.8	0.0%	0.0%	0.00	0.00	0	0.90	0.75	m.d.	m.d.	2.3	m.d.	-	-	-118	n.a.	2,923	n.a.	Suspended
Baghdad for Packing Materials	IBPM	270	0.2	17.00	4,590	3.9	0.0%	107.3%	0.00	0.00	0	17.50	7.50	m.d.	m.d.	14.6	15.6	-	-	15	-18	315	295	Suspended
Modern Chemical Industries	IMCI	60	0.1	55.00	3,300	2.8	0.0%	0.0%	55.00	55.00	29,321	69.00	55.00	75.2	44.0	11.5	10.9	100.0%	100.0%	44	75	287	302	-
Baghdad Soft Drinks	IBSD	125,000	106.8	1.71	213,750	182.7	-4.5%	55.5%	1.80	1.71	198,424	1.97	1.05	m.d.	36.8	2.0	1.7	-	-	-39	5,803	107,611	122,638	-
Iraqi Date Processing and Marketing	IIDP	6,337	5.4	2.00	12,674	10.8	0.0%	0.0%	0.00	0.00	0	0.00	0.00	m.d.	m.d.	1.7	m.d.	-	-	-787	n.a.	7,435	n.a.	Suspended
Al -Hilal Industries	IHLI	12,375	10.6	1.15	14,231	12.2	-0.9%	-0.9%	1.20	1.14	103,195	1.34	0.90	m.d.	m.d.	m.d.	152.2	-	-	-2,153	-1,034	-561	93	-
The Light Industries	ITLI	16,800	14.4	1.17	19,656	16.8	0.9%	0.9%	1.18	1.16	69,514	2.07	0.89	m.d.	m.d.	7.5	3.5	-	-	-3,167	-3,450	2,624	5,686	-
National Chemical & Plastic Industries	INCP	7,594	6.5	4.30	32,653	27.9	-3.4%	0.0%	4.45	4.27	32,869	5.05	1.27	m.d.	m.d.	4.9	5.6	-	-	-2,248	-1,188	6,620	5,838	-
Electronic Industries	IELI	12,000	10.3	3.16	37,920	32.4	0.0%	0.0%	0.00	0.00	0	5.00	5.00	m.d.	m.d.	m.d.	m.d.	-	-	n.a.	n.a.	n.a.	n.a.	Suspended
AL- Kindi for Production of Veterinary	IKLV	2,400	2.1	2.92	7,008	6.0	0.0%	1.0%	2.92	2.90	6,314	3.71	1.74	m.d.	18.5	4.8	2.3	-	-	32	378	1,463	3,072	-
Fallujah Construction Materials	IFCM	1,080	0.9	2.79	3,013	2.6	-0.7%	-25.6%	2.81	2.79	14,984	4.18	2.46	m.d.	48.9	7.5	3.6	-	-	-115	62	403	848	-
Iraqi Engineering Works	IIEW	1,000	0.9	3.30	3,300	2.8	-6.0%	-7.0%	3.30	3.30	571	4.00	2.00	110.7	m.d.	3.9	3.8	25.0%	-	30	2	849	870	-
Al -khazer for Construction Materials	IKHC	1,100	0.9	2.70	2,970	2.5	-1.8%	-12.9%	2.72	2.68	9,593	3.14	1.95	m.d.	37.7	3.0	2.7	-	-	-67	79	976	1,110	-
Kirkuk for Producing	IKFP	744	0.6	1.98	1,473	1.3	-7.5%	-23.6%	2.15	1.80	77,390	2.75	1.80	m.d.	m.d.	18.7	17.0	-	-	-52	7	79	87	-
Modern Paint Industries	IMPI	9,214	7.9	5.00	46,069	39.4	0.0%	30.2%	5.05	5.00	144,125	5.60	1.50	m.d.	m.d.	4.1	4.6	-	-	-522	-1,132	11,105	9,980	-
National Metallic Industries and Bicycles	IMIB	5,000	4.3	2.30	11,500	9.8	-4.2%	-14.8%	2.42	2.30	39,273	3.00	1.70	6.5	70.2	1.4	1.6	7.5%	10.0%	1,772	164	8,475	7,200	-
Ready Made Clothes	IRMC	956	0.8	3.36	3,212	2.7	-2.6%	39.4%	3.36	3.36	282	3.88	2.00	9.3	m.d.	3.8	6.2	40.0%	10.0%	345	-415	849	519	-
Iraqi for Carton Manufactories	IICM	3,795	3.2	1.37	5,199	4.4	-2.1%	-6.2%	1.40	1.37	12,747	2.35	1.22	m.d.	m.d.	m.d.	13.5	-	-	-962	-677	-215	385	-
Modern Construction Materials Industry	IMCM	3,747	3.2	1.00	3,747	3.2	-4.8%	-16.7%	1.00	1.00	82	1.61	0.85	m.d.	m.d.	2.6	2.0	-	-	-74	-367	1,431	1,846	-
Nationality Household Furniture Industry	IHFI	1,260	1.1	1.40	1,764	1.5	-3.4%	-15.7%	1.43	1.40	8,156	1.85	1.35	m.d.	28.2	1.3	1.2	-	-	-236	63	1,385	1,465	-
Total					474,601	405.6					840,775													

Source: Iraq Stock Exchange

Performance of Traded Shares

	Code	Paid-in Capital		Closing Price	Market Cap		Wk. Closing % Change	YTD % Change	Intra Week		Wk. Turnover (ID'000)	52 Week		P/E		P/BV		Dividend (%)		Net Profit (ID mn)		BV (ID mn)		Note
		(ID mn)	(\$ mn)		(ID mn)	(\$ mn)			High	Low		High	Low	FY08	FY09	FY08	FY09	2008*	2009**	FY08	FY09	FY08	FY09	
Hotel & Tourism Sector																								
Palestine Hotel	HPAL	4,470	3.8	18.60	83,142	71.1	-1.6%	-5.1%	19.00	18.25	137,899	22.00	14.00	m.d.	m.d.	21.4	28.9	-	-	-724	-1,159	3,876	2,873	-
Ishtar Hotels	HISH	1,500	1.3	35.05	52,575	44.9	0.1%	-2.6%	35.50	35.00	21,082	37.00	18.00	m.d.	m.d.	29.6	56.0	-	-	-887	-863	1,776	940	-
Babylon Hotel	HBAY	1,350	1.2	39.50	53,325	45.6	1.3%	-2.7%	39.50	39.00	31,709	46.58	13.00	m.d.	m.d.	m.d.	145.8	-	-	-540	-158	243	366	-
Baghdad Hotel	HBAG	1,922	1.6	18.50	35,557	30.4	-1.3%	-6.1%	18.80	18.10	21,424	21.25	3.00	m.d.	m.d.	15.6	24.6	-	-	-531	-833	2,278	1,445	-
National for Tourist Investments	HNTI	2,755	2.4	21.10	58,131	49.7	-0.3%	2.9%	21.12	20.90	53,046	25.50	10.00	140.5	112.2	18.3	15.2	-	-	414	518	3,184	3,817	-
Ashour Hotel	HASH	376	0.3	15.50	5,834	5.0	18.8%	19.2%	16.50	13.20	155,391	16.50	9.00	m.d.	m.d.	22.8	22.8	-	-	-37	-12	256	256	-
Tourist Village of Mosul dam	HTVM	40	0.0	34.00	1,360	1.2	0.0%	-6.3%	0.00	0.00	0	37.90	3.00	m.d.	m.d.	m.d.	m.d.	150.0%	-	-62	-100	-42	-135	Suspended
Karbala Hotels	HKAR	1,620	1.4	5.40	8,748	7.5	-2.7%	-6.9%	5.43	5.35	62,452	7.13	4.75	m.d.	m.d.	9.7	5.1	-	-	22	-1	907	1,715	-
AL-Mansour Hotel	HMAN	2,923	2.5	41.50	121,305	103.7	0.0%	8.1%	42.25	41.40	37,643	45.20	22.00	m.d.	107.9	51.7	34.8	-	-	114	1,124	2,346	3,482	-
Al-Sadeer Hotel	HSAD	708	0.6	46.00	32,568	27.8	1.1%	-10.7%	46.00	44.25	4,647	51.50	3.00	m.d.	95.0	49.4	32.2	-	-	3	343	660	1,011	-
Total					452,544	386.8					525,294													
Agriculture Sector																								
AL-Therar for Agricultural Production	ATHP	2,400	2.1	0.40	960	0.8	0.0%	0.0%	0.00	0.00	0	0.00	0.00	2.7	2.3	1.0	1.7	-	-	350	423	981	558	Out of Trade
The Modern for Animal Agricultural Prod.	AMAP	540	0.5	1.50	810	0.7	-11.8%	2.7%	1.63	1.50	3,984	2.18	0.98	19.7	28.9	0.3	0.3	-	-	41	28	2,969	2,939	-
Al-Ahlyia for Agricultural	AAHP	575	0.5	0.80	460	0.4	-5.9%	-27.3%	0.80	0.80	255	1.12	0.78	m.d.	m.d.	0.8	1.0	-	-	-65	-81	565	483	-
Middle East for Production - Fish	AMEF	300	0.3	24.99	7,497	6.4	4.1%	25.0%	24.99	24.95	17,468	25.80	2.00	144.0	86.2	17.9	14.6	20.0%	-	52	87	420	514	-
Iraqi for Seed Production	AISP	2,000	1.7	3.36	6,720	5.7	0.0%	34.4%	0.00	0.00	0	4.15	1.60	m.d.	29.2	14.0	9.2	-	-	-514	230	481	734	Suspended
Iraqi For Meat production and marketing	AIPM	3,750	3.2	6.96	26,100	22.3	-0.6%	-0.6%	7.10	6.95	20,677	9.90	5.90	m.d.	m.d.	4.7	4.8	-	-	-665	-194	5,573	5,455	-
Iraqi Agricultural Products Marketng	AIRP	360	0.3	6.20	2,232	1.9	8.8%	33.3%	6.20	6.00	2,893	6.20	3.60	24.0	22.5	2.9	2.4	-	20.0%	93	99	764	931	-
Total					44,779	38.3					45,276													
Grand Total					4,338,913	3,708.5					9,913,128													

* Dividend distributed in 2008 from 2007 year-end profit.

** Dividend distributed in 2009 from 2008 year-end profit.

Source: Iraq Stock Exchange

Note: "Suspended" companies are not trading due to General Assembly Meeting or ISX / ISC Instructions.

"Out of Trade" companies are not trading, because they haven't completed the procedures to start electronic trading yet.