

For any inquiries, contact:

Research

Aysegul Ozge Ozgur

aozgur@rabeesecurities.com

Trading

trading@rabeesecurities.com

Address: 903/14/19

Karada

Baghdad-Iraq

Tel: +964 1 7180 696

info@rabeesecurities.com

RS Bloomberg page: <RSIQ>

DISCLAIMER

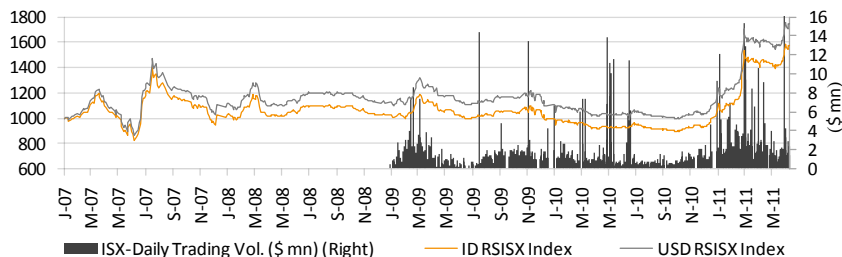
This publication may not be reproduced, modified, or re-disseminated in whole or in part without the prior written permission of Rabee Securities. The information provided herein is of a general nature and for informational purposes only and is not intended to serve as an offer or solicitation with respect to the purchase or sale of any security, or as a recommendation to adopt any particular trading strategy. Such information is subject to change without prior notice. Although Rabee Securities obtains information from sources it considers reliable, Rabee Securities makes no representations or warranties, express or implied, as to the information's accuracy or completeness. Furthermore, such information may be incomplete or condensed. Rabee Securities, its affiliates, directors, employees, assigns, agents, and successors bear no liability for any errors or omissions in this publication or for any losses arising from the use of or reliance upon this information. This limitation on liability applies to direct, indirect, consequential, special, punitive, or other damages, as well as damages for loss of profits or business interruption. Investors shall bear all responsibility for investment decisions taken on the basis of the contents of this report. Rabee Securities strongly advises potential investors to seek financial guidance when determining whether an investment is appropriate to their needs. All estimates included in this report constitute Rabee Securities' opinion as of the date published on the report and are subject to change without notice.

Weekly Bulletin

Weekly Value Traded

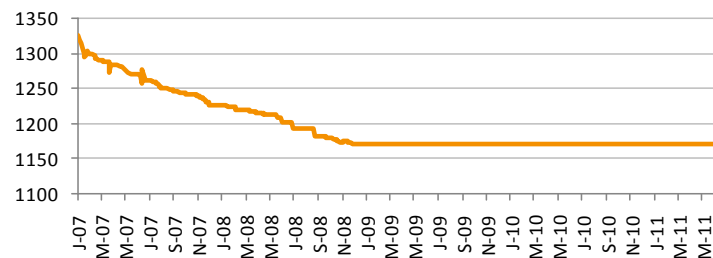
ID11,735,328,000

Rabee Securities (RS) Index - RSISX Index

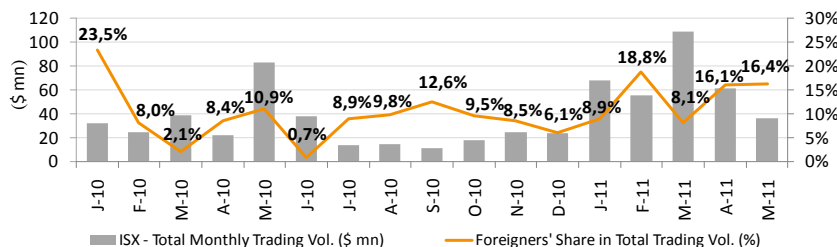


Iraqi Dinar Value

1USD=1170



ISX - Total Monthly Trading Vol. (\$ mn) & Foreigners' Share in Total T. Vol. (%)



Best Performers - Weekly

Code	Price (ID)	Price Chn/w
BKUI	2.790	50.0%
AMEF	22.000	10.0%
SKTA	13.000	8.3%
VQUF	1.600	6.7%
IMIB	2.520	6.3%

Worst Performers - Weekly

Code	Price (ID)	Price Chn/w
AISP	3.340	-7.2%
SBMC	1.830	-5.7%
IIEW	3.100	-4.3%
HSAD	46.000	-4.2%
SAEI	3.100	-3.1%

RSISX Index Vs. Neighbour Market S.E.

Market	Index Close	Weekly Chg.	YTD Chg.
IRAQ (RSISX)	1,569	-0.1%	58.4%
EGYPT	5,542	0.7%	-17.3%
KUWAIT	6,337	0.5%	-8.1%
SAUDI	6,546	0.1%	-1.7%
MUSCAT	6,021	0.1%	-13.8%
QATAR	8,320	0.5%	-8.2%
DUBAI	1,601	2.8%	-0.5%
ABUDHABI	2,761	2.2%	2.9%
BAHRAIN	1,345	-0.2%	-5.5%
TURKEY	61,717	-3.1%	-6.4%
IRAN	24,855	-1.7%	31.8%

Top 5 Traded Volume - Weekly

Code	Price (ID)	Trading Vol. (ID mn)/w	Trad. Vol. (\$mn)/w
BIME	1.600	4,396	3.8
BCOI	1.400	3,322	2.8
SILT	7.220	696	0.6
BKUI	2.790	450	0.4
SMRI	4.620	318	0.3

By the end of the week, 41 companies were able to trade in this session, and 26 companies were unable to do so mainly due to their General Assembly Meeting or ISX / ISC Instructions.

The dinar remained stable for the week, trading at 1170 to the dollar. Volumes for the week reached ID11.7bln (\$10.0mn), and the numbers of shares

traded reached 2.9bln, with the banking sector experiencing the highest volume and turnover.

Foreigners executed total 489 transactions this week. They executed 466 buying transactions amounted at ID1.9bln (\$1.6mn) and 23 selling transactions amounted at ID44mn (\$38ths). Thus, net purchases of foreigners reached ID1.8bln (\$1.6mn), while their share in total trading volume was 8.2%.

News from Iraq

Politics

- Kuwait will open consulates in Erbil and Basra in the next few days in an effort to increase the country's investment in the regions. (AKnews)
- Premier Nouri al-Maliki stressed during his meeting with the German vice-minister for transport, construction and town planning, Jan Moga, the keenness of Iraq to develop its relations with Germany. (Aswat Al-Iraq)

Economics

- Iraq's Electricity Minister says his government will flow some \$77bln into a long term project to improve electricity production and distribution. Iraq plans to finalize a \$22bln portion of the investment until 2015. (Nooz)

ISX -Company Announcements

- Gulf Insurance and Reinsurance(NGIR) resumed trading on June 16, after completing the capital increase from ID1bln to ID2bln through 100% rights issue.
- AL-Nukhba General Contracting (SNUC) will hold the General Assembly (GA) on July 4 to discuss 2010 annual financial report, cash dividend ratio and capital increase through 25% bonus issue. ISX will suspend trading of SNUC on June 27.
- Ahliya Insurance (NAHF) will hold AGM on July 6 to discuss 2010 annual financial report, capital increase through 8% bonus issue and 53.5% rights issue. ISX will suspend trading of NAHF on June 29.
- Gulf Commercial Bank (BGUC) will resume subscription procedures on Sunday, July 3, 2011, after receiving the approval of company registration department.
- Credit Bank of Iraq (BROI) will hold the GA on July 3, 2011 to discuss the 2010 annual financial report, cash dividend ratio and possibility to use it for bonus issue. ISX will suspend trading of BROI shares starting June 26, 2011.
- Al-Ameen Estate Investment (SAEI) will hold the GA on June 29 to discuss the 2010 annual financial report. ISX will suspend trading of SAEI shares on June 22.
- Al-Zawraa for Financial Investment(VZAF) will hold the Annual General Assembly Meeting (GA) on June 26 to discuss the 2010 annual financial report and cash dividend ratio. ISX will suspend trading of VZAF shares on June 19.
- Ashur Bank (BASH) will hold GA on June 22 to discuss 2010 annual financial report and cash dividend ratio. In addition, Ashur Bank General Assembly will discuss the feasibility of merging with Mosul Bank (BMFI) and Union Bank (BUOI). If the merger is not approved, the bank will discuss increasing capital through 36.295% rights and 10% bonus issues from ID50bln to ID100bln. ISX suspended trading of BASH on June 15.
- Commercial Bank of Iraq (BCOI) resumed trading on June 14 after completing the capital increase processes from ID60bln (\$51.3mn) to ID100bln (\$85.5mn) through 12.5% bonus and 54.166% rights issues.
- HSBC announced on June 7, that it would be subscribing in full to Dar Es Salam Bank's (BDSI) 46.9% rights issue. This will be the first time HSBC has injected capital into BDSI since it acquired its 70.1% stake in 2005. (Iraq-business news)

Performance of Traded Shares

	Code	Paid-in Capital (ID mn)	(\$ mn)	Closing Price	Market Cap (ID mn)	(\$ mn)	Wk. Closing % Change	YTD % Change	Intra Week High	Low	Wk. Turnover (ID'000)	52 Week High	Low	P/E FY08	FY09	P/BV FY08	FY09	Dividend (%) 2008*	2009**	Net Profit (ID mn) FY08	FY09	BV (ID mn) FY08	FY09	Note
Banking Sector																								
Commercial Bank of Iraq	BCOI	100,000	85.5	1.40	140,000	119.7	0.7%	0.7%	1.45	1.33	3,321,675	1.55	1.33	80.0	36.5	2.1	1.7	-	-	1,749	3,832	67,053	84,151	-
Bank of Baghdad	BBOB	100,000	85.5	3.90	390,000	333.3	2.6%	117.9%	3.95	3.45	311,553	4.15	1.30	18.2	24.7	4.2	3.6	-	-	21,417	15,802	93,342	109,170	-
Iraqi Islamic Bank	BIIB	51,192	43.8	1.01	51,704	44.2	1.0%	12.2%	1.01	1.00	69,237	1.01	0.75	m.d.	102.2	2.0	1.0	-	-	-325	506	25,436	51,658	-
Iraqi Middle East Investment Bank	BIME	100,000	85.5	1.60	160,000	136.8	-2.4%	45.5%	1.63	1.54	4,396,415	1.81	0.80	11.5	13.7	2.5	2.1	-	-	13,952	11,707	63,840	75,547	-
Investment Bank of Iraq	BIBI	75,020	64.1	1.12	84,022	71.8	0.0%	-9.7%	0.00	0.00	0	1.32	1.09	10.4	18.3	1.8	1.3	-	-	8,083	4,595	47,046	62,522	Suspended
National Bank of Iraq	BNOI	50,000	42.7	0.91	45,500	38.9	0.0%	12.3%	0.00	0.00	0	1.01	0.78	14.5	77.6	1.5	0.9	-	-	3,135	586	31,081	51,767	Suspended
Credit Bank of Iraq	BROI	100,000	85.5	4.50	450,000	384.6	-0.7%	83.7%	4.70	4.23	205,277	4.70	1.65	26.2	59.3	4.8	4.0	-	-	17,194	7,592	93,070	111,913	-
Dar Essalaam Investment Bank	BDSI	72,000	61.5	6.45	464,400	396.9	0.0%	5.7%	0.00	0.00	0	6.80	5.00	27.0	47.0	7.8	7.1	-	-	17,196	9,880	59,854	65,036	Suspended
Sumer Commerical Bank	BSUC	85,000	72.6	0.85	72,250	61.8	0.0%	4.9%	0.00	0.00	0	0.92	0.80	83.5	14.2	1.5	1.2	-	-	865	5,091	49,752	59,249	Suspended
Babylon Bank	BBAY	50,000	42.7	1.00	50,000	42.7	0.0%	14.9%	0.00	0.00	0	1.09	0.85	9.0	13.7	1.3	0.9	-	-	5,537	3,657	39,636	55,363	Suspended
Economy Bank for Investment	BEFI	76,000	65.0	1.36	103,360	88.3	0.0%	4.6%	0.00	0.00	0	1.67	1.20	7.2	16.2	2.4	1.2	-	-	14,295	6,387	43,519	84,589	Suspended
Gulf Commercial Bank	BGUC	56,990	48.7	1.01	57,560	49.2	0.0%	12.2%	0.00	0.00	0	1.29	0.84	3.8	7.2	1.4	1.0	-	-	15,112	7,957	41,050	60,055	Suspended
Warka Bank for Investment	BWAI	75,000	64.1	1.26	94,500	80.8	0.0%	0.0%	0.00	0.00	0	1.26	1.26	5.7	3.4	1.2	1.0	-	-	16,691	27,999	80,140	94,950	Suspended
Mosul Bank	BMFI	50,000	42.7	1.35	67,500	57.7	0.0%	48.4%	0.00	0.00	0	1.49	0.87	10.5	8.4	1.8	1.1	-	-	6,449	8,071	37,157	60,836	Suspended
Union Bank of Iraq	BUOI	50,000	42.7	1.05	52,500	44.9	0.0%	16.7%	0.00	0.00	0	1.09	0.88	36.8	18.8	1.9	1.0	-	-	1,425	2,795	27,959	54,016	Suspended
North Bank	BNOR	125,000	106.8	2.80	350,000	299.1	0.0%	40.0%	0.00	0.00	0	3.32	2.46	24.4	19.6	3.0	2.8	-	9.2%	14,370	17,816	117,821	126,685	Suspended
Kurdistan International Bank	BKUI	100,000	85.5	2.79	279,000	238.5	50.0%	96.5%	2.79	1.80	449,769	2.79	1.22	24.7	21.1	4.2	3.6	-	-	11,313	13,233	66,601	77,934	-
Ashur Bank	BASH	66,700	57.0	0.99	66,033	56.4	-2.9%	12.5%	1.01	0.99	267,541	1.11	0.82	7.0	6.7	1.1	1.0	-	-	9,469	9,846	59,561	69,303	Suspended
Mansour Bank	BMNS	75,000	64.1	1.75	131,250	112.2	0.0%	25.0%	0.00	0.00	0	1.88	1.17	12.2	30.1	1.7	1.6	-	-	10,718	4,356	76,255	81,006	Suspended
United Bank for Investment	BUND	150,000	128.2	3.56	534,000	456.4	0.0%	102.3%	0.00	0.00	0	3.56	1.50	m.d.	38.1	22.6	4.7	-	-	-711	14,025	23,646	112,678	Suspended
Dijla and Furat Bank	BDFD	50,000	42.7	0.85	42,500	36.3	0.0%	19.7%	0.00	0.00	0	1.05	0.69	23.5	8.1	0.8	0.8	-	-	1,806	5,254	50,101	55,355	Suspended
Total					3,686,079	3,150.5					9,021,466													
Insurance Sector																								
Al-Ameen Insurance	NAME	1,000	0.9	2.95	2,950	2.5	0.0%	118.5%	0.00	0.00	0	3.06	1.06	9.9	20.6	1.9	1.8	-	-	297	143	1,519	1,645	Suspended
Dar Essalaam Insurance	NDSA	2,200	1.9	4.90	10,780	9.2	-1.0%	12.6%	4.95	4.85	17,770	5.25	2.40	51.2	50.8	4.1	3.7	-	10.0%	211	212	2,630	2,891	-
Ahiya Insurance	NAHF	1,508	1.3	1.58	2,383	2.0	0.0%	39.8%	0.00	0.00	0	1.83	1.05	13.0	10.8	1.3	1.2	-	-	183	221	1,786	1,998	-
Al-Hamraa Insurance	NHAM	1,500	1.3	2.20	3,300	2.8	0.0%	46.7%	0.00	0.00	0	2.25	0.92	5.8	9.9	2.5	2.0	-	-	572	335	1,332	1,646	-
Gulf Insurance and Reinsurance	NGIR	2,000	1.7	1.42	2,840	2.4	-1.4%	-1.4%	1.60	1.16	48,613	2.00	1.20	178.1	80.7	2.7	2.6	-	-	16	35	1,064	1,095	-
Total					22,253	19.0					66,383													
Investment Sector																								
Al-Kheir Financial Investment	VKHF	7,000	6.0	0.77	5,390	4.6	0.0%	97.4%	0.79	0.74	22,051	0.79	0.37	9.2	68.7	0.7	0.7	-	-	587	78	7,854	7,933	-
Al-Ameen Financial Investment	VAMF	750	0.6	0.73	548	0.5	0.0%	-18.9%	0.00	0.00	0	0.90	0.73	m.d.	12.6	1.0	0.8	-	-	-275	43	545	670	-
Al-Ayaam Financial Investment	VAYF	400	0.3	1.00	400	0.3	0.0%	0.0%	0.00	0.00	0	1.00	0.95	169.8	7.7	1.7	1.0	-	-	2	52	242	383	-
AL-Wiaam Financial Investment	VWIF	1,250	1.1	2.81	3,513	3.0	0.0%	44.1%	0.00	0.00	0	2.85	1.70	m.d.	9.7	2.6	2.2	-	-	-34	361	1,357	1,630	Suspended
Mesopotamia Investment	VMES	1,000	0.9	0.90	900	0.8	0.0%	-10.0%	0.00	0.00	0	1.00	0.90	112.5	124.3	0.9	0.9	-	-	8	7	968	975	-
Al-Qum'a for Financial Investment	VQUF	1,000	0.9	1.60	1,600	1.4	6.7%	97.5%	1.60	1.60	720	1.80	0.80	m.d.	38.5	3.0	2.8	-	-	-10	42	533	564	-
Al-Khaima Financial Investment	VKHA	400	0.3	1.00	400	0.3	0.0%	0.0%	0.00	0.00	0	1.00	1.00	116.5	4.9	1.4	0.9	-	-	3	82	295	455	-
Al-Zawraa for Financial Investment	VZAF	1,000	0.9	0.92	920	0.8	0.0%	-16.4%	0.00	0.00	0	1.12	0.75	20.2	46.0	0.8	0.8	-	-	46	20	1,100	1,129	-
AL- Batek for Financial Investment	VBAT	1,000	0.9	0.92	920	0.8	0.0%	-1.1%	0.00	0.00	0	0.93	0.92	11.0	13.9	0.9	0.9	7.8%	8.0%	84	66	1,041	1,044	-
Total					14,590	12.5					22,771													

Source: Iraq Stock Exchange

Performance of Traded Shares

	Code	Paid-in Capital		Closing Price	Market Cap		Wk. Closing % Change	YTD % Change	Intra Week		Wk. Turnover (ID'000)	52 Week		P/E		P/BV		Dividend (%)		Net Profit (ID mn)		BV (ID mn)		Note
		(ID mn)	(\$ mn)		(ID mn)	(\$ mn)			High	Low		High	Low	FY08	FY09	FY08	FY09	2008*	2009**	FY08	FY09	FY08	FY09	
Services Sector																								
Kharkh Tour Amusement City	SKTA	175	0.1	13.00	2,275	1.9	8.3%	-7.1%	13.00	13.00	221	20.84	10.00	m.d.	m.d.	16.3	15.4	-	-	1	8	139	148	-
Mosul for Funfairs	SMOF	230	0.2	29.50	6,770	5.8	0.0%	-3.3%	29.50	29.50	1,033	41.00	19.25	33.4	19.9	17.2	9.3	50.0%	-	203	340	393	729	-
Mamoura Real Estate Investment	SMRI	11,726	10.0	4.62	54,174	46.3	-2.7%	100.0%	4.79	3.92	317,972	4.97	1.20	55.2	49.2	7.3	6.4	-	-	981	1,101	7,372	8,529	-
Al-Ameen Estate Investment	SAEI	6,960	5.9	3.10	21,576	18.4	-3.1%	1.3%	3.15	3.10	1,245	3.75	1.75	m.d.	m.d.	3.1	3.1	-	-	-5	-37	6,994	7,001	-
AL-Nukhba General Contracting	SNUC	1,600	1.4	3.80	6,080	5.2	0.0%	8.6%	0.00	0.00	0	4.20	1.45	19.6	30.2	3.1	3.3	-	20.0%	310	201	1,977	1,858	-
Iraqi Land Transport	SILT	10,000	8.5	7.22	72,200	61.7	-2.6%	-50.4%	7.35	7.16	696,304	15.90	7.00	41.6	21.8	7.2	6.1	-	-	1,734	3,317	10,088	11,908	-
Baghdad Passengers Transport	SBPT	160	0.1	30.00	4,800	4.1	2.2%	20.0%	30.00	30.00	5,270	30.00	13.75	m.d.	13.9	17.1	7.7	-	10.0%	14	346	281	623	-
Iraqi for General Transportation	SIGT	1,500	1.3	7.21	10,815	9.2	0.0%	0.0%	0.00	0.00	0	7.21	7.21	m.d.	m.d.	m.d.	m.d.	32.0%	-	n.a.	n.a.	n.a.	n.a.	Suspended
AL-Badia General Trans	SBAG	1,350	1.2	13.90	18,765	16.0	0.4%	4.9%	13.90	13.00	276,266	15.55	9.70	13.8	18.2	8.1	5.8	50.0%	50.0%	1,356	1,033	2,326	3,260	-
Baghdad Motor cars Servicing	SBMC	1,080	0.9	1.83	1,976	1.7	-5.7%	5.8%	1.94	1.83	10,365	2.30	1.65	m.d.	m.d.	10.2	m.d.	-	-	-38	n.a.	193	n.a.	-
Total					199,432	170.5					1,308,675													
Industry Sector																								
Nineveh Food Industries	INFI	3,600	3.1	0.95	3,420	2.9	0.0%	-13.6%	0.00	0.00	0	3.54	0.88	m.d.	m.d.	1.1	1.2	-	-	n.a.	n.a.	3,010	2,897	-
Al-Mansour Pharmaceuticals Industries	IMAP	2,500	2.1	4.20	10,498	9.0	0.0%	52.2%	0.00	0.00	0	4.35	2.00	38.6	29.5	4.4	3.6	9.0%	-	272	356	2,390	2,894	Suspended
Modern Sewing	IMOS	1,800	1.5	0.74	1,332	1.1	0.0%	0.0%	0.00	0.00	0	0.90	0.72	m.d.	m.d.	1.0	1.2	-	-	-229	-160	1,293	1,152	Suspended
Iraqi For Tufted Carpets & Floor	IITC	500	0.4	4.65	2,325	2.0	0.0%	-3.1%	0.00	0.00	0	5.85	4.25	12.3	9.2	1.4	1.3	25.0%	25.0%	188	253	1,609	1,763	Suspended
Northern Soft Drinks and Mineral Water	INSD	31,875	27.2	0.70	22,313	19.1	-1.4%	0.0%	0.71	0.69	73,852	0.91	0.52	m.d.	m.d.	0.7	0.7	-	-	95	-1,557	32,995	31,438	-
Eastern Brewery	IEAB	8,845	7.6	0.77	6,811	5.8	0.0%	0.0%	0.00	0.00	0	0.90	0.75	m.d.	m.d.	2.3	m.d.	-	-	-118	n.a.	2,923	n.a.	Suspended
Baghdad for Packing Materials	IBPM	270	0.2	17.00	4,590	3.9	0.0%	107.3%	0.00	0.00	0	17.50	7.50	m.d.	m.d.	14.6	15.6	-	-	15	-18	315	295	Suspended
Modern Chemical Industries	IMCI	60	0.1	55.00	3,300	2.8	0.0%	0.0%	0.00	0.00	0	55.00	55.00	75.2	44.0	11.5	10.9	100.0%	100.0%	44	75	287	302	-
Baghdad Soft Drinks	IBSD	125,000	106.8	1.65	206,250	176.3	0.0%	50.0%	0.00	0.00	0	1.97	1.17	m.d.	35.5	1.9	1.7	-	-	-39	5,803	107,611	122,638	Suspended
Iraqi Date Processing and Marketing	IIDP	6,337	5.4	2.00	12,674	10.8	0.0%	0.0%	0.00	0.00	0	2.00	2.00	m.d.	m.d.	1.7	m.d.	-	-	-787	n.a.	7,435	n.a.	Suspended
Al -Hilal Industries	IHLI	12,375	10.6	1.20	14,850	12.7	-1.6%	3.4%	1.22	1.19	29,914	1.34	0.90	m.d.	m.d.	m.d.	158.9	-	-	-2,153	-1,034	-561	93	-
The Light Industries	ITLI	16,800	14.4	1.19	19,992	17.1	-1.7%	2.6%	1.20	1.18	34,008	1.38	0.89	m.d.	m.d.	7.6	3.5	-	-	-3,167	-3,450	2,624	5,686	-
National Chemical & Plastic Industries	INCP	7,594	6.5	4.85	36,830	31.5	0.0%	12.8%	4.90	4.80	51,134	5.05	1.27	m.d.	m.d.	5.6	6.3	-	-	-2,248	-1,188	6,620	5,838	-
Electronic Industries	IELI	12,000	10.3	3.16	37,920	32.4	0.0%	0.0%	0.00	0.00	0	5.00	3.16	m.d.	m.d.	m.d.	m.d.	-	-	n.a.	n.a.	n.a.	n.a.	Suspended
AL- Kindi for Production of Veterinary	IKLV	2,400	2.1	3.25	7,800	6.7	-1.5%	12.5%	3.30	3.15	65,148	3.45	1.74	m.d.	20.6	5.3	2.5	-	-	32	378	1,463	3,072	-
Fallujah Construction Materials	IFCM	1,080	0.9	3.00	3,240	2.8	0.0%	-20.0%	3.04	2.95	62,838	4.18	2.46	m.d.	52.6	8.0	3.8	-	-	-115	62	403	848	-
Iraqi Engineering Works	IIEW	1,000	0.9	3.10	3,100	2.6	-4.3%	-12.7%	3.14	3.10	5,216	4.00	2.00	104.0	m.d.	3.7	3.6	25.0%	-	30	2	849	870	-
Al -khazer for Construction Materials	IKHC	1,100	0.9	2.75	3,025	2.6	4.6%	-11.3%	2.88	2.66	22,978	3.14	1.95	m.d.	38.4	3.1	2.7	-	-	-67	79	976	1,110	-
Kirkuk for Producing	IKFP	744	0.6	2.03	1,510	1.3	0.0%	-21.6%	2.08	2.00	30,586	2.75	1.80	m.d.	m.d.	19.2	17.4	-	-	-52	7	79	87	-
Modern Paint Industries	IMPI	9,214	7.9	4.89	45,055	38.5	0.8%	27.3%	4.89	4.75	62,103	5.60	1.50	m.d.	m.d.	4.1	4.5	-	-	-522	-1,132	11,105	9,980	-
National Metallic Industries and Bicycles	IMIB	5,000	4.3	2.52	12,600	10.8	6.3%	-6.7%	2.55	2.32	56,910	3.00	1.70	7.1	76.9	1.5	1.7	7.5%	10.0%	1,772	164	8,475	7,200	-
Ready Made Clothes	IRMC	956	0.8	3.60	3,442	2.9	2.9%	49.4%	3.63	3.50	5,248	3.88	2.00	10.0	m.d.	4.1	6.6	40.0%	10.0%	345	-415	849	519	-
Iraqi for Carton Manufactures	IICM	3,795	3.2	1.40	5,313	4.5	0.7%	-4.1%	1.40	1.36	59,070	2.35	1.17	m.d.	m.d.	m.d.	13.8	-	-	-962	-677	-215	385	-
Modern Construction Materials Industry	IMCM	3,747	3.2	1.00	3,747	3.2	0.0%	-16.7%	1.01	1.00	2,851	1.61	0.90	m.d.	m.d.	2.6	2.0	-	-	-74	-367	1,431	1,846	-
Nationality Household Furniture Industry	IHFI	1,260	1.1	1.40	1,764	1.5	0.0%	-15.7%	1.40	1.40	1,184	1.85	1.35	m.d.	28.2	1.3	1.2	-	-	-236	63	1,385	1,465	-
Total					473,701	404.9					563,040													

Source: Iraq Stock Exchange

Performance of Traded Shares

	Code	Paid-in Capital		Closing Price	Market Cap		Wk. Closing % Change	YTD % Change	Intra Week		Wk. Turnover (ID'000)	52 Week		P/E		P/BV		Dividend (%)		Net Profit (ID mn)		BV (ID mn)		Note
		(ID mn)	(\$ mn)		(ID mn)	(\$ mn)			High	Low		High	Low	FY08	FY09	FY08	FY09	2008*	2009**	FY08	FY09	FY08	FY09	
Hotel & Tourism Sector																								
Palestine Hotel	HPAL	4,470	3.8	19.15	85,601	73.2	-2.3%	-2.3%	19.60	19.01	89,490	22.00	14.00	m.d.	m.d.	22.1	29.8	-	-	-724	-1,159	3,876	2,873	-
Ishtar Hotels	HISH	1,500	1.3	34.00	51,000	43.6	-1.6%	-5.6%	35.50	34.00	8,982	37.00	18.00	m.d.	m.d.	28.7	54.3	-	-	-887	-863	1,776	940	-
Babylon Hotel	HBAY	1,350	1.2	39.25	52,988	45.3	-1.5%	-3.3%	39.50	38.30	43,334	46.58	13.00	m.d.	m.d.	m.d.	144.9	-	-	-540	-158	243	366	-
Baghdad Hotel	HBAG	1,922	1.6	18.85	36,230	31.0	-0.8%	-4.3%	19.00	18.85	6,369	21.25	3.00	m.d.	m.d.	15.9	25.1	-	-	-531	-833	2,278	1,445	-
National for Tourist Investments	HNTI	2,755	2.4	24.00	66,120	56.5	1.1%	17.1%	24.45	23.50	239,105	25.50	10.00	159.8	127.6	20.8	17.3	-	-	414	518	3,184	3,817	-
Ashour Hotel	HASH	376	0.3	14.50	5,457	4.7	-1.7%	11.5%	14.65	14.50	2,918	16.50	9.00	m.d.	m.d.	21.3	21.3	-	-	-37	-12	256	256	-
Tourist Village of Mosul dam	HTVM	40	0.0	34.00	1,360	1.2	0.0%	-6.3%	34.00	34.00	1,850	37.90	3.00	m.d.	m.d.	m.d.	m.d.	150.0%	-	-62	-100	-42	-135	-
Karbala Hotels	HKAR	1,620	1.4	5.50	8,910	7.6	-0.2%	-5.2%	5.55	5.30	6,683	7.13	4.75	m.d.	m.d.	9.8	5.2	-	-	22	-1	907	1,715	-
AL-Mansour Hotel	HMAN	2,923	2.5	41.61	121,626	104.0	-0.9%	8.4%	42.00	41.61	152,291	45.20	22.00	m.d.	108.2	51.8	34.9	-	-	114	1,124	2,346	3,482	-
Al-Sadeer Hotel	HSAD	708	0.6	46.00	32,568	27.8	-4.2%	-10.7%	46.00	44.00	74,806	51.50	3.00	m.d.	95.0	49.4	32.2	-	-	3	343	660	1,011	-
Total					461,859	394.8					625,826													
Agriculture Sector																								
AL-Therar for Agricultural Production	ATHP	2,400	2.1	0.40	960	0.8	0.0%	0.0%	0.00	0.00	0	0.40	0.40	2.7	2.3	1.0	1.7	-	-	350	423	981	558	Out of Trade
The Modern for Animal Agricultural Prod.	AMAP	540	0.5	1.56	842	0.7	-1.9%	6.8%	1.57	1.55	3,570	2.18	1.00	20.5	30.0	0.3	0.3	-	-	41	28	2,969	2,939	-
Al-Ahlyia for Agricultural	AAHP	575	0.5	0.86	495	0.4	0.0%	-21.8%	0.86	0.86	1,286	1.12	0.80	m.d.	m.d.	0.9	1.0	-	-	-65	-81	565	483	-
Middle East for Production - Fish	AMEF	300	0.3	22.00	6,600	5.6	10.0%	10.0%	22.00	20.00	4,835	25.80	2.00	126.8	75.9	15.7	12.8	20.0%	-	52	87	420	514	-
Iraqi for Seed Production	AISP	3,140	2.7	3.34	10,488	9.0	-7.2%	33.6%	3.40	3.25	13,607	4.26	1.60	m.d.	45.5	21.8	14.3	-	-	-514	230	481	734	-
Iraqi For Meat production and marketing	AIPM	3,750	3.2	7.50	28,125	24.0	2.7%	7.1%	7.69	7.30	100,744	8.50	6.16	m.d.	m.d.	5.0	5.2	-	-	-665	-194	5,573	5,455	-
Iraqi Agricultural Products Marketng	AIRP	360	0.3	7.30	2,628	2.2	5.8%	57.0%	7.35	7.05	3,124	7.30	3.60	28.3	26.5	3.4	2.8	-	20.0%	93	99	764	931	-
Total					50,138	42.9					127,167													
Grand Total					4,908,051	4,194.9					11,735,328													

* Dividend distributed in 2008 from 2007 year-end profit.

** Dividend distributed in 2009 from 2008 year-end profit.

Source: Iraq Stock Exchange

Note: "Suspended" companies are not trading due to General Assembly Meeting or ISX / ISC Instructions.

"Out of Trade" companies are not trading, because they haven't completed the procedures to start electronic trading yet.