

**For any inquiries, contact:**

**Research**

**Aysegul Ozge Ozgur**

[aozgur@rabeesecurities.com](mailto:aozgur@rabeesecurities.com)

**Trading**

[trading@rabeesecurities.com](mailto:trading@rabeesecurities.com)

Address: 903/14/19

Karada

Baghdad-Iraq

Tel: +964 1 7180 696

[info@rabeesecurities.com](mailto:info@rabeesecurities.com)

**RS Bloomberg page: <RSIQ>**

**DISCLAIMER**

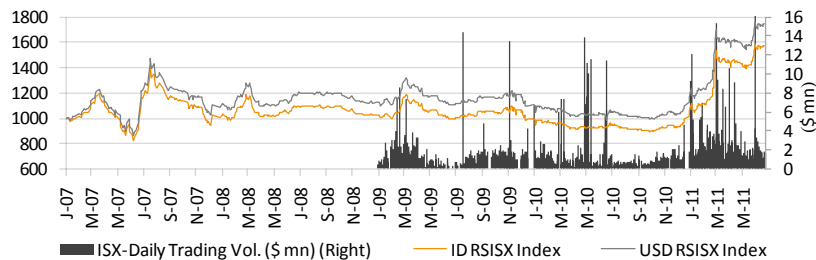
This publication may not be reproduced, modified, or re-disseminated in whole or in part without the prior written permission of Rabee Securities. The information provided herein is of a general nature and for informational purposes only and is not intended to serve as an offer or solicitation with respect to the purchase or sale of any security, or as a recommendation to adopt any particular trading strategy. Such information is subject to change without prior notice. Although Rabee Securities obtains information from sources it considers reliable, Rabee Securities makes no representations or warranties, express or implied, as to the information's accuracy or completeness. Furthermore, such information may be incomplete or condensed. Rabee Securities, its affiliates, directors, employees, assigns, agents, and successors bear no liability for any errors or omissions in this publication or for any losses arising from the use of or reliance upon this information. This limitation on liability applies to direct, indirect, consequential, special, punitive, or other damages, as well as damages for loss of profits or business interruption. Investors shall bear all responsibility for investment decisions taken on the basis of the contents of this report. Rabee Securities strongly advises potential investors to seek financial guidance when determining whether an investment is appropriate to their needs. All estimates included in this report constitute Rabee Securities' opinion as of the date published on the report and are subject to change without notice.

# Weekly Bulletin

**Weekly Value Traded**

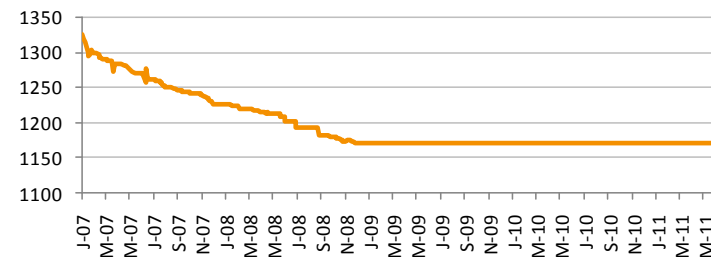
ID6,872,518, 000

**Rabee Securities (RS) Index - RSISX Index**

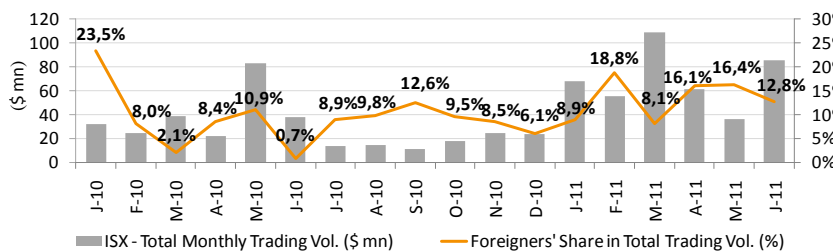


**Iraqi Dinar Value**

1USD=1170



**ISX - Total Monthly Trading Vol. (\$ mn) & Foreigners' Share in Total T. Vol. (%)**



**Best Performers - Weekly**

Code	Price (ID)	Price Chn/w
VQUF	2.660	43.8%
BKUI	3.300	39.2%
SNUC	4.500	9.8%
SMRI	4.420	5.2%
SILT	7.250	3.4%

**Worst Performers - Weekly**

Code	Price (ID)	Price Chn/w
SMOF	26.000	-8.1%
SKTA	12.000	-7.7%
AISP	3.650	-5.2%
AIRP	6.750	-4.9%
INCP	4.490	-4.5%

**RSISX Index Vs. Neighbour Market S.E.**

Market	Index Close	Weekly Chg.	YTD Chg.
IRAQ (RSISX)	1,574	0.9%	58.9%
EGYPT	5,373	-1.9%	-19.8%
KUWAIT	6,212	-0.8%	-9.9%
SAUDI	6,576	2.0%	-1.2%
MUSCAT	5,916	-1.5%	-15.3%
QATAR	8,361	1.8%	-7.8%
DUBAI	1,517	-1.3%	-5.7%
ABUDHABI	2,704	-0.5%	0.8%
BAHRAIN	1,320	-1.4%	-7.2%
TURKEY	63,265	1.9%	-4.0%
IRAN	24,504	-2.5%	30.0%

**Top 5 Traded Volume - Weekly**

Code	Price (ID)	Trading Vol. (ID mn)/w	Trad. Vol. (\$mn)/w
BBOB	3.980	1,526	1.3
BCOI	1.320	1,322	1.1
BIME	1.620	1,073	0.9
BKUI	3.300	794	0.7
HPAL	18.880	363	0.3

By the end of the week, 36 companies were able to trade in this session, and 29 companies were unable to do so mainly due to their General Assembly Meeting or ISX / ISC Instructions.

The dinar remained stable for the week, trading at 1170 to the dollar. Volumes for the week reached ID6.9bln (\$5.9mn), and the numbers of shares

traded reached 5.9bln, with the banking sector experiencing the highest volume and turnover.

Foreigners executed total 592 transactions this week. They executed 539 buying transactions amounted at ID3.7bln (\$3.1mn) and 53 selling transactions amounted at ID594mn (\$507ths). Thus, net purchases of foreigners reached ID3.1bln (\$2.6mn), while their share in total trading volume was 30.9%.

**News from Iraq**

**Politics**

- Iraq's President Jalal Talabani had conferred with the U.S. Ambassador to Baghdad, James Jeffery, on Wednesday on the future bilateral cooperation between both countries, within the Strategic Cooperation Agreement. (Aswat Al-Iraq)
- Kurdish Alliance MP member Mahmoud Othman declared on Tuesday that his bloc supports establishing regions in Iraq, but on a constitutional, and not on a sectarian basis.
- A member of the State of Law Coalition (SLC) led by Prime Minister Nuri al-Maliki said Sunday that his bloc would support an extension of the US forces stay in Iraq if the political dispute in the country continues. (AKnews)

**Economics**

- The Iraqi Minister of Industry and Minerals Ahmed Naser al-Karbouli discussed with a high ranking delegation of Syrian businessmen the possibilities available for Syrian investors to establish projects in Iraq. (Aswat Al-Iraq)
- The KRG Ministry of Health has allocated \$1.24bln to the revitalization and development of the region's public health facilities. (AKnews)
- According to Bloomberg, The Oil Minister of Iraq Abdul Kareem al-Luaibi stated Iraq is targeting year-end crude exports of 2.5mn bpd compared to an average of 2.2mn bpd in the past 5 months at the OPEC meeting in Vienna. (Iraq Directory)

**ISX - Company Announcements**

- Iraqi Islamic Bank (BIIB) will hold AGM on July 25 to discuss 2010 annual financial report and capital increase through rights issue. ISX will suspend trading of BIIB starting July 18.
- Gulf Commercial Bank (BGUC)'s capital increase through rights issue which was approved by the GA according to article (55/ 1st) of the company law, is pending and it will be sold as block for new investors according to article (56/ 4th) of the company law. The total 39.5bln shares will be sold according to this agreement. BGUC capital after this transaction will reach (ID100bln).
- AL- Batek for Financial Investment (VBAT) will hold AGM on July 26 to discuss 2010 annual financial report and cash dividend ratio. ISX will suspend trading of VBAT shares on July 19.
- Nationality Household Furniture Ind.(IHFI) will hold AGM on July 21 to discuss 2010 annual financial report and election of new board members. ISX will suspend trading of IHFI on July 14.
- Ahliya Insurance (NAHF) will hold AGM on July 6 to discuss 2010 annual financial report, capital increase through 8% bonus issue and 53.5% rights issue. ISX suspended trading of NAHF on June 29.
- Credit Bank of Iraq (BROI) will hold the AGM on July 3, 2011 to discuss 2010 annual financial report, cash dividend ratio and possibility to use it for bonus issue. ISX suspended trading of BROI shares starting on June 26, 2011.

**Performance of Traded Shares**

	Code	Paid-in Capital (ID mn)	Closing Price (\$ mn)	Closing Price	Market Cap (ID mn)	Wk. Closing % Change (\$ mn)	YTD % Change	Intra Week High	Low	Wk. Turnover (ID'000)	52 Week High	Low	P/E FY08	P/BV FY09	Dividend (%) 2008*	2009**	Net Profit (ID mn) FY08	2009	BV (ID mn) FY08	2009	Note			
<b>Banking Sector</b>																								
Commercial Bank of Iraq	BCOI	100,000	85.5	1.32	132,000	112.8	0.8%	-5.0%	1.33	1.26	1,322,170	1.55	1.26	75.5	34.5	2.0	1.6	-	-	1,749	3,832	67,053	84,151	-
Bank of Baghdad	BBOB	100,000	85.5	3.98	398,000	340.2	2.1%	122.3%	4.03	3.85	1,525,735	4.15	1.30	18.6	25.2	4.3	3.6	-	-	21,417	15,802	93,342	109,170	-
Iraqi Islamic Bank	BIIB	51,192	43.8	1.00	51,192	43.8	-2.0%	11.1%	1.01	0.97	70,044	1.02	0.75	m.d.	101.2	2.0	1.0	-	-	-325	506	25,436	51,658	-
Iraqi Middle East Investment Bank	BIME	100,000	85.5	1.62	162,000	138.5	1.9%	47.3%	1.63	1.57	1,073,070	1.81	0.80	11.6	13.8	2.5	2.1	-	-	13,952	11,707	63,840	75,547	-
Investment Bank of Iraq	BIBI	75,020	64.1	1.12	84,022	71.8	0.0%	-9.7%	0.00	0.00	0	1.32	1.09	10.4	18.3	1.8	1.3	-	-	8,083	4,595	47,046	62,522	Suspended
National Bank of Iraq	BNOI	50,000	42.7	0.91	45,500	38.9	0.0%	12.3%	0.00	0.00	0	1.01	0.78	14.5	77.6	1.5	0.9	-	-	3,135	586	31,081	51,767	Suspended
Credit Bank of Iraq	BROI	100,000	85.5	3.68	368,000	314.5	0.0%	50.2%	0.00	0.00	0	4.70	1.65	21.4	48.5	4.0	3.3	-	-	17,194	7,592	93,070	111,913	Suspended
Dar Essalaam Investment Bank	BDSI	72,000	61.5	6.45	464,400	396.9	0.0%	5.7%	0.00	0.00	0	6.80	5.00	27.0	47.0	7.8	7.1	-	-	17,196	9,880	59,854	65,036	Suspended
Sumer Commerical Bank	BSUC	85,000	72.6	0.85	72,250	61.8	0.0%	4.9%	0.00	0.00	0	0.92	0.80	83.5	14.2	1.5	1.2	-	-	865	5,091	49,752	59,249	Suspended
Babylon Bank	BBAY	50,000	42.7	1.00	50,000	42.7	0.0%	14.9%	0.00	0.00	0	1.09	0.85	9.0	13.7	1.3	0.9	-	-	5,537	3,657	39,636	55,363	Suspended
Economy Bank for Investment	BEFI	76,000	65.0	1.36	103,360	88.3	0.0%	4.6%	0.00	0.00	0	1.67	1.20	7.2	16.2	2.4	1.2	-	-	14,295	6,387	43,519	84,589	Suspended
Gulf Commercial Bank	BGUC	56,990	48.7	1.01	57,560	49.2	0.0%	12.2%	0.00	0.00	0	1.29	0.84	3.8	7.2	1.4	1.0	-	-	15,112	7,957	41,050	60,055	Suspended
Warka Bank for Investment	BWAI	75,000	64.1	1.26	94,500	80.8	0.0%	0.0%	0.00	0.00	0	1.26	1.26	5.7	3.4	1.2	1.0	-	-	16,691	27,999	80,140	94,950	Suspended
Mosul Bank	BMFI	50,000	42.7	1.35	67,500	57.7	0.0%	48.4%	0.00	0.00	0	1.49	0.87	10.5	8.4	1.8	1.1	-	-	6,449	8,071	37,157	60,836	Suspended
Union Bank of Iraq	BUOI	50,000	42.7	1.05	52,500	44.9	0.0%	16.7%	0.00	0.00	0	1.09	0.88	36.8	18.8	1.9	1.0	-	-	1,425	2,795	27,959	54,016	Suspended
North Bank	BNOR	125,000	106.8	2.80	350,000	299.1	0.0%	40.0%	0.00	0.00	0	3.32	2.46	24.4	19.6	3.0	2.8	-	9.2%	14,370	17,816	117,821	126,685	Suspended
Kurdistan International Bank	BKUI	100,000	85.5	3.30	330,000	282.1	39.2%	132.4%	3.32	2.49	793,932	3.36	1.22	29.2	24.9	5.0	4.2	-	-	11,313	13,233	66,601	77,934	-
Ashur Bank	BASH	66,700	57.0	0.99	66,033	56.4	0.0%	12.5%	0.00	0.00	0	1.11	0.82	7.0	6.7	1.1	1.0	-	-	9,469	9,846	59,561	69,303	Suspended
Mansour Bank	BMNS	75,000	64.1	1.75	131,250	112.2	0.0%	25.0%	0.00	0.00	0	1.88	1.17	12.2	30.1	1.7	1.6	-	-	10,718	4,356	76,255	81,006	Suspended
United Bank for Investment	BUND	150,000	128.2	3.56	534,000	456.4	0.0%	102.3%	0.00	0.00	0	3.56	1.50	m.d.	38.1	22.6	4.7	-	-	-711	14,025	23,646	112,678	Suspended
Dijla and Furat Bank	BDFD	50,000	42.7	0.85	42,500	36.3	0.0%	19.7%	0.00	0.00	0	1.05	0.69	23.5	8.1	0.8	0.8	-	-	1,806	5,254	50,101	55,355	Suspended
<b>Total</b>					<b>3,656,567</b>	<b>3,125.3</b>					<b>4,784,951</b>													
<b>Insurance Sector</b>																								
Al-Ameen Insurance	NAME	1,000	0.9	2.95	2,950	2.5	0.0%	118.5%	0.00	0.00	0	3.06	1.06	9.9	20.6	1.9	1.8	-	-	297	143	1,519	1,645	Suspended
Dar Essalaam Insurance	NDSA	2,200	1.9	4.65	10,230	8.7	0.0%	6.9%	0.00	0.00	0	5.25	2.40	48.6	48.2	3.9	3.5	-	10.0%	211	212	2,630	2,891	Suspended
Ahliya Insurance	NAHF	1,508	1.3	1.37	2,066	1.8	-2.1%	21.2%	1.50	1.37	18,213	1.83	1.05	11.3	9.4	1.2	1.0	-	-	183	221	1,786	1,998	Suspended
Al-Hamraa Insurance	NHAM	1,500	1.3	2.20	3,300	2.8	0.0%	46.7%	0.00	0.00	0	2.25	0.92	5.8	9.9	2.5	2.0	-	-	572	335	1,332	1,646	-
Gulf Insurance and Reinsurance	NGIR	2,000	1.7	1.27	2,540	2.2	-0.8%	-11.8%	1.33	1.27	49,281	2.00	1.20	159.3	72.2	2.4	2.3	-	-	16	35	1,064	1,095	-
<b>Total</b>					<b>21,086</b>	<b>18.0</b>					<b>67,494</b>													
<b>Investment Sector</b>																								
Al-Kheir Financial Investment	VKHF	7,000	6.0	0.72	5,040	4.3	-4.0%	84.6%	0.74	0.65	20,873	0.79	0.37	8.6	64.2	0.6	0.6	-	-	587	78	7,854	7,933	-
Al-Ameen Financial Investment	VAMF	750	0.6	0.73	548	0.5	0.0%	-18.9%	0.00	0.00	0	0.90	0.73	m.d.	12.6	1.0	0.8	-	-	-275	43	545	670	-
Al-Ayaam Financial Investment	VAYF	400	0.3	1.00	400	0.3	0.0%	0.0%	0.00	0.00	0	1.00	0.95	169.8	7.7	1.7	1.0	-	-	2	52	242	383	-
AL-Wiaam Financial Investment	VWIF	1,250	1.1	2.81	3,513	3.0	0.0%	44.1%	0.00	0.00	0	2.85	1.70	m.d.	9.7	2.6	2.2	-	-	-34	361	1,357	1,630	Suspended
Mesopotamia Investment	VMES	1,000	0.9	0.90	900	0.8	0.0%	-10.0%	0.00	0.00	0	1.00	0.90	112.5	124.3	0.9	0.9	-	-	8	7	968	975	-
Al-Qum'a for Financial Investment	VQUF	1,000	0.9	2.66	2,660	2.3	43.8%	228.4%	2.66	1.85	8,127	2.66	0.80	m.d.	64.1	5.0	4.7	-	-	-10	42	533	564	-
Al-Khaima Financial Investment	VKHA	400	0.3	1.00	400	0.3	0.0%	0.0%	0.00	0.00	0	1.00	1.00	116.5	4.9	1.4	0.9	-	-	3	82	295	455	-
Al-Zawraa for Financial Investment	VZAF	1,000	0.9	0.92	920	0.8	0.0%	-16.4%	0.00	0.00	0	1.12	0.90	20.2	46.0	0.8	0.8	-	-	46	20	1,100	1,129	Suspended
AL- Batek for Financial Investment	VBAT	1,000	0.9	0.92	920	0.8	0.0%	-1.1%	0.00	0.00	0	0.93	0.92	11.0	13.9	0.9	0.9	7.8%	8.0%	84	66	1,041	1,044	-
<b>Total</b>					<b>15,300</b>	<b>13.1</b>					<b>29,000</b>													

Source: Iraq Stock Exchange

**Performance of Traded Shares**

Code	Paid-in Capital		Closing Price	Market Cap		Wk. Closing % Change	YTD % Change	Intra Week		Wk. Turnover (ID'000)	52 Week		P/E		P/BV		Dividend (%)		Net Profit (ID mn)		BV (ID mn)		Note	
	(ID mn)	(\$ mn)		(ID mn)	(\$ mn)			High	Low		High	Low	FY08	FY09	FY08	FY09	2008*	2009**	FY08	FY09	FY08	FY09		
<b>Services Sector</b>																								
Kharkh Tour Amusement City	SKTA	175	0.1	12.00	2,100	1.8	-7.7%	-14.3%	12.85	12.00	1,264	20.84	10.00	m.d.	m.d.	15.1	14.2	-	-	1	8	139	148	-
Mosul for Funfairs	SMOF	230	0.2	26.00	5,967	5.1	-8.1%	-14.8%	28.29	25.25	18,807	41.00	19.25	29.4	17.5	15.2	8.2	50.0%	-	203	340	393	729	-
Mamoura Real Estate Investment	SMRI	11,726	10.0	4.42	51,829	44.3	5.2%	91.3%	4.48	4.20	235,199	4.97	1.20	52.8	47.1	7.0	6.1	-	-	981	1,101	7,372	8,529	-
Al-Ameen Estate Investment	SAEI	6,960	5.9	3.10	21,576	18.4	0.0%	1.3%	0.00	0.00	0	3.75	1.75	m.d.	m.d.	3.1	3.1	-	-	-5	-37	6,994	7,001	-
AL-Nukhba General Contracting	SNUC	1,600	1.4	4.50	7,200	6.2	9.8%	28.6%	4.50	4.50	23	4.50	1.45	23.2	35.8	3.6	3.9	-	20.0%	310	201	1,977	1,858	-
Iraqi Land Transport	SILT	10,000	8.5	7.25	72,500	62.0	3.4%	-50.2%	7.25	7.01	356,827	15.90	7.00	41.8	21.9	7.2	6.1	-	-	1,734	3,317	10,088	11,908	-
Baghdad Passengers Transport	SBPT	160	0.1	30.00	4,800	4.1	0.0%	20.0%	0.00	0.00	0	30.00	13.75	m.d.	13.9	17.1	7.7	-	10.0%	14	346	281	623	-
Iraqi for General Transportation	SIGT	1,500	1.3	7.21	10,815	9.2	0.0%	0.0%	0.00	0.00	0	7.21	7.21	m.d.	m.d.	m.d.	m.d.	32.0%	-	n.a.	n.a.	n.a.	n.a.	Suspended
AL-Badia General Trans	SBAG	1,350	1.2	13.70	18,495	15.8	1.5%	3.4%	14.00	13.30	6,045	15.55	9.70	13.6	17.9	8.0	5.7	50.0%	50.0%	1,356	1,033	2,326	3,260	-
Baghdad Motor cars Servicing	SBMC	1,080	0.9	1.85	1,998	1.7	0.0%	6.9%	1.85	1.85	370	2.30	1.65	m.d.	m.d.	10.4	m.d.	-	-	-38	n.a.	193	n.a.	-
<b>Total</b>					<b>197,280</b>	<b>168.6</b>					<b>618,535</b>													
<b>Industry Sector</b>																								
Nineveh Food Industries	INFI	3,600	3.1	0.95	3,420	2.9	0.0%	-13.6%	0.00	0.00	0	3.54	0.88	m.d.	m.d.	1.1	1.2	-	-	n.a.	n.a.	3,010	2,897	-
Al-Mansour Pharmaceuticals Industries	IMAP	2,500	2.1	4.20	10,498	9.0	0.0%	52.2%	0.00	0.00	0	4.35	2.00	38.6	29.5	4.4	3.6	9.0%	-	272	356	2,390	2,894	Suspended
Modern Sewing	IMOS	1,800	1.5	0.74	1,332	1.1	0.0%	0.0%	0.00	0.00	0	0.86	0.72	m.d.	m.d.	1.0	1.2	-	-	-229	-160	1,293	1,152	Suspended
Iraqi For Tufted Carpets & Floor	IITC	500	0.4	4.65	2,325	2.0	0.0%	-3.1%	0.00	0.00	0	5.85	4.25	12.3	9.2	1.4	1.3	25.0%	25.0%	188	253	1,609	1,763	-
Northern Soft Drinks and Mineral Water	INSD	31,875	27.2	0.68	21,675	18.5	-1.4%	-2.9%	0.69	0.68	66,834	0.91	0.52	m.d.	m.d.	0.7	0.7	-	-	95	-1,557	32,995	31,438	-
Eastern Brewery	IEAB	8,845	7.6	0.77	6,811	5.8	0.0%	0.0%	0.00	0.00	0	0.85	0.77	m.d.	m.d.	2.3	m.d.	-	-	-118	n.a.	2,923	n.a.	Suspended
Baghdad for Packing Materials	IBPM	270	0.2	17.00	4,590	3.9	0.0%	107.3%	0.00	0.00	0	17.50	7.50	m.d.	m.d.	14.6	15.6	-	-	15	-18	315	295	Suspended
Modern Chemical Industries	IMCI	60	0.1	55.00	3,300	2.8	0.0%	0.0%	55.00	55.00	69	55.00	55.00	75.2	44.0	11.5	10.9	100.0%	100.0%	44	75	287	302	-
Baghdad Soft Drinks	IBSD	125,000	106.8	1.65	206,250	176.3	0.0%	50.0%	0.00	0.00	0	1.97	1.17	m.d.	35.5	1.9	1.7	-	-	-39	5,803	107,611	122,638	Suspended
Iraqi Date Processing and Marketing	IIDP	6,337	5.4	2.00	12,674	10.8	0.0%	0.0%	0.00	0.00	0	2.00	2.00	m.d.	m.d.	1.7	m.d.	-	-	-787	n.a.	7,435	n.a.	Suspended
Al-Hilal Industries	IHLI	12,375	10.6	1.18	14,603	12.5	0.9%	1.7%	1.19	1.17	120,941	1.34	0.90	m.d.	m.d.	m.d.	156.2	-	-	-2,153	-1,034	-561	93	-
The Light Industries	ITLI	16,800	14.4	1.17	19,656	16.8	0.0%	0.9%	1.18	1.17	23,815	1.34	0.89	m.d.	m.d.	7.5	3.5	-	-	-3,167	-3,450	2,624	5,686	-
National Chemical & Plastic Industries	INCP	7,594	6.5	4.49	34,096	29.1	-4.5%	4.4%	4.70	4.49	20,465	5.05	1.27	m.d.	m.d.	5.2	5.8	-	-	-2,248	-1,188	6,620	5,838	-
Electronic Industries	IELI	12,000	10.3	3.16	37,920	32.4	0.0%	0.0%	0.00	0.00	0	5.00	3.16	m.d.	m.d.	m.d.	m.d.	-	-	n.a.	n.a.	n.a.	n.a.	Suspended
AL-Kindi for Production of Veterinary	IKLV	2,400	2.1	3.35	8,040	6.9	3.1%	15.9%	3.35	3.20	27,969	3.45	1.75	m.d.	21.3	5.5	2.6	-	-	32	378	1,463	3,072	-
Fallujah Construction Materials	IFCM	1,080	0.9	3.00	3,240	2.8	1.7%	-20.0%	3.00	3.00	300	4.18	2.46	m.d.	52.6	8.0	3.8	-	-	-115	62	403	848	-
Iraqi Engineering Works	IIEW	1,000	0.9	3.19	3,190	2.7	1.3%	-10.1%	3.19	3.15	26	4.00	2.00	107.0	m.d.	3.8	3.7	25.0%	-	30	2	849	870	-
Al-khazer for Construction Materials	IKHC	1,100	0.9	2.70	2,970	2.5	0.0%	-12.9%	2.70	2.70	2,757	3.14	1.95	m.d.	37.7	3.0	2.7	-	-	-67	79	976	1,110	-
Kirkuk for Producing	IKFP	744	0.6	1.99	1,481	1.3	-0.5%	-23.2%	1.99	1.99	13,632	2.75	1.80	m.d.	m.d.	18.8	17.1	-	-	-52	7	79	87	-
Modern Paint Industries	IMPI	9,214	7.9	4.52	41,646	35.6	-0.9%	17.7%	4.60	4.50	11,940	5.60	1.50	m.d.	m.d.	3.8	4.2	-	-	-522	-1,132	11,105	9,980	-
National Metallic Industries and Bicycles	IMIB	5,000	4.3	2.45	12,250	10.5	-2.0%	-9.3%	2.50	2.40	22,418	3.00	1.70	6.9	74.8	1.4	1.7	7.5%	10.0%	1,772	164	8,475	7,200	-
Ready Made Clothes	IRMC	956	0.8	3.61	3,451	2.9	0.3%	49.8%	3.62	3.61	1,699	3.88	2.00	10.0	m.d.	4.1	6.6	40.0%	10.0%	345	-415	849	519	-
Iraqi for Carton Manufactures	IICM	3,795	3.2	1.34	5,085	4.3	0.0%	-8.2%	1.36	1.34	61,249	2.35	1.17	m.d.	m.d.	m.d.	13.2	-	-	-962	-677	-215	385	-
Modern Construction Materials Industry	IMCM	3,747	3.2	1.00	3,747	3.2	0.0%	-16.7%	1.00	0.98	5,136	1.61	0.90	m.d.	m.d.	2.6	2.0	-	-	-74	-367	1,431	1,846	-
Nationality Household Furniture Industry	IHF1	1,260	1.1	1.40	1,764	1.5	0.0%	-15.7%	1.45	1.40	1,111	1.85	1.35	m.d.	28.2	1.3	1.2	-	-	-236	63	1,385	1,465	-
<b>Total</b>					<b>466,014</b>	<b>398.3</b>					<b>380,360</b>													

Source: Iraq Stock Exchange

**Performance of Traded Shares**

	Code	Paid-in Capital		Closing Price	Market Cap		Wk. Closing % Change	YTD % Change	Intra Week		Wk. Turnover (ID'000)	52 Week		P/E		P/BV		Dividend (%)		Net Profit (ID mn)		BV (ID mn)		Note
		(ID mn)	(\$ mn)		(ID mn)	(\$ mn)			High	Low		High	Low	FY08	FY09	FY08	FY09	2008*	2009**	FY08	FY09	FY08	FY09	
<b>Hotel &amp; Tourism Sector</b>																								
Palestine Hotel	HPAL	4,470	3.8	18.88	84,394	72.1	-0.4%	-3.7%	19.05	18.85	363,431	22.00	15.25	m.d.	m.d.	21.8	29.4	-	-	-724	-1,159	3,876	2,873	-
Ishtar Hotels	HISH	1,500	1.3	35.30	52,950	45.3	-0.6%	-1.9%	35.50	35.00	109,764	37.00	18.00	m.d.	m.d.	29.8	56.4	-	-	-887	-863	1,776	940	-
Babylon Hotel	HBAY	1,350	1.2	39.90	53,865	46.0	-0.3%	-1.7%	40.00	39.50	35,904	46.58	13.00	m.d.	m.d.	m.d.	147.3	-	-	-540	-158	243	366	-
Baghdad Hotel	HBAG	1,922	1.6	18.10	34,788	29.7	0.6%	-8.1%	18.10	18.00	67,834	21.25	3.00	m.d.	m.d.	15.3	24.1	-	-	-531	-833	2,278	1,445	-
National for Tourist Investments	HNTI	2,755	2.4	24.60	67,773	57.9	1.8%	20.0%	24.60	23.75	342,935	25.50	10.00	163.8	130.8	21.3	17.8	-	-	414	518	3,184	3,817	-
Ashour Hotel	HASH	376	0.3	13.90	5,232	4.5	-0.7%	6.9%	13.90	13.90	3,412	16.50	10.00	m.d.	m.d.	20.4	20.4	-	-	-37	-12	256	256	-
Tourist Village of Mosul dam	HTVM	40	0.0	30.60	1,224	1.0	0.0%	-15.7%	0.00	0.00	0	37.90	3.00	m.d.	m.d.	m.d.	m.d.	150.0%	-	-62	-100	-42	-135	-
Karbala Hotels	HKAR	1,620	1.4	5.49	8,894	7.6	-0.2%	-5.3%	5.50	5.31	10,253	7.13	4.75	m.d.	m.d.	9.8	5.2	-	-	22	-1	907	1,715	-
Al-Mansour Hotel	HMAN	2,923	2.5	43.50	127,151	108.7	2.4%	13.3%	43.50	42.50	25,494	45.20	22.00	m.d.	113.1	54.2	36.5	-	-	114	1,124	2,346	3,482	-
Al-Sadeer Hotel	HSAD	708	0.6	45.00	31,860	27.2	0.0%	-12.6%	45.00	45.00	13,050	51.50	3.00	m.d.	92.9	48.3	31.5	-	-	3	343	660	1,011	-
<b>Total</b>					<b>468,130</b>	<b>400.1</b>					<b>972,076</b>													
<b>Agriculture Sector</b>																								
AL-Therar for Agricultural Production	ATHP	2,400	2.1	0.40	960	0.8	0.0%	0.0%	0.00	0.00	0	0.40	0.40	2.7	2.3	1.0	1.7	-	-	350	423	981	558	Out of Trade
The Modern for Animal Agricultural Prod.	AMAP	540	0.5	1.50	810	0.7	0.0%	2.7%	1.50	1.48	1,208	2.18	1.00	19.7	28.9	0.3	0.3	-	-	41	28	2,969	2,939	-
Al-Ahlyia for Agricultural	AAHP	575	0.5	0.83	477	0.4	0.0%	-24.5%	0.00	0.00	0	1.12	0.80	m.d.	m.d.	0.8	1.0	-	-	-65	-81	565	483	-
Middle East for Production - Fish	AMEF	300	0.3	23.00	6,900	5.9	0.0%	15.0%	23.00	23.00	4,642	25.80	2.00	132.5	79.3	16.4	13.4	20.0%	-	52	87	420	514	-
Iraqi for Seed Production	AISP	3,140	2.7	3.65	11,461	9.8	-5.2%	46.0%	3.85	3.50	6,629	4.26	1.70	m.d.	49.7	23.8	15.6	-	-	-514	230	481	734	-
Iraqi For Meat production and marketing	AIPM	3,750	3.2	7.15	26,813	22.9	-3.4%	2.1%	7.30	7.15	4,867	8.50	6.16	m.d.	m.d.	4.8	4.9	-	-	-665	-194	5,573	5,455	-
Iraqi Agricultural Products Marketng	AIRP	360	0.3	6.75	2,430	2.1	-4.9%	45.2%	7.00	6.75	2,755	7.30	3.60	26.1	24.5	3.2	2.6	-	20.0%	93	99	764	931	-
<b>Total</b>					<b>49,851</b>	<b>42.6</b>					<b>20,101</b>													
<b>Grand Total</b>					<b>4,874,228</b>	<b>4,166.0</b>					<b>6,872,518</b>													

\* Dividend distributed in 2008 from 2007 year-end profit.

\*\* Dividend distributed in 2009 from 2008 year-end profit.

Source: Iraq Stock Exchange

Note: "Suspended" companies are not trading due to General Assembly Meeting or ISX / ISC Instructions.

"Out of Trade" companies are not trading, because they haven't completed the procedures to start electronic trading yet.