

For any inquiries, contact:

Research

Aysegul Ozge Ozgur

aozgur@rabeesecurities.com

Trading

traders@rabeesecurities.com

Address: 903/14/19

Karada

Baghdad-Iraq

Tel: +964 1 7180 696

info@rabeesecurities.com

RS Bloomberg page: <RSIQ>

www.rabeesecurities.com

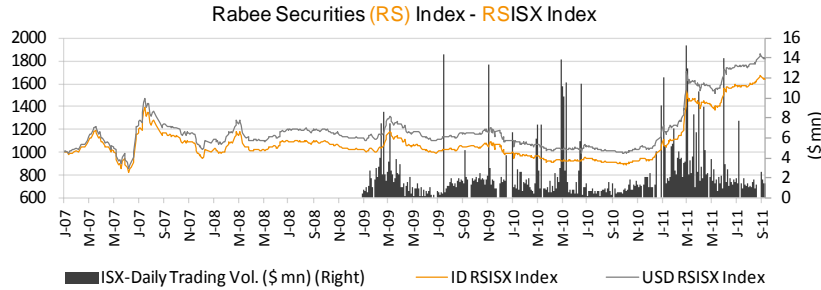
DISCLAIMER

This publication may not be reproduced, modified, or re-disseminated in whole or in part without the prior written permission of Rabee Securities. The information provided herein is of a general nature and for informational purposes only and is not intended to serve as an offer or solicitation with respect to the purchase or sale of any security, or as a recommendation to adopt any particular trading strategy. Such information is subject to change without prior notice. Although Rabee Securities obtains information from sources it considers reliable, Rabee Securities makes no representations or warranties, express or implied, as to the information's accuracy or completeness. Furthermore, such information may be incomplete or condensed. Rabee Securities, its affiliates, directors, employees, assigns, agents, and successors bear no liability for any errors or omissions in this publication or for any losses arising from the use of or reliance upon this information. This limitation on liability applies to direct, indirect, consequential, special, punitive, or other damages, as well as damages for loss of profits or business interruption. Investors shall bear all responsibility for investment decisions taken on the basis of the contents of this report. Rabee Securities strongly advises potential investors to seek financial guidance when determining whether an investment is appropriate to their needs. All estimates included in this report constitute Rabee Securities' opinion as of the date published on the report and are subject to change without notice.

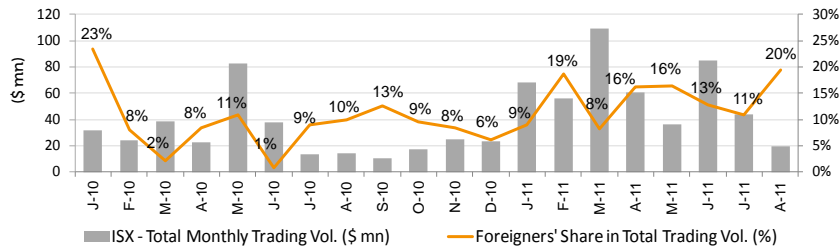
Weekly Bulletin / Friday

Weekly Value Traded

ID8,810,463, 000



ISX - Total Monthly Trading Vol. (\$ mn) & Foreigners' Share in Total T. Vol. (%)



Best Performers - Weekly

Code	Price (ID)	Price Chg/w
AISP	3.850	8.5%
IICM	1.320	4.8%
IKHC	2.700	3.8%
SBAG	13.800	2.1%
IRMC	4.900	1.0%

Worst Performers - Weekly

Code	Price (ID)	Price Chg/w
NDSA	4.000	-14.7%
VKHF	0.500	-9.1%
BDSI	5.040	-9.0%
VQUF	2.200	-7.9%
BBAY	0.930	-7.0%

RSISX Index Vs. Neighbour Market S.E.

Index Close	Index Close	Chg. /w	Chg. /YTD
RSISX INDEX	1,641	-1.1%	65.6%
EGYPT	4,365	-8.2%	-34.8%
KUWAIT	6,027	1.1%	-12.6%
SAUDI	6,072	-0.9%	-8.8%
MUSCAT	5,723	-0.2%	-18.1%
QATAR	8,348	-0.2%	-7.9%
DUBAI	1,468	-0.9%	-8.8%
ABUDHABI	2,577	-0.9%	-4.0%
BAHRAIN	1,265	-0.5%	-11.1%
TURKEY	57,897	3.6%	-12.2%
IRAN	26,836	-0.3%	42.3%

Top 5 Traded Volume - Weekly

Code	Price ID	Trad.Vol./w IDmn	\$mn
BIME	2.080	3,017	2.6
BCOI	1.280	1,118	1.0
BDSI	5.040	663	0.6
BBAY	0.930	552	0.5
BMNS	1.470	446	0.4

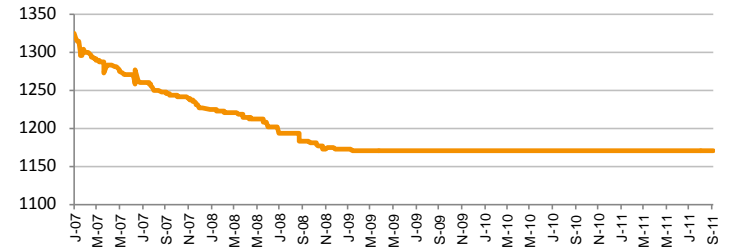
By the end of the week, 34 companies were able to trade in this session, and 41 companies were unable to do so mainly due to their General Assembly Meeting or ISX / ISC Instructions.

The dinar remained stable for the week, trading at 1170 to the dollar. Volumes for the week reached ID8.8bn (\$7.5mn), and the numbers of shares traded reached 2.9bn.

Foreigners executed total 649 transactions this week. They executed 406 buying transactions amounted at ID1.5bn (\$1.2mn) and 243 selling transactions amounted at ID960mn (\$820K). Thus, net purchases of foreigners reached ID497mn (\$425K), while their share in total trading volume was 13.7%.

Iraqi Dinar Value

1USD=1170



News from Iraq

Politics

- The US Embassy in Iraq has denied on Thursday Iraqi media reports quoting its Ambassador to Baghdad, James Jeffery, as having reported the existence of a "secret agreement" between the US and Iraq for the extension of the presence of the American forces in Iraq after the end of the current year. (Aswat Al-Iraq)
- The Kurdistan Regional Government (KRG) puts negotiations with the federal government in Baghdad on hold until prior agreements are implemented. (AKnews)
- Parliament Speaker Usama Nujaifi discussed bilateral relations with the Serbian Ambassador Radisav Petrovic, and the possibilities of developing them, Nujaifi's office announced in a statement on Tuesday. (Aswat Al-Iraq)

Economics

- Iraq's fourth auction for exploration rights will offer international energy companies a revised remuneration fee formula designed to benefit bidders while encouraging them to minimise costs. (Noozz)
- Iraq's foreign currency reserves have risen to close to \$58bn and are expected to increase further thanks to a rise in oil revenues, a central bank official said. (Noozz)
- Iraqi Oil Minister Abdelkarim al-Luaybi said on Sunday that his country is seeking to produce 3mn barrels of crude per day by the end of the year. (Iraq Directory)

ISX - Company Announcements

- AL-Mansour Hotel (HMAN) will hold AGM on Sept. 28, 2011 to discuss 2010 annual financial report and cash dividend ratio. ISX will suspend trading of HMAN starting Sept. 21.
- Ready Made Clothes (IRMC) will hold AGM on September 28, 2011 to discuss 2010 annual financial report and capital increase through 41.214% bonus issue. ISX will suspend trading of IRMC on September 21, 2011.
- Sumer Commercial Bank (BSUC) will hold AGM on September 26, 2011 to discuss 2010 annual financial report, cash dividend ratio and capital increase. ISX will suspend trading of BSUC starting September 19, 2011.
- Al-Sadeer Hotel (HSAD) will hold AGM on September 25, 2011 to discuss 2010 annual financial report, cash dividend ratio and capital increase through 75% bonus issue. ISX will suspend trading of HSAD starting September 18, 2011.
- Asiacell Subscription Announcement: Asiacell Telecom Ltd. announced that in reference to article (153) of Companies Law # (21) of 1997 and upon Company Registration Directorate approval, they are starting the procedures of changing the company form from "Limited Liability Company" to "Joint Stock Company". Asiacell is inviting public and the shareholders for the subscription of the company shares which was started on September 14, 2011. Current capital of Asiacell Telecom Joint Stock Company is ID270.012bn (1.00 ID/share) and the number of shares announced for public subscription is 10mn.

Performance of Traded Shares

	Code	Paid-in Capital		Closing Price	Market Cap		Wk. Closing		Intra Week		Wk. Turnover		52 Week		Last Fin.*	P/E			P/BV			Net Profit (ID mn)			BV (ID mn)			Note
		(ID mn)	(\$ mn)		(ID mn)	(\$ mn)	Chgl/w	YTD Chn	High	Low	(ID'000)	High	Low	FY08		FY09	Last*	FY08	FY09	Last*	FY08	FY09	Last*	FY08	FY09	Last*		
Banking Sector																												
Ashur Bank	BASH	66,700	57.0	0.99	66,033	56.4	-	12.5%	-	-	-	1.11	0.82	6M11	7.0	6.7	10.7	1.1	1.0	0.8	9,469	9,846	3,089	59,561	69,303	83,143	Suspend/GA	
Babylon Bank	BBAY	100,000	85.5	0.93	93,000	79.5	-7.0%	6.9%	0.94	0.90	551,530	1.09	0.85	6M11	16.8	25.4	20.7	2.3	1.7	1.5	5,537	3,657	2,247	39,636	55,363	62,081	-	
Bank of Baghdad	BBOB	100,000	85.5	3.98	398,000	340.2	-	122.3%	-	-	-	4.15	1.30	3M11	18.6	25.2	12.7	4.3	3.6	3.1	21,417	15,802	7,863	93,342	109,170	129,213	Suspend/GA	
Commercial Bank of Iraq	BCOI	100,000	85.5	1.28	128,000	109.4	-0.8%	-7.9%	1.33	1.24	1,118,072	1.55	1.20	3M11	73.2	33.4	10.1	1.9	1.5	1.3	1,749	3,832	3,176	67,053	84,151	97,715	-	
Dijla and Furat Bank	BDFD	50,000	42.7	0.85	42,500	36.3	-	19.7%	-	-	-	1.05	0.69	6M11	23.5	8.1	11.2	0.8	0.8	0.8	1,806	5,254	1,897	50,101	55,355	53,864	Suspend/GA	
Dar Essalaam Investment Bank	BDSI	105,800	90.4	5.04	533,232	455.8	-9.0%	-17.4%	5.52	4.95	662,877	6.80	4.95	6M11	31.0	54.0	134.8	8.9	8.2	7.8	17,196	9,880	1,978	59,854	65,036	67,979	-	
Economy Bank for Investment	BEFI	100,000	85.5	1.44	144,000	123.1	-3.4%	10.8%	1.48	1.41	135,411	1.67	1.20	FY10	10.1	22.5	13.2	3.3	1.7	1.5	14,295	6,387	10,878	43,519	84,589	96,764	-	
Gulf Commercial Bank	BGUC	56,990	48.7	1.01	57,560	49.2	-	12.2%	-	-	-	1.29	0.84	6M11	3.8	7.2	6.1	1.4	1.0	0.8	15,112	7,957	4,684	41,050	60,055	70,095	Suspend/GA	
Investment Bank of Iraq	BIBI	75,020	64.1	1.12	84,022	71.8	-	-9.7%	-	-	-	1.32	1.09	FY10	10.4	18.3	9.4	1.8	1.3	0.9	8,083	4,595	8,902	47,046	62,522	88,455	Suspend/GA	
Iraqi Islamic Bank	BIIB	51,192	43.8	1.01	51,704	44.2	-	12.2%	-	-	-	1.03	0.78	FY10	-	102.2	-	2.0	1.0	1.0	-325	506	94	25,436	51,658	51,758	Suspend/GA	
Iraqi Middle East Investment Bank	BIME	100,000	85.5	2.08	208,000	177.8	-2.3%	89.1%	2.16	2.00	3,017,104	2.27	0.80	6M11	14.9	17.8	10.3	3.3	2.8	1.8	13,952	11,707	10,138	63,840	75,547	118,155	-	
Kurdistan International Bank	BKUI	100,000	85.5	2.50	250,000	213.7	-	76.1%	-	-	-	3.36	1.22	6M11	22.1	18.9	7.3	3.8	3.2	1.7	11,313	13,233	17,090	66,601	77,934	150,024	Suspend/GA	
Mosul Bank	BMFI	50,000	42.7	1.35	67,500	57.7	-	48.4%	-	-	-	1.49	0.87	6M11	10.5	8.4	8.8	1.8	1.1	1.0	6,449	8,071	3,833	37,157	60,836	68,223	Suspend/GA	
Mansour Bank	BMNS	100,000	85.5	1.47	147,000	125.6	-	5.0%	1.50	1.40	445,747	1.88	1.17	6M11	13.7	33.7	24.0	1.9	1.8	1.7	10,718	4,356	3,064	76,255	81,006	87,782	-	
National Bank of Iraq	BNOI	100,000	85.5	1.08	108,000	92.3	-3.6%	33.3%	1.12	1.05	60,814	1.16	0.78	6M11	34.4	184.3	25.3	3.5	2.1	2.0	3,135	586	2,133	31,081	51,767	55,047	-	
North Bank	BNOR	125,000	106.8	2.80	350,000	299.1	-	40.0%	-	-	-	3.32	2.46	6M11	24.4	19.6	9.9	3.0	2.8	2.0	14,370	17,816	17,750	117,821	126,685	174,813	Suspend/GA	
Credit Bank of Iraq	BROI	100,000	85.5	3.85	385,000	329.1	-4.9%	57.1%	4.05	3.70	79,678	4.70	1.65	6M11	22.4	50.7	23.7	4.1	3.4	3.0	17,194	7,592	8,139	93,070	111,913	127,089	-	
Sumer Commercial Bank	BSUC	100,000	85.5	0.80	80,000	68.4	-3.6%	-1.2%	0.85	0.77	251,994	0.92	0.76	3M11	92.4	15.7	16.7	1.6	1.4	0.9	865	5,091	1,196	49,752	59,249	92,522	-	
United Bank for Investment	BUND	150,000	128.2	3.56	534,000	456.4	-	102.3%	-	-	-	3.56	1.50	3M11	-	38.1	11.0	22.6	4.7	2.6	-711	14,025	12,153	23,646	112,678	202,865	Suspend/GA	
Union Bank of Iraq	BUOI	50,000	42.7	1.05	52,500	44.9	-	16.7%	-	-	-	1.09	0.88	6M11	36.8	18.8	12.6	1.9	1.0	0.8	1,425	2,795	2,091	27,959	54,016	62,669	Suspend/GA	
Warka Bank for Investment	BWAI	75,000	64.1	1.26	94,500	80.8	-	-	-	-	-	1.26	1.26	6M11	5.7	3.4	4.5	1.2	1.0	0.7	16,691	27,999	10,504	80,140	94,950	138,016	Suspend/GA	
Total					3,874,551	3,311.6					6,323,225																	
Insurance Sector																												
Ahliya Insurance	NAHF	1,508	1.3	1.37	2,066	1.8	-	21.2%	-	-	-	1.83	1.05	6M11	11.3	9.4	8.0	1.2	1.0	1.0	183	221	130	1,786	1,998	1,970	Suspend/GA	
Al-Ameen Insurance	NAME	1,000	0.9	2.95	2,950	2.5	-	118.5%	-	-	-	3.06	1.20	FY10	9.9	20.6	63.8	1.9	1.8	1.8	297	143	46	1,519	1,645	1,666	Suspend/GA	
Dar Essalaam Insurance	NDSA	2,420	2.1	4.00	9,680	8.3	-14.7%	-8.0%	4.23	4.00	1,938	5.25	2.40	FY10	46.0	45.6	43.8	3.7	3.3	3.1	211	212	221	2,630	2,891	3,091	-	
Gulf Insurance and Reinsurance	NGIR	2,000	1.7	0.94	1,880	1.6	-1.1%	-34.7%	0.97	0.94	13,758	2.00	0.93	3M11	117.9	53.4	-	1.8	1.7	1.8	16	35	-10	1,064	1,095	1,043	-	
Al-Hamraa Insurance	NHAM	1,500	1.3	2.20	3,300	2.8	-	46.7%	-	-	-	2.25	0.92	FY10	5.8	9.9	9.8	2.5	2.0	1.8	572	335	336	1,332	1,646	1,849	-	
Total					19,876	17.0					15,696																	
Investment Sector																												
Al-Ameen Financial Investment	VAMF	750	0.6	0.73	548	0.5	-	-18.9%	-	-	-	0.90	0.73	6M11	-	12.6	17.1	1.0	0.8	0.5	-275	43	16	545	670	1,088	-	
Al-Ayaam Financial Investment	VAYF	400	0.3	0.81	324	0.3	-	-19.0%	-	-	-	1.00	0.81	6M11	137.6	6.2	10.1	1.3	0.8	0.8	2	52	16	242	383	395	-	
AL- Batek for Financial Investment	VBAT	1,000	0.9	0.92	920	0.8	-	-1.1%	-	-	-	0.93	0.92	3M11	11.0	13.9	-	0.9	0.9	0.6	84	66	-5	1,041	1,044	1,447	-	
Al-Khaima Financial Investment	VKHA	400	0.3	1.00	400	0.3	-	-	-	-	-	1.00	1.00	6M11	116.5	4.9	5.8	1.4	0.9	0.9	3	82	34	295	455	467	-	
Al-Kheir Financial Investment	VKHF	7,000	6.0	0.50	3,500	3.0	-9.1%	28.2%	0.55	0.50	8,123	0.79	0.37	3M11	6.0	44.6	-	0.4	0.4	0.5	587	78	-22	7,854	7,933	7,701	-	
Mesopotamia Investment	VMES	1,000	0.9	0.86	860	0.7	-	-14.0%	-	-	-	1.00	0.83	3M11	107.5	118.8	-	0.9	0.9	1.0	8	7	-29	968	975	894	-	
Al-Qum'a for Financial Investment	VQUF	1,000	0.9	2.20	2,200	1.9	-7.9%	171.6%	2.20	2.20	55	2.68	0.80	FY10	-	53.0	49.0	4.1	3.9	4.0	-10	42	45	533	564	547	-	
AL-Wiaam Financial Investment	VWIF	1,250	1.1	2.81	3,513	3.0	-	44.1%	-	-	-	2.85	1.70	3M11	-	9.7	12.8	2.6	2.2	2.1	-34	361	68	1,357	1,630	1,709	Suspend/GA	
Al-Zawraa for Financial Investment	VZAF	1,000	0.9	1.00	1,000	0.9	-	-9.1%	1.00	1.00	258	1.12	0.90	3M11	22.0	50.0	5.1	0.9	0.9	0.8	46	20	49	1,100	1,129	1,178	-	
Total					13,264	11.3					8,436																	

Source: Iraq Stock Exchange

Performance of Traded Shares

Code	Paid-in Capital		Closing Price	Market Cap		Wk. Closing		Intra Week		Wk. Turnover (ID'000)	52 Week		Last Fin.*	P/E			P/BV			Net Profit (ID mn)			BV (ID mn)			Note	
	(ID mn)	(\$ mn)		(ID mn)	(\$ mn)	Chg/w	YTD Chn	High	Low		High	Low		FY08	FY09	Last*	FY08	FY09	Last*	FY08	FY09	Last*	FY08	FY09	Last*		
Services Sector																											
Al-Ameen Estate Investment	SAEI	6,960	5.9	2.60	18,096	15.5	-	-15.0%	-	-	-	3.75	1.85	3M11	-	-	-	2.6	2.6	2.6	-5	-37	-17	6,994	7,001	7,000	-
AL-Badia General Trans	SBAG	1,350	1.2	13.80	18,630	15.9	2.1%	4.2%	13.90	13.53	19,459	15.55	9.71	6M11	13.7	18.0	20.4	8.0	5.7	4.1	1,356	1,033	456	2,326	3,260	4,555	-
Baghdad Motor cars Servicing	SBMC	1,080	0.9	1.65	1,782	1.5	-	-4.6%	-	-	-	2.30	1.63	FY09	-	-	-	9.2	-	2.1	-38	-	-77	193	-	832	Suspend/ISC
Baghdad Passengers Transport	SBPT	160	0.1	35.00	5,600	4.8	-	40.0%	-	-	-	37.51	13.75	6M11	-	16.2	88.6	19.9	9.0	7.9	14	346	32	281	623	710	Suspend/ISC
Iraqi for General Transportation	SIGT	1,500	1.3	7.21	10,815	9.2	-	-	-	-	-	7.21	7.21	3M11	-	-	10.7	-	-	2.1	-	-	252	-	-	5,158	Suspend/ISC
Iraqi Land Transport	SILT	10,000	8.5	6.74	67,400	57.6	-1.2%	-53.7%	7.00	6.70	311,290	15.90	6.70	3M11	38.9	20.3	-	6.7	5.7	4.6	1,734	3,317	65	10,088	11,908	14,548	-
Kharkh Tour Amuzement City	SKTA	175	0.1	10.75	1,881	1.6	-6.5%	-23.2%	11.00	10.75	6,487	20.84	10.25	3M11	-	-	19.9	13.5	12.7	7.4	1	8	24	139	148	254	-
Mosul for Funfairs	SMOF	230	0.2	28.00	6,426	5.5	-2.8%	-8.2%	28.50	27.25	64,647	33.00	19.25	3M11	31.7	18.9	29.5	16.4	8.8	118.2	203	340	54	393	729	54	-
Mamoura Real estate Investment	SMRI	11,726	10.0	4.95	58,044	49.6	-0.8%	114.3%	5.00	4.93	106,348	5.10	1.20	6M11	59.1	52.7	-	7.9	6.8	4.5	981	1,101	138	7,372	8,529	12,892	-
AL-Nukhba General Contracting	SNUC	2,000	1.7	3.22	6,440	5.5	-2.4%	-8.0%	3.49	3.00	20,140	4.50	1.45	6M11	20.8	32.0	5.3	3.3	3.5	2.3	310	201	602	1,977	1,858	2,776	-
Total					195,114	166.8					528,371																
Industry Sector																											
Baghdad for Packing Materials	IBPM	270	0.2	17.00	4,590	3.9	-	107.3%	-	-	-	17.50	7.50	6M11	-	-	158.5	14.6	15.6	15.0	15	-18	14	315	295	306	Suspend/GA
Baghdad Soft Drinks	IBSD	125,000	106.8	2.03	253,750	216.9	-2.9%	84.5%	2.13	1.99	415,985	2.25	1.17	6M11	-	43.7	58.9	2.4	2.1	1.7	-39	5,803	2,153	107,611	122,638	149,445	-
Eastern Brewery	IEAB	8,845	7.6	0.77	6,811	5.8	-	-	-	-	-	0.77	0.85	FY08	-	-	-	2.3	-	2.3	-118	-	-118	2,923	-	2,923	Suspend/ISC
Electronic Industries	IELI	18,000	15.4	2.48	44,640	38.2	-	-21.5%	-	-	-	5.00	2.48	FY09	-	-	-	-	-	6.7	-	-	-2,099	-	-	6,670	Suspend/ISC
Fallujah Construction Materials	IFCM	1,080	0.9	3.62	3,910	3.3	-	-3.5%	-	-	-	4.18	2.46	6M11	-	63.4	129.0	9.7	4.6	2.7	-115	62	15	403	848	1,427	Suspend/GA
Nationality Household Furniture Industry	IHFI	1,260	1.1	1.41	1,777	1.5	-2.8%	-15.1%	1.41	1.40	627	1.85	1.35	3M11	-	28.4	-	1.3	1.2	1.0	-236	63	-11	1,385	1,465	1,784	-
Al-Hilal Industries	IHLI	12,375	10.6	1.18	14,603	12.5	-	1.7%	-	-	-	1.41	0.90	3M11	-	-	-	-	156.2	3.9	-2,153	-1,034	-594	-561	93	3,715	Suspend/ISC
Iraqi for Carton Manufacturies	IICM	3,795	3.2	1.32	5,009	4.3	4.8%	-9.6%	1.33	1.26	303,339	1.79	1.15	3M11	-	-	-	-	13.0	1.5	-962	-677	-277	-215	385	3,355	-
Iraqi Date Processing and Marketing	IIDP	6,337	5.4	2.00	12,674	10.8	-	-	-	-	-	2.00	2.00	FY09	-	-	8.0	1.7	-	1.4	-787	-	-1,587	7,435	-	9,056	Suspend/ISC
Iraqi Engineering Works	IIEW	1,000	0.9	3.30	3,300	2.8	-	-7.0%	-	-	-	4.00	2.00	3M11	110.7	-	20.1	3.9	3.8	47.9	30	2	41	849	870	69	Suspend/GA
Iraqi For Tufted Carpets & Floor	IITC	500	0.4	4.45	2,225	1.9	-4.3%	-7.3%	4.50	4.40	8,238	5.85	4.05	3M11	11.8	8.8	1.9	1.4	1.3	1.2	188	253	295	1,609	1,763	1,885	-
Kirkuk for Producing	IKFP	744	0.6	1.71	1,272	1.1	-	-34.0%	-	-	-	2.75	1.65	FY10	-	188.8	188.8	16.2	14.7	14.7	-52	7	7	79	87	87	Suspend/GA
Al-khazer for Construction Materials	IKHC	1,100	0.9	2.70	2,970	2.5	3.8%	-12.9%	2.70	2.70	1,350	3.14	1.95	3M11	-	37.7	-	3.0	2.7	2.6	-67	79	-5	976	1,110	1,127	-
AL-Kindi for Production of Veterinary	IKLV	2,400	2.1	4.43	10,632	9.1	-	53.3%	-	-	-	5.10	1.75	FY09	-	28.1	26.7	7.3	3.5	3.5	32	378	398	1,463	3,072	3,072	Suspend/ISC
Al-Mansour Pharmaceuticals Industries	IMAP	2,500	2.1	4.20	10,498	9.0	-	52.2%	-	-	-	4.35	2.00	3M11	38.6	29.5	-	4.4	3.6	3.5	272	356	10	2,390	2,894	2,981	Suspend/GA
Modern Chemical Industries	IMCI	60	0.1	55.00	3,300	2.8	-	-	55.00	55.00	34	55.00	55.00	6M11	75.2	44.0	20.4	11.5	10.9	8.4	44	75	81	287	302	392	-
Modern Construction Materials Industry	IMCM	3,747	3.2	0.98	3,672	3.1	-	-18.3%	-	-	-	1.61	0.90	3M11	-	-	-	2.6	2.0	1.2	-74	-367	-48	1,431	1,846	3,024	Suspend/GA
National Metallic Industries and Bicycles	IMIB	5,000	4.3	2.11	10,550	9.0	-	-21.9%	-	-	-	3.00	1.70	6M11	6.0	64.4	48.1	1.2	1.5	2.1	1,772	164	110	8,475	7,200	4,933	Suspend/ISC
Modern Sewing	IMOS	1,800	1.5	0.74	1,332	1.1	-	-	-	-	-	0.85	0.72	3M11	-	-	5.6	1.0	1.2	1.7	-229	-160	60	1,293	1,152	782	Suspend/ISC
Modern Paint Industries	IMPI	9,214	7.9	3.68	33,907	29.0	-	-4.2%	-	-	-	5.60	1.52	6M11	-	-	-	3.1	3.4	16.0	-522	-1,132	-306	11,105	9,980	2,114	Suspend/ISC
National Chemical & Plastic Industries	INCP	7,594	6.5	4.16	31,590	27.0	-5.5%	-3.3%	4.18	4.00	68,867	5.05	1.27	3M11	-	-	16.1	4.3	4.9	6.4	-2,248	-1,188	491	7,268	6,486	4,947	-
Nineveh Food Industries	INFI	3,600	3.1	0.90	3,240	2.8	-	-18.2%	-	-	-	3.54	0.88	3M11	-	-	80.3	1.1	1.1	1.3	-	-	10	3,010	2,897	2,557	Suspend/ISC
Northern Soft Drinks and Mineral Water	INSD	31,875	27.2	0.61	19,444	16.6	-4.7%	-12.9%	0.64	0.59	364,577	0.91	0.52	3M11	-	-	-	0.6	0.6	0.7	95	-1,557	-311	32,995	31,438	29,616	-
Ready Made Clothes	IRMC	956	0.8	4.90	4,684	4.0	1.0%	103.3%	5.00	4.72	199,361	5.20	2.00	6M11	13.6	-	4.3	5.5	9.0	3.5	345	-415	539	849	519	1,338	-
The Light Industries	ITLI	16,800	14.4	1.14	19,152	16.4	-	-1.7%	-	-	-	1.34	0.89	9M10	-	-	-	7.3	3.4	2.2	-3,167	-3,450	-2,584	2,624	5,686	8,727	Suspend/ISC
Total					509,532	435.5					1,362,379																

Source: Iraq Stock Exchange

Performance of Traded Shares

	Code	Paid-in Capital		Closing Price	Market Cap		Wk. Closing		Intra Week		Wk. Turnover (ID'000)	52 Week		Last Fin.*	P/E		P/BV		Net Profit (ID mn)			BV (ID mn)			Note		
		(ID mn)	(\$ mn)		(ID mn)	(\$ mn)	Chg/w	YTD Chn	High	Low		High	Low		FY08	FY09	Last*	FY08	FY09	Last*	FY08	FY09	Last*	FY08		FY09	Last*
Hotel & Tourism Sector																											
Ashour Hotel	HASH	376	0.3	14.50	5,457	4.7	-2.0%	11.5%	14.60	14.50	125,692	16.80	11.00	3M11	-	-	63.3	21.3	21.3	28.6	-37	-12	22	256	256	191	-
Baghdad Hotel	HBAG	1,922	1.6	18.95	36,422	31.1	-0.3%	-3.8%	19.00	18.95	20,686	20.90	3.00	FY10	-	-	-	16.0	25.2	25.1	-531	-833	105	2,278	1,445	1,451	-
Babylon Hotel	HBAY	1,350	1.2	39.00	52,650	45.0	-2.5%	-3.9%	40.50	39.00	33,671	47.06	13.00	3M11	-	-	-	-	144.0	-	-540	-158	60	243	366	78	-
Ishtar Hotels	HISH	1,500	1.3	34.26	51,390	43.9	-	-4.8%	-	-	-	37.00	18.00	3M11	-	-	-	28.9	54.7	19.6	-887	-863	-863	1,776	940	2,616	Suspend/ISC
Karbala Hotels	HKAR	1,620	1.4	5.40	8,748	7.5	-1.8%	-6.9%	5.45	5.40	9,153	6.25	4.75	3M11	-	-	-	9.7	5.1	4.7	22	-1	11	907	1,715	1,869	-
AL-Mansour Hotel	HMAN	2,923	2.5	38.25	111,805	95.6	-4.4%	-0.4%	39.50	38.25	177,985	43.50	22.00	3M11	-	99.4	-	47.6	32.1	28.2	114	1,124	60	2,346	3,482	3,968	-
National for Tourist Investments	HNTI	2,755	2.4	24.43	67,305	57.5	-	19.2%	-	-	-	25.80	10.00	FY10	162.7	129.9	94.5	21.1	17.6	14.8	414	518	712	3,184	3,817	4,533	Suspend/GA
Palestine Hotel	HPAL	4,470	3.8	17.45	78,002	66.7	-	-11.0%	-	-	-	22.00	17.35	FY09	-	-	-	20.1	27.2	27.2	-724	-1,159	-1,159	3,876	2,873	2,873	Suspend/ISC
Al-Sadeer Hotel	HSAD	708	0.6	59.00	41,772	35.7	-6.3%	14.6%	65.00	59.00	32,270	70.00	3.00	3M11	-	121.8	-	63.3	41.3	-	-	-	-	660	1,011	24	-
Tourist Village of Mosul dam	HTVM	40	0.0	35.50	1,420	1.2	-0.7%	-2.2%	35.50	33.95	40,947	44.77	3.00	3M11	-	-	-	-	-	-	-62	-100	-35	-42	-135	-35	-
Total					454,970	388.9					440,404																
Agriculture Sector																											
Al-Ahlyia for Agricultural	AAHP	575	0.5	0.85	489	0.4	-	-22.7%	-	-	-	1.12	0.80	FY10	-	-	-	0.9	1.0	2.5	-65	-81	-285	565	483	199	Suspend/GA
Iraqi For Meat production and marketing	AIPM	3,750	3.2	7.96	29,850	25.5	0.1%	13.7%	8.00	7.80	43,756	8.50	6.16	3M11	-	-	32.2	5.4	5.5	4.8	-665	-194	232	5,573	5,455	6,162	-
Iraqi Agricultural Products Marketing	AIRP	360	0.3	6.90	2,484	2.1	-1.4%	48.4%	7.00	6.50	7,068	7.30	3.75	3M11	26.7	25.0	-	3.3	2.7	2.5	93	99	-16	764	931	983	-
Iraqi for Seed Production	AISP	3,140	2.7	3.85	12,089	10.3	8.5%	54.0%	3.85	3.30	51,218	4.26	1.93	FY10	-	52.5	13.8	25.1	16.5	7.5	-514	230	874	481	734	1,622	-
The Modern for Animal Agricultural Prod.	AMAP	540	0.5	1.66	896	0.8	-	13.7%	-	-	-	2.18	1.03	FY10	21.8	32.0	34.1	0.3	0.3	0.3	41	28	26	2,969	2,939	2,980	Suspend/GA
Middle East for Production - Fish	AMEF	300	0.3	25.00	7,500	6.4	-	25.0%	25.00	25.00	29,909	25.80	2.00	FY10	144.0	86.2	30.5	17.9	14.6	5.3	52	87	246	420	514	1,405	-
AL-Therar for Agricultural Production	ATHP	2,400	2.1	0.40	960	0.8	-	-	-	-	-	0.40	0.40	FY09	2.7	2.3	3.0	1.0	1.7	4.0	350	423	323	981	558	239	Suspend/ISC
Total					54,268	46.4					131,952																
Grand Total					5,121,575	4,377.4					8,810,463																

Source: Iraq Stock Exchange

*Last Financials: The date of the most recent financial statements.

P/E (Last): We divide "Current MCap" to "annualized YTD profit".

P/BV (Last): Calculated by dividing "Current Mcap" to "BV in its Last Financials".

Note: "Suspend/ISC" companies are not trading due to ISC Instructions.

"Suspend/GA" companies are not trading due to General Assembly Meetings.