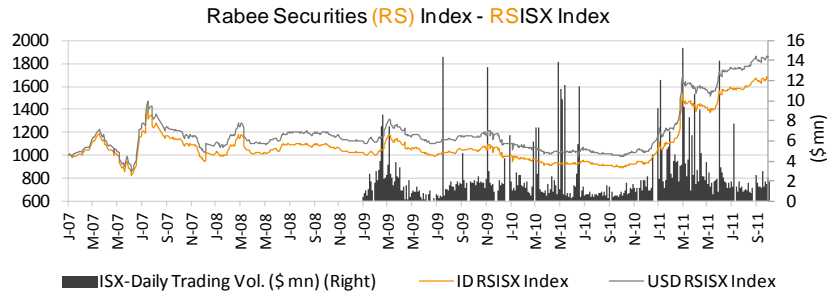


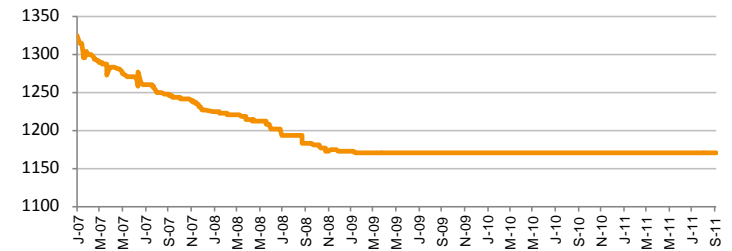
Weekly Value Traded

ID11,123,046,000



Iraqi Dinar Value

1USD=1170



For any inquiries, contact:

Research

Aysegul Ozge Ozgur

[aозgur@rabeesecurities.com](mailto:aozgur@rabeesecurities.com)

Trading

traders@rabeesecurities.com

Address: 903/14/19

Karada

Baghdad-Iraq

Tel: +964 1 7180 696

info@rabeesecurities.com

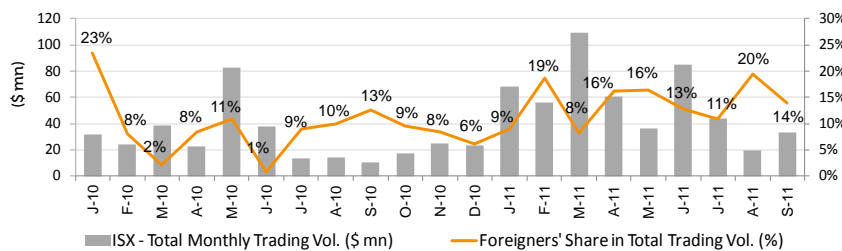
RS Bloomberg page: <RSIQ>

www.rabeesecurities.com

DISCLAIMER

This publication may not be reproduced, modified, or re-disseminated in whole or in part without the prior written permission of Rabee Securities. The information provided herein is of a general nature and for informational purposes only and is not intended to serve as an offer or solicitation with respect to the purchase or sale of any security, or as a recommendation to adopt any particular trading strategy. Such information is subject to change without prior notice. Although Rabee Securities obtains information from sources it considers reliable, Rabee Securities makes no representations or warranties, express or implied, as to the information's accuracy or completeness. Furthermore, such information may be incomplete or condensed. Rabee Securities, its affiliates, directors, employees, assigns, agents, and successors bear no liability for any errors or omissions in this publication or for any losses arising from the use of or reliance upon this information. This limitation on liability applies to direct, indirect, consequential, special, punitive, or other damages, as well as damages for loss of profits or business interruption. Investors shall bear all responsibility for investment decisions taken on the basis of the contents of this report. Rabee Securities strongly advises potential investors to seek financial guidance when determining whether an investment is appropriate to their needs. All estimates included in this report constitute Rabee Securities' opinion as of the date published on the report and are subject to change without notice.

ISX - Total Monthly Trading Vol. (\$ mn) & Foreigners' Share in Total T. Vol. (%)



Best Performers - Weekly

Code	Price (ID)	Price Chg/w
SAEI	3.500	45.8%
SBAG	15.730	20.1%
HBAG	21.500	13.2%
NDSA	3.760	12.6%
HMAN	39.890	9.4%

Worst Performers - Weekly

Code	Price (ID)	Price Chg/w
VWIF	1.620	-42.3%
IRMC	3.300	-34.0%
HSAD	45.000	-23.7%
BUND	2.890	-18.8%
AAHP	0.840	-9.7%

RSISX Index Vs. Neighbour Market S.E.

Index Close	Index Close	Chg. /w	Chg. /YTD
RSISX INDEX	1,675	0.9%	69.1%
EGYPT	3,952	-4.5%	-41.0%
KUWAIT	5,826	-0.1%	-15.5%
SAUDI	6,002	-1.8%	-9.8%
MUSCAT	5,535	-1.2%	-20.8%
QATAR	8,242	-1.8%	-9.1%
DUBAI	1,395	-2.5%	-13.3%
ABUDHABI	2,494	-1.5%	-7.1%
BAHRAIN	1,166	0.0%	-18.1%
TURKEY	57,339	-3.9%	-13.0%
IRAN	26,864	0.3%	42.5%

Top 5 Traded Volume - Weekly

Code	Price ID	Trad.Vol./w IDmn	\$mn
BBOB	3.940	2,129	1.8
BIME	2.060	1,778	1.5
BUND	2.890	1,653	1.4
BIBI	1.030	1,530	1.3
BMNS	1.310	618	0.5

By the end of the week, 38 companies were able to trade in this session, and 37 companies were unable to do so mainly due to their General Assembly Meeting or ISX / ISC Instructions.

The dinar remained stable for the week, trading at 1170 to the dollar. Volumes for the week reached ID11.1bln (\$9.5mn), and the numbers of shares traded reached 5.5bn.

Foreigners executed total 577 transactions this week. They executed 394 buying transactions amounted at ID2.5bn (\$2.1mn) and 183 selling transactions amounted at ID1.6bn (\$1.5mn). Thus, net purchases of foreigners reached ID874mn (\$747K), while their share in total trading volume was 18.1%.

News from Iraq

Politics

- At the end of Iraqi political leaders' meeting which was held on Tuesday night at the house of Iraqi President Jalal Talabani, deputy Prime Minister Roz Nuri Shawis reported that heads of political parties agreed on keeping American military trainers after US troops withdrawal by the end of the year. (Alsumaria TV)
- Parliamentary Legal Commission member pointed out on Thursday that the new party law will organize the parties' work, formations and financing, which will minimize the chaos of the parties witnessed in Iraq. (Noozz)
- The long-postponed delegation of Kurdish politicians arrived in Baghdad on Tuesday to discuss the outstanding issues between the Kurdistan Region Government (KRG) and the federal government. (AKnews)

Economics

- Vice-President Tariq al-Hashimi discussed with the EU ambassador to Iraq means of developing bilateral relations, according to a statement by his office. (Noozz)
- The Chairman of Basra's Provincial Council Sabah al-Bazouni reported that on Wednesday the Swedish Trade Minister and her accompanying delegation visited Basra to review investment possibilities between the two countries. (Aswat Al-Iraq)
- Kurdistan Ministry of Trade and Industry signed on Tuesday a memorandum of understanding with the Italian Ministry of Economic Development. (Aswat Al-Iraq)

ISX - Company Announcements

- AL-Badia General Trans (SBAG) will hold AGM on October 25, 2011 to discuss 2010 annual financial report and capital increase through bonus issue. ISX will suspend trading of SBAG starting on October 18, 2011.
- Al-Kheir Financial Investment (VKHF) will hold AGM on October 19, 2011 to discuss 2009 and 2010 annual financial reports. ISX will suspend trading of VKHF starting on October 12, 2011.
- National Chemical & Plastic Ind. (INCP) will hold AGM on October 13, 2011 to discuss 2010 annual financial report and capital increase through 100% rights issue. ISX suspended trading of INCP starting on October 6, 2011.
- The original shares of Ready Made Clothes (IRMC) resumed trading on October 5, 2011 before the capital increase through 41.214% bonus issue.
- United Bank for Investment (BUND) resumed trading on October 4, 2011. BUND increased its capital from ID150bn to ID200bn through 20% bonus issue and 13.333% rights issue.
- AL-Wiaam for Financial Investment (VWIF) resumed trading on October 4, 2011. VWIF increased its capital from ID1.5bn to ID2.0bn through 4% bonus issue and 29.333% rights issue.
- Al-Mansour Hotel (HMAN) resumed trading on October 4, 2011 without a change in its capital. HMAN was not trading since September 21, 2011 due to GA.
- Kirkuk for Producing (IKFP) resumed trading on October 2, 2011.
- Al-Sadeer Hotel (HSAD) resumed trading on October 2, 2011.

Performance of Traded Shares

Code	Paid-in Capital		Closing Price	Market Cap		Wk. Closing		Intra Week		Wk. Turnover (ID'000)	52 Week		Last Fin.*	P/E			P/BV			Net Profit (ID mn)			BV (ID mn)			Note	
	(ID mn)	(\$ mn)		(ID mn)	(\$ mn)	Chg/w	YTD Chn	High	Low		High	Low		FY08	FY09	Last*	FY08	FY09	Last*	FY08	FY09	Last*	FY08	FY09	Last*		
Banking Sector																											
Ashur Bank	BASH	66,700	57.0	0.99	66,033	56.4	-	12.5%	-	-	-	1.11	0.86	6M11	7.0	6.7	10.7	1.1	1.0	0.8	9,469	9,846	3,089	59,561	69,303	83,143	Suspend/GA
Babylon Bank	BBAY	100,000	85.5	0.85	85,000	72.6	-5.6%	-2.3%	0.91	0.85	154,370	1.09	0.85	6M11	15.4	23.2	18.9	2.1	1.5	1.4	5,537	3,657	2,247	39,636	55,363	62,081	-
Bank of Baghdad	BBOB	112,900	96.5	3.94	444,826	380.2	-0.8%	120.1%	4.05	3.90	2,129,374	4.15	1.31	6M11	20.8	28.1	13.9	4.8	4.1	3.2	21,417	15,802	16,004	93,342	109,170	137,362	-
Commercial Bank of Iraq	BCOI	100,000	85.5	1.27	127,000	108.5	-	-8.6%	1.28	1.25	586,888	1.55	1.20	6M11	72.6	33.1	13.7	1.9	1.5	0.9	1,749	3,832	4,623	67,053	84,151	139,161	-
Dijla and Furat Bank	BDFD	50,000	42.7	0.85	42,500	36.3	-	19.7%	-	-	-	1.05	0.69	6M11	23.5	8.1	11.2	0.8	0.8	0.8	1,806	5,254	1,897	50,101	55,355	53,864	Suspend/GA
Dar Essalaam Investment Bank	BDSI	105,800	90.4	4.95	523,710	447.6	0.2%	-18.9%	5.00	4.91	207,915	6.80	4.73	6M11	30.5	53.0	132.4	8.7	8.1	7.7	17,196	9,880	1,978	59,854	65,036	67,979	-
Economy Bank for Investment	BEFI	100,000	85.5	1.33	133,000	113.7	3.1%	2.3%	1.35	1.26	59,191	1.67	1.20	FY10	9.3	20.8	12.2	3.1	1.6	1.4	14,295	6,387	10,878	43,519	84,589	96,764	-
Gulf Commercial Bank	BGUC	56,990	48.7	1.01	57,560	49.2	-	12.2%	-	-	-	1.29	0.84	6M11	3.8	7.2	6.1	1.4	1.0	0.8	15,112	7,957	4,684	41,050	60,055	70,095	Suspend/GA
Investment Bank of Iraq	BIBI	100,000	85.5	1.03	103,000	88.0	-3.7%	-16.9%	1.08	1.03	1,529,812	1.32	1.03	3M11	12.7	22.4	12.7	2.2	1.6	1.0	8,083	4,595	2,021	47,046	62,522	102,869	-
Iraqi Islamic Bank	BIB	51,192	43.8	1.01	51,704	44.2	-	12.2%	-	-	-	1.03	0.78	FY10	-	102.2	-	2.0	1.0	1.0	-325	506	94	25,436	51,658	51,758	Suspend/GA
Iraqi Middle East Investment Bank	BIME	100,000	85.5	2.06	206,000	176.1	0.5%	87.3%	2.11	2.05	1,777,885	2.27	0.80	6M11	14.8	17.6	10.2	3.2	2.7	1.6	13,952	11,707	10,138	63,840	75,547	128,293	-
Kurdistan International Bank	BKUI	100,000	85.5	2.50	250,000	213.7	-	76.1%	-	-	-	3.36	1.22	6M11	22.1	18.9	7.3	3.8	3.2	1.7	11,313	13,233	17,090	66,601	77,934	150,024	Suspend/GA
Mosul Bank	BMFI	50,000	42.7	1.35	67,500	57.7	-	48.4%	-	-	-	1.49	0.87	6M11	10.5	8.4	8.8	1.8	1.1	1.0	6,449	8,071	3,833	37,157	60,836	68,223	Suspend/GA
Mansour Bank	BMNS	100,000	85.5	1.31	131,000	112.0	-6.4%	-6.4%	1.43	1.30	618,255	1.88	1.17	6M11	12.2	30.1	21.4	1.7	1.6	1.5	10,718	4,356	3,064	76,255	81,006	87,782	-
National Bank of Iraq	BNOI	100,000	85.5	1.00	100,000	85.5	-1.0%	23.5%	1.02	1.00	35,227	1.16	0.78	6M11	31.9	170.6	23.4	3.2	1.9	1.8	3,135	586	2,133	31,081	51,767	55,047	-
North Bank	BNOR	125,000	106.8	2.80	350,000	299.1	-	40.0%	-	-	-	3.32	2.46	6M11	24.4	19.6	9.9	3.0	2.8	2.0	14,370	17,816	17,750	117,821	126,685	174,813	Suspend/GA
Credit Bank of Iraq	BROI	100,000	85.5	4.00	400,000	341.9	6.7%	63.3%	4.00	3.64	70,325	4.70	1.65	6M11	23.3	52.7	24.6	4.3	3.6	3.1	17,194	7,592	8,139	93,070	111,913	127,089	-
Sumer Commercial Bank	BSUC	100,000	85.5	0.82	82,000	70.1	-	1.2%	-	-	-	0.92	0.76	6M11	94.7	16.1	33.5	1.6	1.4	0.9	865	5,091	1,223	49,752	59,249	92,548	Suspend/GA
United Bank for Investment	BUND	200,000	170.9	2.89	578,000	494.0	-18.8%	64.2%	3.14	2.81	1,653,473	3.56	1.50	6M11	-	41.2	11.4	24.4	5.1	2.8	-711	14,025	25,396	23,646	112,678	209,323	-
Union Bank of Iraq	BUOI	50,000	42.7	1.05	52,500	44.9	-	16.7%	-	-	-	1.09	0.88	6M11	36.8	18.8	12.6	1.9	1.0	0.8	1,425	2,795	2,091	27,959	54,016	62,669	Suspend/GA
Warka Bank for Investment	BWAI	75,000	64.1	1.26	94,500	80.8	-	-	-	-	-	1.26	1.26	6M11	5.7	3.4	4.5	1.2	1.0	0.7	16,691	27,999	10,504	80,140	94,950	138,016	Suspend/GA
Total					3,945,833	3,372.5					8,822,715																
Insurance Sector																											
Ahliya Insurance	NAHF	1,508	1.3	1.37	2,066	1.8	-	21.2%	-	-	-	1.83	1.05	6M11	11.3	9.4	8.0	1.2	1.0	1.0	183	221	130	1,786	1,998	1,970	Suspend/GA
Al-Ameen Insurance	NAME	1,000	0.9	2.95	2,950	2.5	-	118.5%	-	-	-	3.06	1.20	FY10	9.9	20.6	63.8	1.9	1.8	1.8	297	143	46	1,519	1,645	1,666	Suspend/GA
Dar Essalaam Insurance	NDSA	2,420	2.1	3.76	9,099	7.8	12.6%	-13.6%	3.80	3.45	102,318	5.25	2.70	6M11	43.2	42.9	-	3.5	3.1	2.9	211	212	3	2,630	2,891	3,106	-
Gulf Insurance and Reinsurance	NGIR	2,000	1.7	0.85	1,700	1.5	-4.5%	-41.0%	0.89	0.84	5,248	1.80	0.84	6M11	106.6	48.3	-	1.6	1.6	0.8	16	35	-13	1,064	1,095	2,040	-
Al-Hamraa Insurance	NHAM	1,500	1.3	2.20	3,300	2.8	-	46.7%	-	-	-	2.25	1.00	FY10	5.8	9.9	9.8	2.5	2.0	1.8	572	335	336	1,332	1,646	1,849	-
Total					19,115	16.3					107,566																
Investment Sector																											
Al-Ameen Financial Investment	VAMF	750	0.6	0.73	548	0.5	-	-18.9%	-	-	-	0.90	0.73	6M11	-	12.6	17.1	1.0	0.8	0.5	-275	43	16	545	670	1,088	-
Al-Ayaam Financial Investment	VAYF	400	0.3	0.81	324	0.3	-	-19.0%	-	-	-	1.00	0.81	6M11	137.6	6.2	10.1	1.3	0.8	0.8	2	52	16	242	383	395	-
AL- Batek for Financial Investment	VBAT	1,000	0.9	0.90	900	0.8	-	-3.2%	0.90	0.90	288	0.93	0.90	3M11	10.7	13.6	-	0.9	0.9	0.6	84	66	-5	1,041	1,044	1,447	-
Al-Khaima Financial Investment	VKHA	400	0.3	1.00	400	0.3	-	-	-	-	-	1.00	1.00	6M11	116.5	4.9	5.8	1.4	0.9	0.9	3	82	34	295	455	467	-
Al-Kheir Financial Investment	VKHF	7,000	6.0	0.50	3,500	3.0	-9.1%	28.2%	0.50	0.50	2,000	0.79	0.37	3M11	6.0	44.6	-	0.4	0.4	0.5	587	78	-22	7,854	7,933	7,701	-
Mesopotamia Investment	VMES	1,000	0.9	0.86	860	0.7	-	-14.0%	-	-	-	1.00	0.83	3M11	107.5	118.8	-	0.9	0.9	1.0	8	7	-29	968	975	894	-
Al-Qum'a for Financial Investment	VQUF	1,000	0.9	2.20	2,200	1.9	-	171.6%	-	-	-	2.68	0.80	FY10	-	53.0	49.0	4.1	3.9	4.0	-10	42	45	533	564	547	-
AL-Wiaam Financial Investment	VWIF	2,000	1.7	1.62	3,240	2.8	-42.3%	-16.9%	2.00	1.62	6,085	2.85	1.62	3M11	-	9.0	11.8	2.4	2.0	1.9	-34	361	68	1,357	1,630	1,709	-
Al-Zawraa for Financial Investment	VZAF	1,000	0.9	1.00	1,000	0.9	-	-9.1%	1.00	1.00	1,828	1.12	0.90	3M11	22.0	50.0	5.1	0.9	0.9	0.8	46	20	49	1,100	1,129	1,178	-
Total					12,972	11.1					10,201																

Source: Iraq Stock Exchange

Performance of Traded Shares

Code	Paid-in Capital		Closing Price	Market Cap		Wk. Closing		Intra Week		Wk. Turnover (ID'000)	52 Week		Last Fin.*	P/E			P/BV			Net Profit (ID mn)			BV (ID mn)			Note	
	(ID mn)	(\$ mn)		(ID mn)	(\$ mn)	Chg/w	YTD Chn	High	Low		High	Low		FY08	FY09	Last*	FY08	FY09	Last*	FY08	FY09	Last*	FY08	FY09	Last*		
Services Sector																											
Al-Ameen Estate Investment	SAEI	6,960	5.9	3.50	24,360	20.8	45.8%	14.4%	3.50	2.64	59,249	3.75	1.85	3M11	-	-	-	3.5	3.5	3.5	-5	-37	-17	6,994	7,001	7,000	-
AL-Badia General Trans	SBAG	1,350	1.2	15.73	21,236	18.2	20.1%	18.7%	15.73	13.39	168,896	15.73	9.71	6M11	15.7	20.6	23.3	9.1	6.5	4.7	1,356	1,033	456	2,326	3,260	4,555	-
Baghdad Motor cars Servicing	SBMC	1,080	0.9	1.65	1,782	1.5	-	-4.6%	-	-	-	2.30	1.63	FY09	-	-	-	9.2	-	2.1	-38	-	-77	193	-	832	Suspend/ISC
Baghdad Passengers Transport	SBPT	160	0.1	35.00	5,600	4.8	-	40.0%	-	-	-	37.51	13.75	6M11	-	16.2	88.6	19.9	9.0	7.9	14	346	32	281	623	710	Suspend/ISC
Iraqi for General Transportation	SIGT	1,500	1.3	7.21	10,815	9.2	-	-	-	-	-	7.21	7.21	3M11	-	-	10.7	-	-	2.1	-	-	252	-	-	5,158	Suspend/ISC
Iraqi Land Transport	SILT	10,000	8.5	6.50	65,000	55.6	1.2%	-55.3%	6.80	6.40	90,215	15.90	6.40	3M11	37.5	19.6	-	6.4	5.5	4.5	1,734	3,317	65	10,088	11,908	14,548	-
Kharkh Tour Amusement City	SKTA	175	0.1	14.98	2,622	2.2	5.6%	7.0%	14.98	14.40	6,206	20.84	10.25	3M11	-	-	27.8	18.8	17.7	10.3	1	8	24	139	148	254	-
Mosul for Funfairs	SMOF	230	0.2	27.55	6,323	5.4	-0.7%	-9.7%	28.10	27.50	18,553	33.00	19.25	3M11	31.1	18.6	29.1	16.1	8.7	116.3	203	340	54	393	729	54	-
Mamoura Realestate Investment	SMRI	11,726	10.0	4.99	58,513	50.0	-	116.0%	4.99	4.96	49,215	5.10	1.39	6M11	59.6	53.2	-	7.9	6.9	4.5	981	1,101	138	7,372	8,529	12,892	-
AL-Nukhba General Contracting	SNUC	2,000	1.7	3.20	6,400	5.5	3.2%	-8.6%	3.30	3.05	44,184	4.50	1.90	6M11	20.6	31.8	5.3	3.2	3.4	2.3	310	201	602	1,977	1,858	2,776	-
Total					202,649	173.2					436,517																
Industry Sector																											
Baghdad for Packing Materials	IBPM	270	0.2	17.00	4,590	3.9	-	107.3%	-	-	-	17.50	7.50	6M11	-	-	158.5	14.6	15.6	15.0	15	-18	14	315	295	306	Suspend/GA
Baghdad Soft Drinks	IBSD	125,000	106.8	1.97	246,250	210.5	-1.5%	79.1%	2.02	1.96	396,145	2.25	1.17	6M11	-	42.4	57.2	2.3	2.0	1.6	-39	5,803	2,153	107,611	122,638	149,445	-
Eastern Brewery	IEAB	8,845	7.6	0.77	6,811	5.8	-	-	-	-	-	0.77	0.85	FY08	-	-	-	2.3	-	2.3	-118	-	-118	2,923	-	2,923	Suspend/ISC
Electronic Industries	IELI	18,000	15.4	2.48	44,640	38.2	-	-21.5%	-	-	-	5.00	2.48	FY09	-	-	-	-	-	6.7	-	-	-2,099	-	-	6,670	Suspend/ISC
Fallujah Construction Materials	IFCM	1,080	0.9	3.62	3,910	3.3	-	-3.5%	-	-	-	4.18	2.46	6M11	-	63.4	129.0	9.7	4.6	2.7	-115	62	15	403	848	1,427	Suspend/GA
Nationality Household Furniture Industry	IHFI	1,260	1.1	1.45	1,827	1.6	-2.7%	-12.7%	1.45	1.45	370	1.85	1.35	3M11	-	29.2	-	1.3	1.2	1.0	-236	63	-11	1,385	1,465	1,784	-
Al-Hilal Industries	IHLI	12,375	10.6	1.18	14,603	12.5	-	1.7%	-	-	-	1.41	0.90	3M11	-	-	-	-	156.2	3.9	-2,153	-1,034	-594	-561	93	3,715	Suspend/ISC
Iraqi for Carton Manufactures	IICM	3,795	3.2	1.22	4,630	4.0	-2.4%	-16.4%	1.25	1.17	152,359	1.79	1.15	3M11	-	-	-	-	12.0	1.4	-962	-677	-277	-215	385	3,355	-
Iraqi Date Processing and Marketing	IIDP	6,337	5.4	2.00	12,674	10.8	-	-	-	-	-	2.00	2.00	FY09	-	-	8.0	1.7	-	1.4	-787	-	1,587	7,435	-	9,056	Suspend/ISC
Iraqi Engineering Works	IIEW	1,000	0.9	3.35	3,350	2.9	8.1%	-5.6%	3.35	3.05	3,888	4.00	2.00	3M11	112.4	-	20.4	3.9	3.8	48.6	30	2	41	849	870	69	-
Iraqi For Tufted Carpets & Floor	IITC	500	0.4	4.70	2,350	2.0	3.3%	-2.1%	4.80	4.70	14,580	5.85	4.05	3M11	12.5	9.3	2.0	1.5	1.3	1.2	188	253	295	1,609	1,763	1,885	-
Kirkuk for Producing	IKFP	744	0.6	1.78	1,324	1.1	4.1%	-31.3%	1.85	1.71	8,395	2.75	1.65	FY10	-	196.5	196.5	16.9	15.3	15.3	-52	7	7	79	87	87	-
Al-khazer for Construction Materials	IKHC	1,100	0.9	2.65	2,915	2.5	-	-14.5%	2.65	2.65	222	3.14	1.95	3M11	-	37.0	-	3.0	2.6	2.6	-67	79	-5	976	1,110	1,127	-
AL-Kindi for Production of Veterinary	IKLV	2,400	2.1	4.43	10,632	9.1	-	53.3%	-	-	-	5.10	1.87	FY09	-	28.1	26.7	7.3	3.5	3.5	32	378	398	1,463	3,072	3,072	Suspend/ISC
Al-Mansour Pharmaceuticals Industries	IMAP	2,500	2.1	4.20	10,498	9.0	-	52.2%	-	-	-	4.35	2.00	3M11	38.6	29.5	-	4.4	3.6	3.5	272	356	10	2,390	2,894	2,981	Suspend/GA
Modern Chemical Industries	IMCI	60	0.1	55.00	3,300	2.8	-	-	-	-	-	55.00	55.00	6M11	75.2	44.0	20.4	11.5	10.9	8.4	44	75	81	287	302	392	-
Modern Construction Materials Industry	IMCM	3,747	3.2	0.98	3,672	3.1	-	-18.3%	-	-	-	1.61	0.90	3M11	-	-	-	2.6	2.0	1.2	-74	-367	-48	1,431	1,846	3,024	Suspend/GA
National Metallic Industries and Bicycles	IMIB	5,000	4.3	2.11	10,550	9.0	-	-21.9%	-	-	-	3.00	1.78	6M11	6.0	64.4	48.1	1.2	1.5	2.1	1,772	164	110	8,475	7,200	4,933	Suspend/ISC
Modern Sewing	IMOS	1,800	1.5	0.74	1,332	1.1	-	-	-	-	-	0.83	0.72	3M11	-	-	5.6	1.0	1.2	1.7	-229	-160	60	1,293	1,152	782	Suspend/ISC
Modern Paint Industries	IMPI	9,214	7.9	3.68	33,907	29.0	-	-4.2%	-	-	-	5.60	1.72	6M11	-	-	-	3.1	3.4	16.0	-522	-1,132	-306	11,105	9,980	2,114	Suspend/ISC
National Chemical & Plastic Industries	INCP	7,594	6.5	3.99	30,299	25.9	-3.9%	-7.2%	4.16	3.90	88,600	5.05	1.27	3M11	-	-	15.4	4.2	4.7	6.1	-2,248	-1,188	491	7,268	6,486	4,947	Suspend/GA
Nineveh Food Industries	INFI	3,600	3.1	0.90	3,240	2.8	-	-18.2%	-	-	-	3.54	0.88	3M11	-	-	80.3	1.1	1.1	1.3	-	-	10	3,010	2,897	2,557	Suspend/ISC
Northern Soft Drinks and Mineral Water	INSD	31,875	27.2	0.58	18,488	15.8	-1.7%	-17.1%	0.59	0.56	139,172	0.91	0.52	3M11	195.2	-	-	0.6	0.6	0.6	95	-1,557	-311	32,995	31,438	29,616	-
Ready Made Clothes	IRMC	956	0.8	3.30	3,155	2.7	-34.0%	36.9%	5.00	3.30	60,085	5.25	2.00	6M11	9.2	-	2.9	3.7	6.1	2.4	345	-415	539	849	519	1,338	-
The Light Industries	ITLI	16,800	14.4	1.14	19,152	16.4	-	-1.7%	-	-	-	1.34	0.89	9M10	-	-	-	7.3	3.4	2.2	-3,167	-3,450	-2,584	2,624	5,686	8,727	Suspend/ISC
Total					498,098	425.7					863,816																

Source: Iraq Stock Exchange

Performance of Traded Shares

	Code	Paid-in Capital		Closing Price	Market Cap		Wk. Closing		Intra Week		Wk. Turnover (ID'000)	52 Week		Last Fin.*	P/E			P/BV			Net Profit (ID mn)			BV (ID mn)			Note
		(ID mn)	(\$ mn)		(ID mn)	(\$ mn)	Chg/w	YTD Chn	High	Low		High	Low		FY08	FY09	Last*	FY08	FY09	Last*	FY08	FY09	Last*	FY08	FY09	Last*	
Hotel & Tourism Sector																											
Ashour Hotel	HASH	376	0.3	14.70	5,533	4.7	5.0%	13.1%	14.75	14.00	185,583	16.80	11.00	3M11	-	-	64.1	21.6	21.6	29.0	-37	-12	22	256	256	191	-
Baghdad Hotel	HBAG	1,922	1.6	21.50	41,323	35.3	13.2%	9.1%	22.00	19.00	148,429	22.00	3.00	FY10	-	-	-	18.1	28.6	28.5	-531	-833	183	2,278	1,445	1,451	-
Babylon Hotel	HBAY	1,350	1.2	38.00	51,300	43.8	-2.3%	-6.4%	39.25	37.00	164,356	47.06	13.00	3M11	-	-	-	-	140.3	-	-540	-158	60	243	366	78	-
Ishtar Hotels	HISH	1,500	1.3	34.26	51,390	43.9	-	-4.8%	-	-	-	37.00	18.00	3M11	-	-	-	28.9	54.7	19.6	-887	-863	-294	1,776	940	2,616	Suspend/ISC
Karbala Hotels	HKAR	1,620	1.4	5.38	8,716	7.4	-0.6%	-7.2%	5.40	5.38	61,029	6.25	4.85	3M11	-	-	-	9.6	5.1	4.7	22	-1	11	907	1,715	1,869	-
AL-Mansour Hotel	HMAN	2,923	2.5	39.89	116,598	99.7	9.4%	3.9%	40.00	36.00	26,741	43.50	22.00	3M11	-	103.7	-	49.7	33.5	29.4	114	1,124	60	2,346	3,482	3,968	-
National for Tourist Investments	HNTI	2,755	2.4	24.43	67,305	57.5	-	19.2%	-	-	-	25.80	10.00	FY10	162.7	129.9	94.5	21.1	17.6	14.8	414	518	712	3,184	3,817	4,533	Suspend/GA
Palestine Hotel	HPAL	4,470	3.8	17.45	78,002	66.7	-	-11.0%	-	-	-	22.00	17.35	FY09	-	-	-	20.1	27.2	27.2	-724	-1,159	-1,159	3,876	2,873	2,873	Suspend/ISC
Al-Sadeer Hotel	HSAD	708	0.6	45.00	31,860	27.2	-23.7%	-12.6%	45.00	39.00	81,786	70.00	3.00	3M11	-	92.9	-	48.3	31.5	-	-	-	-	660	1,011	24	-
Tourist Village of Mosul dam	HTVM	40	0.0	32.90	1,316	1.1	-0.3%	-9.4%	33.00	5.40	48,459	44.77	3.00	3M11	-	-	-	-	-	-	-62	-100	-35	-42	-135	-35	-
Total					453,342	387.5					716,384																
Agriculture Sector																											
Al-Ahlyia for Agricultural	AAHP	575	0.5	0.84	483	0.4	-9.7%	-23.6%	0.98	0.84	4,050	1.12	0.80	FY10	-	-	-	0.9	1.0	2.4	-65	-81	-285	565	483	199	Suspend/GA
Iraqi For Meat production and marketing	AIPM	3,750	3.2	7.82	29,325	25.1	-	11.7%	-	-	-	9.10	6.16	3M11	-	-	31.6	5.3	5.4	4.8	-665	-194	232	5,573	5,455	6,162	-
Iraqi Agricultural Products Marketing	AIRP	360	0.3	7.85	2,826	2.4	2.6%	68.8%	8.02	7.70	5,667	8.02	3.80	3M11	30.4	28.5	-	3.7	3.0	2.9	93	99	-16	764	931	983	-
Iraqi for Seed Production	AISP	3,140	2.7	4.95	15,543	13.3	5.3%	98.0%	5.35	4.85	153,981	6.00	2.00	FY10	-	67.5	17.8	32.3	21.2	9.6	-514	230	874	481	734	1,622	-
The Modern for Animal Agricultural Prod.	AMAP	540	0.5	1.66	896	0.8	-	13.7%	-	-	-	2.18	1.05	FY10	21.8	32.0	34.1	0.3	0.3	0.3	41	28	26	2,969	2,939	2,980	Suspend/GA
Middle East for Production - Fish	AMEF	300	0.3	25.05	7,515	6.4	0.2%	25.3%	25.05	25.00	2,149	25.80	2.00	FY10	144.3	86.4	30.5	17.9	14.6	5.3	52	87	246	420	514	1,405	-
AL-Therar for Agricultural Production	ATHP	2,400	2.1	0.40	960	0.8	-	-	-	-	-	0.40	0.40	FY09	2.7	2.3	3.0	1.0	1.7	4.0	350	423	323	981	558	239	Suspend/ISC
Total					57,548	49.2					165,848																
Grand Total					5,189,557	4,435.5					11,123,046																

Source: Iraq Stock Exchange

*Last Financials: The date of the most recent financial statements.

P/E (Last): We divide "Current MCap" to "annualized YTD profit".

P/BV (Last): Calculated by dividing "Current Mcap" to "BV in its Last Financials".

Note: "Suspend/ISC" companies are not trading due to ISC Instructions.

"Suspend/GA" companies are not trading due to General Assembly Meetings.